


# THE GOLDEN GOURD

The Newsletter of the California Chapter of the American Gourd Society



**In this issue:**

Fall Intro	Cover
President's Message	pg. 2
A Successful Gourd Blossom Retreat!	pg. 4
Our Fall Featured Artist	pg. 10
El Gourdo's Ramblings	pg. 13
It's Competition Time and We Have Two	pg. 14
Patch Happenings	pg. 18
2024 Fundraiser Update	pg. 21
 Cool Finds!	pg. 22
Your Last Chance: Basket and Gourds Conference, Visalia	pg. 24
Editor's Take	pg. 25
Call For Gourdaments	pg. 26
Advertising	pg. 27





## President's Message!

Hello!

It's competition season and time to think about entering a gourd in the North and South gourd competitions. The more entries the better for our art. I am looking forward to seeing the imagination and artistry I know you all have!

My world has changed significantly over the last several months. After my husband passed in April, I knew I needed to move out of the snow country. Within 2 months I had my house up for sale and received an offer 4 days later. I found a new home in Roseville. Both escrows were active while I was at the Retreat in Three Rivers. I was receiving documents to read and sign on my phone. That is how it is done these days! I moved into my new home on July 14. I am optimistic about this new phase of my life and I'm closer to my gourd family too.

The Retreat was an outstanding event. Our hero organizer and leader, Sherry Hunga-Moore, deserves a huge THANK YOU! Congratulations, and a big hug to Sherry.

The event was flawless, at least for the 60 or so participants. St. Anthony's Retreat venue was a wonderful host. It was quickly discovered that the food was going to be great and three meals a day were delicious. I was never late for the meal! Great projects, classes, and camaraderie.

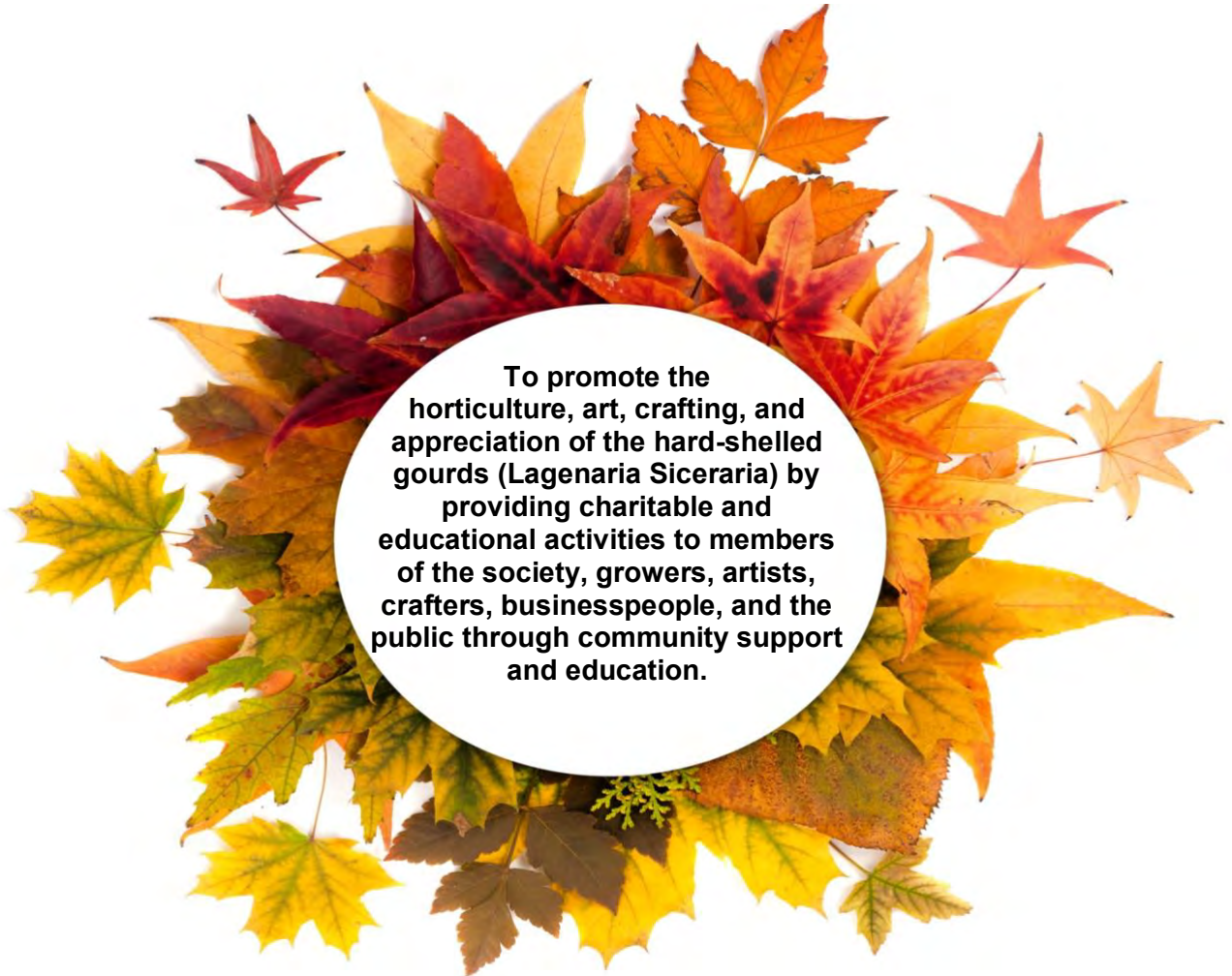
I am looking forward to 2025!

Wishing you all a creative and fun Fall!

Your President,  
Marilyn Phelps



## ***CGS ~ Mission Statement***



To promote the horticulture, art, crafting, and appreciation of the hard-shelled gourds (*Lagenaria Siceraria*) by providing charitable and educational activities to members of the society, growers, artists, crafters, businesspeople, and the public through community support and education.

**YOU DON'T HAVE TO WAIT FOR US TO COME KNOCKING. CONTACT US AND SHARE YOUR GOURD STORIES!**

Do you have a gourd story to share or know of someone doing community work using gourds? Whether in the past or present, we would love to hear what you or your patch members have been up to and profile it in the Golden Gourd!

You don't have to be a writer to be profiled or submit something. Just contact your Regional Director, Patch Leader, or me. Tell us your story and we will be happy to help write it! Send your story outline and photos to either:

**Southern Region**

**Libbi Salvo:**

[Libbi\\_salvo@yahoo.com](mailto:Libbi_salvo@yahoo.com)

**Golden Gourd Editor**

**Lisa Baurmeister:**

[cgsgoldengourdeditor@gmail.com](mailto:cgsgoldengourdeditor@gmail.com)

**Northern Region**

**Jody Dingivan:**

[adollplace@hotmail.com](mailto:adollplace@hotmail.com)



## A Wonderful Time Was Had by All!

By Sherry Hunga-Moore



All the stars aligned with us for this Gourd Blossom Retreat! St. Antony's Retreat in Three Rivers was perfect. That facility had everything and more. We even had a star gazing event one night. Some of us watched the full moon rise over the mountains while floating in the pool that evening. We had a full schedule and planned down times to relax and enjoy the peaceful grounds. Spotted a deer on the way up to the pool one afternoon.



Awesome star and planet gazing!



We had birthday cake for all those Birthday folks and served wine at our workshops. The events just kept rolling out all weekend.

I would like to recognize **Mary Bliss** for creating the “**Selfie Bio Page**”, great idea Mary! You can read interesting facts and fun details about attendees on the CGS website. Stacy Day created a picture album from the Selfie Bio's for the notebooks given to attendees so you can put a face to the name. Very handy, I may add, not everyone answers to “hey Pumpkin”. Lol

~ Continue pg. 5



Our Meet and Greet Party had a special surprise guest, Carol Rookstool, our first CGS President. Also, a few past presidents in attendance - Leigh Adams, Sylvia Nelson and our current president, Marilyn Phelps. They had a few inspirational words to share, then onto the adult frozen slushy beverages served with finger foods to get the party started.

Leigh Adams



Carol Rookstool



Our greeters, Peggy, Sherry, and Mary



Marilyn Phelps

For those who participated in the "Artisan Trading Shards" event, thank you. I think we should promote this at every retreat. We have so many inspirational artists. What a great collection to build upon.



We had a "UFO", unfinished object exchange, which is always exciting. You exchange your unfinished project for a different one that someone else brings. The hard part is deciding what to choose. So, so many to choose from. (not shown)

~ Continue pg. 6



Our welcome bags had many goodies inside: kits to assemble, and projects to work on. Many donated items thanks to the generosity of many, many people.

We learned about UV Resin and laser cutouts, had demos for Gennie bottles, Critter Clackers, Mini Fairy Gardens, Scorch Pens on magnetic name badges, Tree of Life kits, gourd earring kits and gourd whistles to name a few projects.



*We had lots of fun with these projects!*



Jody, Grape and Julie

The hallway to the very large workroom was lined with the Trading Post tables. Goods in abundance for sale and trade were offered. We had wheel'n and deal'n going on all hours of the day and night. The facility staff even made a few stops to check out the goods.

We also had a drawing to win a beautiful painted Gourd Blossom picture by Grace Swanson. You had to guess the number of small gourds in the jar to win. Isn't it realistic!

Grace Swanson



Painting by Grace Swanson



Winner of the Grace painting, M.E. Hue Graham (middle)

~ Continue pg. 7



Our featured teachers gave it their all to host classes. Thank you, ladies, for taking the time to teach us new and exciting techniques. You're the best! Lisa Baurmeister taught the Tiger Lilly class on painting and blending techniques which was a sell-out - wonderful teaching methods. Camille King taught the Beaded Chain class on two of the 3 days at the retreat. A great class for any level and an innovative project for gourds.

Camille, Sandra, and Donna



Lisa and Carol



Debbie, Lisa, and Maria



The Basket Raffle - WHAT A FABOULUS SPREAD! Displayed here with matching bags and ribbons, wrapped up like it was Christmas in July! **This event yielded \$1,625!!!** Thank you Sue and Kennie for coordinating this event. I know it took months to make this happen. Bless you and all your helpers and contributors.



Terrye



Patty



Fran



Alice



Kellie

~ Continue pg. 8





Something new this time, a Silent Auction. We chose the theme of "Whimsical Center Pieces". Our team started making these 9 months prior to the event. Some light up, others have solar lights. Creative and fun. ***This Silent Auction yielded \$1,405!!!***



This art piece was donated by Marla Garber. You received a chance to win if you turned in your survey. We had a 99% success rate of people turning them in. Chris Crady won this beautiful creation.



Evy and Sherry standing in Cecile's beautiful garden.



Our new best friend!

There was an optional field trip to Cecile Garrison's Farm on the way home in Visalia. What an experience! Her home/garden is magnificent! You must try to visit her. She has a very green thumb and so gracious. We presented her with this Garden post with solar light for all her efforts providing garden tours on Sunday and Monday. Our new best friend!

***(You can see Cecile's Farm in the Featured Artist Section on page 10.)***

Some comments regarding the Garden post, "let's make these for the silent auction at the next retreat." What a great idea for any patio!

**This garden post was a gift to Cecile from the Retreat Committee for being so generous and awesome!**



~ Continue pg. 9



One important element of an event as big as this retreat is to always ask for feedback. That is how we knew to have optional classes and make the event longer for extra price if possible. Also, to have separate beds and more workspace. That information came from a past survey. We will be correlating this year's survey soon to share.

My deepest gratitude and thankfulness to all that put in hours of work, donations and executing to make this CGS Gourd Blossom Retreat 2023 a success. There were many helpers that could not attend that contributed behind the scenes. I thank you deeply and sincerely.

I would like to also remind you that we are planning another Gourd Blossom Retreat in 2025. It will be Northern Patch's turn to host the event. If you have ideas to share, please don't be shy, share them with the new Retreat Committee.

The CGS Board will be voting on path forward at the beginning of the new year 2024 Board meeting. Stay tuned.

Jody, Stacy, Vickie, Sue, Vickie, Libbi, Peggy, Elaine, Sherry, and Donna

### Hugs and Squeezes, Sherry "Pumpkin"



Stacy and Sherry



Chris



Alice



Virginia, Sugi, and Cathy



Peggy and Mary



Reen and Alice



Group Photo



## ~ *Featured Artist* ~

### **Cecile Garrison, Gourd Farmer and Manipulated Gourd Artist, Visalia**

Cecile Garrison is a retired Registered Nurse with a green thumb and an obsession with growing and manipulating the Lagenaria Gourd. She bought a package of “Birdhouse” Gourd seeds at Walmart in 1987. She planted them in a six-inch strip of poor soil between a seven-foot fence and a concrete driveway. Her heart was stolen forever when tiny tendrils started climbing rusty nails and splinters to the top and over that seven-foot fence with no formal climbing structure.

She wasn’t sure what to do with her huge supply of birdhouse gourds that Fall! So, back to Walmart for craft supplies to produce what else? Birdhouses! But then she took a one-day class “The Art of Decoupage” by Ginger Summit at a local college. This was where she met other “Gourd Addicts” and learned all about “Gourd Festivals!” These festivals opened a whole new world of vendors, tools, supplies, paints & dyes and so much more!

Cecile would not have known about the Jim Story “story” if she had not met Glenn Burkhalter at a Wuertz festival in Casa Grande, Arizona. Glenn and his wife produced an eye-catching number of giraffes with tall skinny necks and little, tiny ears all made from Long Neck Dipper gourds. The necks all had knots manipulated by Glenn. Glenn was full of information on how to manipulate and where to get even more information.

Of course, Cecile had to have one of those giraffes! (See picture) Manipulation became Cecile’s new passion after that festival. Cecile is writing an article on manipulating for the next issue of the American Gourd Society magazine.



Cecile’s first  
Manipulated  
Gourd

~ Continue pg. 11



When she and her husband, Ernie, bought their twenty-acre farm with lots of room and a guest house, it became the perfect place to invite teachers from several states to share their knowledge. Bonnie Gibson taught several classes on their farm and increased comfort with power tools to at least one hundred gourd addicts! Gloria Crane, Kristi Dial, Ron Swank and many more great instructors also came and lit creative fires under new and experienced gourd artists.

Cecile was also president of the American Gourd Society from 2015-2019. As president, she used her platform to introduce new people to gourd art and encourage old-timers to stretch their creative muscle.

Cecile has been a guest speaker at several garden clubs, local schools, the San Francisco Garden Show, and the Tulare Farm Show. Her work has been on display at Arts Visalia, the Arts Consortium, and the Yerba Bueno Center for The Arts.

In the past few years Cecile has entered several manipulated gourd creations in the American Gourd Society magazine contests held quarterly with the goal of encouraging others to grow, manipulate, and create art from the Long Neck Dipper gourd. Cecile states that encouraging others to share the thrill of successfully manipulating a living plant is her favorite pastime!




~ Continue pg. 12





Libby, Sharon, and Cecile under her beautiful gourd arbor.



Debbie and Cecile

The California Gourd Society was the most recent group to tour her gourd gardens. Their annual retreat was timed perfectly to attempt gourd manipulation.

If you are passing through Visalia and want to check out the gourd arbors give Cecile a call. She might even let you tie some knots!



Christy and Cecile

How cool is this, a garage just for gourds!  
Now you're talking!



Peggy and Cecile



Maria and Cecile

## *El Gourdo's Rambling*

WOW! WHAT A RETREAT!!!! I had the best time, so much so that I almost felt guilty; guilty for all the men that are missing out!

I'm talking about the CGS Retreat at Three Rivers; again — WOW!! When you are thrown together with gourd fanatics and even outnumbered fifty to one gender wise, it does not matter, nothing can take away from the experience of a retreat. Being somewhat nervous about the overwhelming odds I bravely set foot where few sane men dare to tread, but they should!

For the record, I did not lose my man card, which was a concern of mine—or not. What I walked into was wall to wall energy and excitement, and yes, a bunch of familiar faces with indelible smiles.

It took me about a minute to appreciate all the hard work and coordination that went into this event. The center was very nice, I told my wife, "Are we in the right place?" I wondered, and it just kept getting better.

The entire retreat center was amazingly large and roomy, with an incredible staff, and of course, the dozens of gourdaholics waiting like a precocious child anticipating the arrival of Santa Claus. Sadly, Santa was the only thing missing, however, I could be surrogate Santa if I wanted too, with my rotund little body and beard, just saying.

We spent our days in a huge, air-conditioned room with great, spacious seating for our projects and where we learned about the day's activities. Every direction you looked there were happy faces and busy hands. It could not have been better.

If I had a complaint, it would have to be the climate or something that seemed to cause the surprise shrinkage of my clothes. It's a mystery, though the most popular theory pointed to the huge amounts of incredible food we were served. My other concern was the small showing of men, just four of us, and while I enjoyed their company, I felt bad for the male gourd artists who did not attend but would have enjoyed this!

We celebrated birthdays too; the amazing Carol Des Voigne turned the legal age and can now go into bars, hee, hee!. We sat around celebrating with wine, cake, games and fun. All common denominators to having a good time with great people.

I'd like to issue you a challenge. If you have a male friend interested in any form of art, bring him to a patch meeting! Good folks, I tell you this, you make the effort, let them know we are here and they will join. I will make this a habit with my wonderful bride, Sharolyn.

Before signing off, I have a SAFETY TIP for you: REMEMBER, ALWAYS WEAR EYE PROTECTION when working on gourds. Artificial limbs can get a person around fine, but you can't see out of an artificial eye.

Until next time; gourd on and don't forget to bring a man into the gourd world.

*Aaron Bullock, AKA El Gourdo*



~ **Get Ready for our 2023 Competition** ~

**California Gourd Society**  
**Northern California Gourd Competition 2023**  
Hosted by the Folsom Gourd Artists  
October 6<sup>th</sup> – 8<sup>th</sup>  
[www.folsomgourdartists.com/fine-art-festival-2023](http://www.folsomgourdartists.com/fine-art-festival-2023)



**How to Enter**

- The competition is open to **ALL**.
- The entry fee per entry is \$6.00 for CGS members and \$10.00 for all others. One entry per entry form. **Make checks payable to CGS.**
- Mailed entries** will be accepted. See **DIRECTIONS FOR MAILED ENTRIES.**
- Mailed entries** must be received by **September 27, 2023**
- Entries may be submitted in person on **Friday October 6 from 10am to 4 pm. Judging will take place at Robert H Miller III Rotary Club in Lew Howard Park. 7150 Baldwin Dam Road Folsom CA 95630**
- LATE ENTRIES WILL NOT BE JUDGED.**
- Judging will take place on Friday, October 6<sup>th</sup> between 4-6 pm.
- Release and pick up of entries will be from 4-5pm on Sunday. Mailed entries will be sent back the week of October 16<sup>th</sup>-20<sup>th</sup>.
- While every effort is made to provide security of items, the Folsom Gourd Artists, the California Gourd Society, and the Robert H Miller III Rotary Club **are not** responsible for damaged or lost items.
- The artist is responsible for placing his or her piece in the correct **category**.

**Note: Please read category and division descriptions carefully. Design your artwork for the category.**

**General Rules**

1. Gourds must predominate. 50% of medium or technique to be used on the crafted gourd surface should exhibit the required medium or technique.
2. Gourds previously entered in a CGS competition are not permitted.
3. Craft/artwork for each entry must be the **original** work of person who is the entrant.
4. **Only one entry per category is permitted.**
5. Judges reserve the right to disqualify or reassign entries that do not meet category criteria.
6. **Copyright designs such as Disney characters or copies of other artist's work may not be used on entries unless written permission is granted by the artist or copyright holder. Copyright free designs may be used.**
7. All participants agree to allow photographs to be taken of displayed items. Not all categories are included in each division.

**Judging**

The California Gourd Society will coordinate all judging. Judging will follow the American Gourd Society judging guidelines and use AGS trained judges. Scoring option C (Verbal Consensus) will be used. Points will be given for originality of design, workmanship/craftsmanship, neatness and quality, color/finish, balance/scale, and overall appearance.

~ Continue pg. 16

**Ribbons will be awarded for 1st, 2nd and 3rd place in each category at the judge's discretion. A category with only one entry does not necessarily guarantee a 1st place ribbon. Best of Division and Best of Show will be determined by all the judges. The "People's Choice" ribbon will be decided by show visitors.**

Any questions, please contact either of the Competition Co-chairs:  
Colleen Ballard, [ballardkb3@gmail.com](mailto:ballardkb3@gmail.com) , 916-817-0341 or  
Mary Hufft, [hufftmary@comcast.net](mailto:hufftmary@comcast.net) , 916-770-6236.

**PLEASE NOTE:**

**The Categories for Novice and Intermediate Division are "Technique Based."  
The Categories for the Advanced and Masters Division are "Theme Based."**

**CATEGORIES FOR NOVICE AND INTERMEDIATE GOURD ARTIST (Technique Based)**

1. **Pyrography** - Burning a design (line or shading) on a gourd with the use of an electric wood-burning tool. Gourds that display fracking will not be accepted for this show because of safety reasons.
2. **Carving/ Fretwork/Filigree** - The removal of a portion of the outer surface of the gourd, exposing the undersurface to create a design or texture in relief and/or a decorative design (of holes and other shapes) cut through the shell of the gourd.
3. **Painted/ Coloring Techniques** - Any coloring technique, using stains, dyes, inks, oil pastel pencils, crayons, colored pencils, felt tip pens, acrylic paints, oil paints, watercolors, etc.  
**Weaving/Coiled** – A gourd woven or coiled using any natural, man-made or artificial fiber. Any technique allowed. You must be able to see part of the gourd. Any finish allowed. The fiber art technique must predominate.
4. **Mixed Media** – For Novice and Intermediate Division this category must include 2 or more techniques. Any type of finish or embellishments are allowed. For the Advanced or Master Division 3 or more techniques must be used.
5. **Anything Goes** – Delight us with your best!

**CATEGORIES FOR ADVANCED AND MASTER GOURD ARTIST (Theme Based)**

**We have no specific category, just theme based. Using any technique and/or medium, WOW the judges with gourds featuring the stated theme. All medium(s) and any technique(s) are allowed for any category. Also, any combination of mediums or techniques may be used.**

1. **Whimsical** – Create a whimsical piece. You are only limited by your imagination.
2. **Contemporary**– Create a work reflecting artistic work/ideas influenced by modern art.
3. **California Impressions**-Create work that best represents your impressions of California.
4. **Faux Look**-Create a look unique to specific style of medium. Examples of faux looks are leather, stonework, patina, gold leafing, antiquing, ivory, crackle, beadwork, etc.

**YOU CAN FIND MORE INFORMATION, COMPETITION FORMS, ETC. BY GOING TO  
<https://www.californiagourdsociety.com> OR  
FIND OUT ABOUT ALL THE HAPPENING AT THIS EVENT, HOSTED BY  
THE FOLSOM GOURD ARTISTS, AT:  
<https://folsomgourdartists.com/fine-art-festival-2023>**



**California Gourd Society**  
**Southern California Virtual Gourd Competition 2023**  
*Hosted by Orange County Gourd Society*  
**October 21, 2023**



**How To Enter**

- ❑ The competition is open to **ALL**.
- ❑ The entry fee per entry is \$6.00 for CGS members and \$10.00 for all others. One entry per entry form. **Make checks payable to CGS and put inside your box containing your entry. Please complete the entry form and e-mail back to head clerk. Enclose a copy with your entry piece.**
- ❑ **Mailed entries** will be accepted. Mailed entries must arrive by October 15, 2023. See directions below.
- ❑ Entries may be submitted before October 15, 2023. **LATE ENTRIES WILL NOT BE JUDGED. The manual entry form is available on the CGS website:**  
<https://www.californiagourdsociety.com/>
- ❑ **For on-line entry form, please use this link: [CGS So. Cal Entry Form 2023](#) It will be submitted electronically. When you submit your entry, a copy will be sent to you.**
- ❑ CGS reserves the right to photograph and video each entry and use in promotion of CGS Art Competition.
- ❑ While every effort is made to provide security of items, the California Gourd Society and Orange County Gourd Society are **not** responsible for damaged or lost items.
- ❑ The artist is responsible for placing his or her piece in the correct **category**.  
**Note: We have four divisions. Please read category and division descriptions carefully. Fit your artwork to the categories.**
- ❑ **Packing – gourds will be transported from a group pick-up to entry, storage and to show. Please pack your gourd for safe transport and handling. If you have multiple entries or entries with stands, please enclose a picture or diagram.**
- ❑ **Direction for Mailed Entries – Please mail to:**  
**Debra Zimmerman**  
**5636 Campo Walk**  
**Long Beach, CA 90803**  
**Phone 562 822-6940 (ok to text)**  
**Email: [dzgourd@gmail.com](mailto:dzgourd@gmail.com)**

CGS or its representatives are not responsible for any damage caused during shipping. Insurance coverage is recommended. Please ensure that your gourds are packed carefully with ample protection.

- (1) Take the box to the post office or shipping office you prefer.
- (2) After determining postal cost for one-way shipping, purchase two (2) shipping labels.
- (3) Enclose postage label for return shipping inside the package with your gourds.
- (4) Affix postage for shipping to the competition on the outside of the package.
- (5) Send a text or e-mail with the tracking number to Debra Zimmerman.

~ Continue pg. 17

YOU CAN FIND MORE INFORMATION, COMPETITION FORMS, ETC. BY GOING TO  
<https://www.californiagourdsociety.com/southern-california-gourd-art-competitions> OR  
YOU CAN FIND OUT ABOUT THIS COMPETITION, HOSTED BY  
THE ORANGE COUNTY GOURD SOCIETY AT:

<http://www.ocgourdsociety.org>

## Here's a Refresher on Gourd Crafting Terms and Definitions

**Accessories or Embellishments** Any material added to the crafted gourd to complete the exhibit.

**Artificial or Man-made Accessories/Embellishments** Any material added to the crafted gourd that is not natural, such as artificial flowers, plastics, plastic eyes, or manufactured items. (See also Natural Accessories.)

**Artificial Sinew** A waxed nylon imitation of natural sinew (animal tendon) used in beading, sometimes used in place of cotton thread. Artificial sinew will be allowed on all entries.

**Base** A support or stand that holds a gourd at the proper angle or position. It may be metal, wood or a manufactured turn-table but the base will not be considered an accessory of the crafted gourd.

**Basket** A gourd with the top cut off with a carrying handle attached or cut so that part of the gourd remains to function as a handle.

**Beading** The technique of using beads to apply a design to a gourd. Beads may be applied with beeswax, embedded in recessed holes, strung and wrapped around, or sewn to the gourd. Beads are made of plastic, glass, and/or natural material, i.e. shell, wood, clay or seeds.

**Bowl** A gourd with the top cut off (or some portion cut off) to give the appearance of a container.

**Burned Using a Flame** (i.e., small torch) to char or change the color of the gourd surface (See also Pyrography/Wood-burning.)

**Carved** The removal of a portion of the outer surface of the shell of a gourd, exposing the undersurface to create a design or texture in relief, usually done with a power tool.

**Chip Carving** Carving done with gouging tools to "chip" out small pieces of gourd to create a pattern or design on the surface of the gourd.

**Clear Finish** Any finish, such as varnish, shellac, wax or oil, which enhances the overall appearance of the gourd but adds no color (except the slight natural darkening that may occur).

**Coiled** Use of pine needles or grasses, or other materials, wrapped and held in place by thread, raffia or sinew to cover rims of bowls or create designs on gourds.

**Color/Coloring** Using any medium that adds to, enhances, or changes the natural appearance of the gourd's surface. Some examples of color media are stains, dyes, inks, oil pastel pencils, crayons, colored pencils, felt tip pens, acrylic paints, oil paints, watercolors, colored waxes, etc.

**Cut Gourd** Cutting all the way through the gourd shell to create a hole or opening (as opposed to surface cuts as in carving). The cut or openings are incorporated into the design.

**Embellishment/Accessories** Any material that is added to the gourd to enhance the overall design and appearance of the gourd. (See also Artificial Accessories and Natural Accessories.)

**Filigree/Fretwork** An intricate, interlaced, decorative design (of holes or other shapes) cut into and through the shell of the gourd, usually done with power tools.

**Functional** An item fashioned to be used. For example, gourd pitcher that actually holds water and has a functional spout and handle.

**Medium/Media** Material used for artistic expression, such as paint, dye, ink, clay, beads, etc.

**Natural Accessories** Any material added to the crafted gourd that is natural. Examples include linen/cotton thread, grasses, pine needles, seeds pods, shells, stones, bone, feathers, etc.

**Pyrography/Wood-burning** Burning a design (lines and shading) on a gourd with the use of an electric wood-burning tool.

**Predominate** The word "predominate" (when used in Competition Class description to indicate the amount of medium or technique to be used on the crafted gourd) means that the majority of the crafted gourd surface should exhibit the required medium or technique.

**Weaving** Interlacing various materials attached to the gourd, such as grasses, cords, natural fibers, etc. Weaving techniques include coiling, twining, twill, over/under and Tenerife.



## ~ Patch Happenings ~

### Orange County Gourd Society at the LA County Fair.

By Debra Zimmerman

Orange County Gourd Society has been busy collecting awards and having fun. Olive Moore won Best of Division at the Orange County Fair for gourds. We had a nice display of gourd art with 22 pieces from our group. We were happy to see gourds used by others in the table setting competition and in tole painting. There was a great display of gourds growing in the garden section.

We have had some inspiring classes to stimulate ideas with new techniques. Camille King taught us beaded chain, Vickie Echols taught a class with altered papers and weaving with beads, and Robin Bryson taught us how to use alcohol inks to create a beautiful sea turtle. We completed a Funny Looking Gourd challenge, our first. I will tell you more about it next time.

We are super busy now getting ready for the So. Cal. CGS Competition. (see page 16) We will be making art, running around collecting it from all the local patches, setting up the show, judging and making another video to share. Please join us in making it a success!

Awesome!



Olive Moore - Best of Division at OC Fair

Sue Fuller - Butterfly chain project in a wood frame.



Devon Day - Beaded Chain Projects.





## Ventura County Gourd Artists

By Evy Eisele, VCGA President first published in the Gourd Vine



VENTURA COUNTY GOURD ARTISTS TAKE 2ND PLACE AT THE FAIR!

THANK YOU DOM FOR HEADING THIS UP, AND ALL THOSE SUPPORTING HER AND BOOTH SITTING! JOYCE, CAMILLE, ARLINE, MICHELE, MARIA, DEBBIE Z., CHRIS, AND LENI!

VCGA had a very busy August with the Ventura County Fair, their Annual Picnic, and a long-time member, Charlene, selling all her gourds and such to move out of California.

It's amazing that they had any time to enter their gourds in their county fair's competition, but enter they did and made out well. Photos were taken by Chris Garcia.



Great Job



## Calabash Club Out and About

By Lisa Baurmeister

Calabash also had fun this past summer and is looking forward to fall with its festivals and fairs. Some of its members took a class given by Jennifer Wool and arranged by club president Sugi Karappiah. Members also attended the 2023 Retreat and others headed east to attend the Silver State Art Festival. While another member, Smruti Kurse went out and won a few first-place ribbons for her artwork.



Lisa, Christy, Smruti and Sugi at Smruti's exhibit.



Remi, Diane, Alice, Smruti, Cathy, Lisa, Christy, showing off their days work.



Christi Dial, Nevada Fair Chairperson



Virginia at Nevada Fair w/marbling teacher Pierre.




Bernie, Alice, Kennie, Jeannie, and Marsha at Nevada Fair.

***DON'T FORGET TO SHARE WHAT YOU'VE BEEN DOING WITH US.  
WE LOVE HEARING FROM YOU!***

You can send your info to your patch leader, Regional Directors Libbi Salvo, [libbi\\_salvo@yahoo.com](mailto:libbi_salvo@yahoo.com), Jody Dingivan, [adollplace@hotmail.com](mailto:adollplace@hotmail.com) or direct to me, Lisa Baurmeister: [cgsnewslettereditor@gmail.com](mailto:cgsnewslettereditor@gmail.com).

# California Gourd Society 2024 Fundraiser "Wall Art"



Art work with creative designs incorporating gourd, shards & shapes that can be hung on the wall.

Projects will be raffled at the

## "Gourds and Baskets Containers of our Culture"

Visalia, California Saturday April 27, 2024

Proceeds benefit the statewide educational outreach of CGS and its members.

### Project criteria/guidelines for Regional Groups, (Patches)

1. Finished project should be quality construction and last for several years.
2. Each Patch is encouraged to make one or more gourd projects.
3. Size/Dimension limitations; **NO larger than 24" X 30" (Flip Chart size)**
4. Projects are due *on or prior* to start of event in Visalia, Friday 26, 2024.
5. Attach tag with name of patch.



Mail or deliver to:

**\*Jody Dingivan** 12140 Steffs Ct. San Martin, CA 95046 {Northern members}



**\*Libbi Salvo** 2927 Sunset Hills, Escondido, CA 92028 {Southern members}

Each ticket bought from CGS costs the Patch 50 cents and then re-sells them for \$1.

The Patch keeps proceeds from their own ticket sales, which should help fund your leader's expenses while attending required CGS functions.

Inspirations can be found at:

Pinterest.com or Thrift stores, repurposed found treasures



ALL INSPIRATIONS/IDEAS ARE FROM THE PINTEREST WEBSITE.



~ **Cool Finds!** ~

By Lisa Baurmeister


I thought I would add a new section to the CGS Newsletter titled, you guessed it, **“Cool Finds”**. The cool finds I’ll be talking about are ones that help you to be more organized, creative, and productive. They are the finds that help keep your art studio, worktable, gourd storage, or even your outdoor shed organized so that you can spend more time on your art.

I don’t know about you but, personally, I find it hard to work in an environment that is cluttered or messy. I’m not saying that it’s bad; a lot of you can, and kudos to you! I personally cannot; but I am a messy artist. So, no matter how hard I try and keep things tidy, it never fails that after I finish a piece, my worktable looks like a tornado hit it. I decided enough was enough and I set out to find something that would help me stay organized, starting with my paints. I use different kinds of paint mediums and wanted them all in plain sight. Below is my first **“Cool Find”**.



I went onto ETSY and found these cool paint organizers. There are many different types of these racks and sellers on Etsy, but I chose to go with Malanka Art. These paint rack organizers, originally made for Miniature Paint Sets, can be used for any paint containers, just be sure to check your measurements well. It’s easy to assemble and come with good instructions. I glued my stands after assembly so that they were extra sturdy.

As you can see, you can get them with or without drawers. The best part is that they are vertical which leaves more room for my work surface. Because my paints are right in front of me, I now put them back after each use which helps keep my work surface organized. I liked this product so much that I went back and purchased two more units. See my work surface on the next page.



CLEAR INSTRUCTIONS MANUAL IS INCLUDED





On the left is my first purchase; I immediately knew I wanted more. Below are the other two I picked up. I prefer the ones with drawers for my Q-tips, micro brushes, etc.



**My work surface and all my paints within reach. I love it!**

**If you have “COOL FINDS” to share, please, let us know! That way we can share them with everyone. You can send your cool finds to:**

**[cgsnewslettereditor@gmail.com](mailto:cgsnewslettereditor@gmail.com)**



# The “**LAST**” Baskets and Gourds - Containers of Our Culture IX Event

Mark your calendars for April 26 – 28, 2024


**SAVE THE DATE**



If you have a bucket-list and this event is not on it, then you are missing out! For those of you who have it on your bucket-list, this is your last chance to check it off!

This conference is hosted by the Tulare/Sequoia Gourd Patch and endorsed by the California Gourd Society. It is the ninth, and last, Baskets and Gourds Conference, and is held in the city of Visalia, California. A MUST ATTEND!

*This is also where we will be raffling off our CGS Fundraiser Wall Hangings. (see page 21)*



**Ask your patch President about purchasing your Raffle Tickets! See you in Visalia in 2024.**



**Watch your inbox for more information on this event or visit their website at, <https://basketsandgourds.com>**









*It's that time again...*



**CALL FOR**  
*Gourdaments*  
for our Ornament Parade!



Please send them to  
[CGSnewslettereditor@gmail.com](mailto:CGSnewslettereditor@gmail.com)

We are looking forward to seeing your  
2023 Ornaments!





## Your One-Stop Shop for Thick-Shelled Gourds, Gourd Colors and Finishes, Tools and Supplies!

[www.WelburnGourdFarm.com](http://www.WelburnGourdFarm.com)

For all of your gourd crafting needs, Welburn Gourd Farm has you covered! Come to the Farm or visit our web site for quality, organic gourds, tools, supplies, FREE video tutorials, instant-access digital patterns, gourd classes, and more.



### Growing Nearly 200,000 Gourds Per Year!



Co-Founder Doug Welburn in 1996.

"Greetings! I have to say that of all the gourds I've EVER purchased, Welburn Farm gourds are THE nicest, thickest, smoothest, most symmetrical... and did I mention THICKEST? Super gourds!"- **Cynthia, Picture Rocks Art**

Known for their **thick shells** and beautiful, natural markings, the Welburn Gourd is the gourd of choice for those who want quality above all else.



All gourds are shipped clean and ready to craft.

For the lowest prices and best selection, visit our farm (address below). Can't make it to the Farm? Shop our large selection of pre-boxed gourds available online!

40635 De Luz Road, Fallbrook, CA 92028. Wed-Sat, 10am-3pm PST

Call 760-728-4271 or visit [www.WelburnGourdFarm.com](http://www.WelburnGourdFarm.com)



**Gourd Workshops**  
**Private classes for**  
**1-4 friends**  
**All skill levels,**  
**supplies included,**  
**gourds available.**  
**Classes at your**  
**convenience any day**  
**by appointment.**  
**\$35 per day, 11-3 pm**  
**JoyceCampbellgourds**  
**@gmail.com**






**ARIZONA GOURDS**  
GOURD CRAFTING TOOLS

**Tools and Embellishments for Gourd and Wood Crafting**  
**Horse Hair, InLace, Tools, Ink Dyes and more!**

[www.arizonagourds.com](http://www.arizonagourds.com) 319 855-9665



*Lisa Baurmeister Fine Art Gourds*



You can also  
find me at  
[Etsy.com/shop/  
lbfineartgourds](https://www.etsy.com/shop/lbfineartgourds)



**Commissions Accepted!**

[lisabaurmeister@gmail.com](mailto:lisabaurmeister@gmail.com)

**408-656-7124**