

THE GOLDEN GOURD

The Newsletter of the California Chapter of the American Gourd Society
NOTHING BUT SMILES, EVERYWHERE YOU LOOKED!

FINALLY, the Baskets and Gourds Conference in Visalia happened and CGS was right there with many of its members, all smiles and ready to dust off their tools, start their classes, catch up with friends, and enjoy a beautiful weekend in April.

We had a successful Patch Leaders Meeting, Friday the 22nd, and classes commenced on the 23rd and 24th. Everyone was in good spirits and from what we could see were having a great time.

Our Hostesses, Toni Best and Sue Winters along with many others, did a fabulous job taking care of everyone. CGS would like to thank all involved with The Baskets and Gourds Conference for making our "coming out of the pandemic" weekend a fun time to remember!



**CGS President,
Marilyn Phelps and
Secretary,
Peggy Blessing**



**Larry Dorn,
Palm Springs**



**Chris Berman
from Amador**

In this issue:

Nothing but Smiles	Cover
President's Message	pg. 2
Patch Leaders Meeting	pg. 4
Fundraiser - S.U.C.C.E.S.S!	pg. 6
Featured Artists	pg. 10
El Gourdo's Ramblings	pg. 13
Patch Happenings	pg. 14
CGS At S.F. Flower Show in Pleasanton	pg. 19
Summer Tutorial	pg. 20
Amador's Virtual CGS Competition	pg. 24
Editor's Take	pg. 26
Amazon Smile	pg. 27
Advertising	pg. 28

President's Message

Greetings!

It has been a busy spring for me, and we have a summer of more gourd activities just ahead. In April, I spent 4 days at the Baskets and Gourds - Containers of Our Culture event. This was my third time attending. First, thank you, Toni Best and Sue Winters, for putting on this great event. A lot of planning and work goes into an event like this, and you can tell they really have it down pat. Even after postponing it a couple of times, reconfirming teachers, and caterers, and handling the signups, it went off without a hitch, and I had a blast.

On Friday, patch leaders and guests attended the CGS Patch Leaders Meeting. They then enjoyed working on a project presented by Olive Moore. (See page 21 for Tutorial) That evening, we attended the Artists Reception at the Visalia Center for the Arts. It was great to see board members that I hadn't seen in several years and meet new people who volunteered their time for their state and local patches.

I took our Golden Gourd Editor, Lisa Baurmeister's class on Saturday. It was challenging but mostly a lot of fun. On Sunday, I took a knotless netting over a gourd class taught by Kathy Rousso from Ketchikan, Alaska. Again, a fun day. After the Saturday night dinner, Bonnie Gibson, the events keynote speaker, presented slides and spoke about "Creativity Without Copying." Bonnie is always a pleasure to listen to and be inspired by. The next and 9th Baskets and Gourds conference is scheduled for April 26-28, 2024. I encourage all gourd enthusiasts to attend.

Also, in April, CGS was invited to set up a booth at the San Francisco Bay Flower & Garden Show for 4 days. Next will be the Wood Carvers show; then, the State Fair and County Fairs will be here before you know it.

Finally, I want to encourage you and your friends to enter gourds in the CGS-sponsored competitions this August and October. It is a huge effort for the volunteers to put on these competitions. Remember, you can enter one gourd per category, so enter several! The Northern California competition will be held Saturday, August 20th. Consult the flyer for deadlines, categories, and rules. Look for more information on the Southern California Competition that will take place on October 15th.

**Your President,
Marilyn Phelps**



P.S. I have 3 CGS sweatshirts left and would love to sell them. If you would like one, please message me at: mphelps10@gmail.com

Here are the colors and sizes - \$35 plus postage.

- Grey XL
- Grey 2XL
- Black XL

CGS ~ Mission Statement



To promote the horticulture, art, crafting, and appreciation of the hard-shelled gourds (*Lagenaria Siceraria*) by providing charitable and educational activities to members of the society, growers, artists, crafters, businesspeople, and the public through community support and education.

YOU DON'T HAVE TO WAIT FOR US TO COME KNOCKING. CONTACT US AND SHARE YOUR GOURD STORY!

Do you have a gourd story to share or know of someone doing community work using gourds? Whether in the past or present, we would love to hear what you or your patch members have been up to and profile it in the Golden Gourd!

You don't have to be a writer to be profiled or submit something. Just contact your Regional Director, Patch Leader, or me. Tell us your story and we will be happy to help write it! Send your story outline and photos to either:

Southern Region
Libbi Salvo:
Libbi_salvo@yahoo.com

Golden Gourd Editor
Lisa Baurmeister:
cgsnewslettereditor@gmail.com

Northern Region
Jody Dingivan:
adollplace@hotmail.com



2022 Patch Leaders Meeting



We had our first Patch Leaders meeting in more than two years on Friday, April 22, in Visalia. There, we got our first glimpse of the fundraiser quilted gourds; there were some fortunate raffle winners. It was great to see each other, in person, again.

Our meeting started at 9:00 am and opened with a welcome and introductions of the CGS Board Members, Patch Leaders, and guests. The meeting was overseen by Directors of our Southern and Northern Regions, Libbi Salvo, and Jody Dingivan.

Topics on our agenda were:

- **Board Meeting 2022 overview** – Marilyn Phelps
- **Membership Info and Warm Welcome to our new membership chair, Debbie Zimmermann, from Ventura County**
- **CGS Competitions** – Sylvia Nelson
- **CGS Website** <http://www.californiagourdsociety.com>
- **Plans for CGS Fundraiser Project for 2024** – Sherry Hunga-Moore
- **Review Patch Leaders Handbook and updates** – Libbi Salvo, Marilyn Phelps
- **Items to share with your members** – Jody Dingivan
- **Golden Gourd Newsletter** - Lisa Baurmeister
- **Open discussion – Revitalizing our organization** – Facilitators – Evy Eisele and Jessica Einboden
- **Plans for CGS Retreat 2023** – Sherry Hunga-Moore
- **LUNCH**
- **Fun Project** – Olive Moore and Sherry Hunga-Moore



Southern Regional Director, Libbi Salvo and Northern Regional Director, Jody Dingivan

~ Continue pg. 5



2022 Patch Leaders Meeting ~ continued



Olive Moore, our Project Teacher!



Cookie Hanson



Kenni Winter, Stacy Day, Vickie Martinez



Peggy Blessing, Virginia Knowles, Toni Linde,
Evy Eisele, and Jessica Einboden

Girls Just Wanna Have Fun!



Sue Gouig, Georgette Maffei, Mary Huftt Debbie Zimmermann

CGS 2022 Fundraiser S.U.C.C.E.S.S. At Visalia



Quilted Gourd Raffle Donations

Regional Groups who Participated in fundraiser, (Patches North and South)

- East Bay Gourd Patch
- Amador Gourd Artists
- Foothill Gourders
- Folsom Gourd Artists
- Lake County Gourd Patch
- Rio Linda Gourd Artists
- Calabash Club of Silicon Valley
- Petaluma Gourd Artists
- Orange County Gourd Society
- San Diego County Gourd Artists
- Tulare/Sequoia Gourd Patch
- Ventura County Gourd Artists

Thank you Patches for participating in the 2022 fundraising event!

Our fabulous and talented Gourd Artisans exceeded all expectations with their imaginative and remarkable art creations. Thirty-one entries from the Northern and Southern California Regional Groups (Patches) combined. All 2,000 tickets were sold from 2019 to 2022!

Thank you, Toni, Sue, and Tulare/Sequoia Gourd Patch, for an exceptionally epic event and for allowing CGS to participate! The drawing was held during the catered dinner event, the “8th Biennial Baskets and Gourds Conference -Containers of Our Culture 2022”, at the Elks Lodge in Visalia. We completed all thirty-one drawings during dinner, just in time before the event’s keynote speaker, Bonnie Gibson, was scheduled to present...whew.

The money collected from the sales of the donated gourd quilt artwork helps fund Patch Leader’s expenses while attending required CGS functions. CGS sells tickets to Patches at wholesale (.50 cents), and Patches sell them at retail (\$1.00). A win, win for everyone!

CGS Reported Results:

- A to Z Printing Company, 2,000 printed tickets bought \$74.95
- Money collected from Ticket Sales in over a 4-year period 2019 – 2022: \$1,151.50
- **Profit from 2022 CGS Fundraiser Event ~ \$1,076.55!**

Note: Pictures of Tile Quilts winners on next page:

The people in pictures are not necessarily the winner of the art. If you won a prize, and was not at the event, then your **proxy** has your prize!

All Individual pictures can also be viewed on the CGS WEBSITE.

~ Continue pg. 7



Alice Caperton



Barbara Baholzer
(Proxy Marilyn Phelps)



Beth McGuire, Winner
(Proxy Jody Dingivan)

Happy Winners!



Diana Inslee



Fran Ford



Joni Canada, Winner
(Proxy Carol Des Voigne)

~ Continue pg. 8



Donna Shafer, Winner
(Proxy Debra Zimmerman)



Janice Horner



Jennifer Tang



Sherry Hunga-Moore

Note: Shown here are some of the winners. You can find list and photos of all the winners on our CGS Website under About, Fundraisers.

<https://california-gourd-society.squarespace.com/fundraisers>



Patricia Brown, Winner
(Proxy Colleen Ballard)

~ Continue pg. 9



Patti Blesso



Leslie Pombo

Congratulations Everyone!

Note: Shown here are some of the winners. You can find list and photos of all the winners on our CGS Website under About, Fundraisers.

<https://california-gourd-society.squarespace.com/fundraisers>

After being proxy for so many, Jody finally won one!



Leah Brady



Libbi Salvo



Featured Artist Profile

Our featured artist for this quarter is **Janice Horner**

Most of us came to be in the gourd world through the back door. Meaning we were not looking for gourds when we found them; in most cases, we searched for something else, which led us to a gourd. I hear this all the time, and I, too, had that same experience. For example, I was looking to re-cane a chair and stumbled upon The Caning Shop. Searching their site led me to colored pine needles, which led me to pine needle rimmed gourds. Others I know have migrated to gourds via their art craft. I know wood carvers who now carve on gourds as a change of pace, pyrography artists who now burn on gourds instead of wood, etc. Our featured artist for this issue is no different.

Janice Horner had not bought a gift in years. She prefers the personal touch and would find things to make. One Christmas, she burned wooden spoons and cutting boards for gifts. So, when she purchased a book on "Wood burning," she was surprised to find in it a burned gourd. That piqued her interest since she was not sure what a gourd was. She then attended the Folsom Gourd Artists Festival in October 2017. "I won a raffle prize of a basket of gourds." By November, she joined Folsom Gourd Artists. She learned about tools used to work on gourds and soon had a collection of tools. "Joining Folsom Gourd artists taught me the most, as we have monthly projects and many talented artists." They also have "show 'n tell," where the artist describes how they made their pieces.

The only formal training Janice has had was in Interior Design. She mostly created soft goods for herself and her friends. "I met a lady who contracted herself to a casino where she did the decorating for Holidays and the monthly giveaways. I became her artist and seamstress." That experience gave Janice a better "Artistic Vision." She then took a Bonnie Gibson class and learned more about burrs and design. "I learned from practice and the mistakes I make in the process."

When asked what her preferred mediums are, Janice said, "Acrylics because color adds interest, alcohol inks because the gourd markings stand out, and beading because it's relaxing." Janice also enjoys inlaying onto her gourds. "My shower door broke, and what else was I going to do with the glass pieces? Throwing it out was not an option."

Janice does not feel she has one specific style. She prefers to let the gourd talk to her, then that becomes her style for that gourd; this way, no two are alike. "I enjoy using chards and incorporating them into my design. I like attaching gourds to wood, carving the wood, then using resin to make a cohesive design." I asked Janice what she loves most about working with gourds; she said, "I love the tools; the "whirr-noise" makes me happy because I am creating something. There are so many art designs to be made using gourds, not just decorative bowls. I want to create things that make me happy, fulfill my inspiration and challenge me to create something unique."

Janice does not post online. Her social media is her Husband, family, and neighbors. However, if someone wants to contact or connect with her, they can do so at: designsbyjliz@gmail.com.



"My Mothers beads," she made many bracelets, but over time, their elastic rotted. I pulled them apart, separating them by size and color. This multicolored bead feather is made from a people gourd. The black area was carved from wood and covered in resin to create a shadow.

~ Continue pg. 11



I carved and burned this. To add interest, I painted the carved parts red and filled them with resin. The resin adds a beautiful contrast.

“Holy bowl”

This piece reminds me of a poke-a-dot dress I had when I was younger. I carved and sanded all edges for a soft, curved appearance.



This was inspired by my area rug that is cheetah with a zebra border.

The Lamp - The largest gourd I ever carved and burned and painted.

It took 10 days to make this bird. The head and body are one gourd. All bird parts are made from gourds except for the wires in the tail and holding the leaves onto the wings. I burned in the line art, then painted it. I then re-burned the line work. It was like I made this bird twice. The legs, feet and beak are made from Gourd stems.



~ Continue pg. 12



The wood on this piece was found in my front yard, but we don't have any trees... I polished it up, then decided to land this bird on it.



One of my first pieces. I drew the design, carved it, drew another design, carved that, and so on. The end results remind me of an Aztec design.



These are my first wood burning pieces. We had just returned from Yellowstone, and I had to create these animals. I drew them, then looked at photos to highlight the details on their hide.



"Blue Whale" Rather than make it realistic, I decided to depict the whale swimming through the ocean.

ElGourdo's Rambling

The Big Hiatus

I've heard from many top artists that they took this time to take a hiatus from gourds and try other things. I, being one of them, did the same. I wrote a sci-fi western and made three, maybe four gourd pieces during the Covid Days. I know for a fact many of us wandered away from gourds, and missed the creativity and camaraderie shared with like-minded gourd souls. Yep, my hand is raised there too. So, the question that's on so many gourder's minds is, "what do you do to shake the Covid blues, and get our motivation back after a long period of hiding out?" I say, pick an event to go to or participate in, just do it!

Now I'm not saying a hiatus is a bad thing; sometimes it's needed. In fact, I'm pretty sure most of us will come roaring back. How do I know this? Well, because of something that happened recently in the center part of our great state. Yes-ir-ree! After a long struggle and multiple cancellations, the incredible Baskets and Gourds event finally happened!

By the time my group and I arrived on Friday afternoon, we were greeted by a bunch of excited and re-energized patch leaders who spent the morning planning CGS's future and the afternoon working a gourd project. They were so happy to be there. That evening, we broke up into groups and went dining and visiting. BrewBaker was our choice with home brew and good food. Then we followed it up with a wonderful evening at the Visalia Arts gallery with artists and gourders from one corner of the state to the other, even out of state. It was a great family reunion of the gourd world. Old friends reuniting, new friendships happening, with wall-to-wall smiles!

For the next couple of nights, I would go from one end of the hotel to the other and could hear excited laughter and chatter coming from the rooms. I looked in one room and there were nine ladies and one guy all laughing and enjoying their time together. *What a brave man*. Of course, his wife was chaperoning.

The classes were well attended and as I walked by some, I could easily see both students and the amazing instructors having a ball. The dinner, raffle and the incredible Bonnie Gibson, Keynote Speaker, topped off a perfect evening. By the end of Sunday everyone was reenergized, their thirst for gourding satiated!

So, I guess what I'm saying folks is it's biblical; you shake off the Covid Blues by attending an event or just participate in one, just do it. Because whenever two or more get together in the name of the gourd, good things can and will happen!

All of this was made possible because of a determined group of Baskets and Gourd lovers stuck it out through many hardships, including loss of worker bees, and made it possible for the rest of us.

Visalia, your efforts are so much appreciated and will surely be spread statewide by a bunch of happy reborn gourders eagerly rushing home to share it all. Let's keep that ball rolling folks. Thank you so much to Visalia's staff.

ElGourdo, AKA EG



~ Patch Happenings ~

Orange County Gourd Society Update *By: Debra Zimmerman*

Ocean Drum Class Produces award-winning creativity and soothing sounds.

Orange County Gourd Society artists have been busy drumming up ocean waves following an exciting class taught by fellow member Stacy Holtz. The ocean drum-making lesson spanned two months of patch meetings, starting with cleaning, cutting, and sanding our gourds. Sanding was critical as the drumhead must go on a completely level surface.



Over the next month, we worked on our own, decorating the outside of our drums. Then we worked in pairs to staple or lace the goat skin drumheads in place. In the end, we had 17 finished drums with realistic sounds and beautiful ocean-themed designs. Since then, we've had mini-in-services on using different materials to create texture on gourds, including eggshells, foam clay, and special alcohol dye techniques.

Sharing Art and Knowledge

The April conference in Visalia provided numerous ideas and inspiration for gourding, including gourd mosaic tiles on display. At the patch leaders meeting before the start of the conference, I loved the Ventura group's idea to make Zoom recordings of meetings to include people who can't attend. I hope to start doing that for our patch too. Sharing with others has helped me to learn so much about gourding. I enjoy learning the secrets of the trade from other artists. I recently discovered a great trick from Maggie Le Duc, who was preparing leather trim for her ocean drum. She had a thick piece of leather she wanted to thin so it was easier to apply to the curved edge of her ocean drum. She held the leather to a belt sander, quickly reducing the thickness and making the leather pliable.



Maggie Le Duc



Stacy Holtz also shared an idea for displaying how alcohol dyes will look on a gourd. She took a long gourd and divided it into sections. She applied alcohol dye directly on the gourd in one column and then applied alcohol dye over white paint in the next column. The dyes were separated into warm and cool color groups.

~ Continue pg. 15

Coming Up

Our patch is hosting Bonnie Gibson for three days of classes in late August, and in September, we'll hold a workshop on weaving on top of gourds. It's also county fair season, and many of our members will participate. We had 10/20 gourd entries in the Los Angeles County Fair and are happy to announce that Olive Moore won Best of Division for her ocean drum! We hope for even more entries in the upcoming Orange County Fair. The Southern California CGS Competition will be held virtually on Oct. 15, 2022. Watch your inbox for the guidelines!

Ventura County Gourd Artists Update

By Evy Eisele, VCGA President

Ventura County Gourd Artists have been getting back into the swing of things. Starting with their monthly newsletter and having dedicated monthly Featured Gourd Artist articles loaded with pictures and their amazing life stories. Additionally, they have demonstrations at each meeting, participate in outreach, 4H projects, and have a committee of 10 beginning to work on an educational display booth for the Ventura County Fair.

Three times a year, **Charlene Smith** presents the patch with a challenge; now known as Charlene's Challenge, with a prize for the winner. The most recent one was, a Stained-Glass Challenge. Here are some of the results.



Judy Einboden



Debora Curnett



Dom Vinolus



Evy Eisele



Colleen Kyffin-Lewis

"We've had demonstrations at each meeting."

**Evy Eisele, President
Ventura Patch**

~ Continue pg. 16

Beautiful Alcohol Ink bowl demonstrated by **Colleen Kyffin-Lewis**



Camille King taught a gourd mask class and is preparing two more classes to offer to her club!

Leni Field



Cathy Agnew



Evy Eisele showed how to make rolled paper beads for gourd embellishments.

~ Continue pg. 17

Calabash Club of Silicon Valley Update

By *Lisa Baurmeister*

Calabash gourd patch has also been ramping things up. It is exciting to meet up again, attend fairs, give demos, and make gourd art! Many Calabash members participated in the Baskets and Gourds event, and two members taught classes. Some members stayed until Monday and took a field trip to Cecile Garrison's farm to view her beautiful gardens and collection of manipulated gourds.

Four of our members participated in the Silicon Valley Open Studios event this past May. We garnered some excellent publicity for gourd art and gourds in general! People showed up just to learn about gourds.

We continue to offer projects and technique demos at our patch meetings which always help to inspire and encourage members.

Kennie Winter taught an African Doll Class.



Teacher, Kennie Winter



African Doll



Susan Nye

Lisa Baurmeister, Sugi Karuppiyah, Kennie Winter, and Smruthi Kurse participated in the Silicon Valley Open Studios in May. They sold their gourds and other artwork and handed out pamphlets to those who wish to know how to grow gourds along with an assortment of gourd seeds.



~ Continue pg. 18

After Visalia, a few of our members went on a fieldtrip to Cecile Garrison's house to see her gourd garden and manipulated gourd collection!



Cecile Garrison



Bernie Epolite and Marsha Vivanco

We'd love to report your patch happenings in the Golden Gourd! Share what's happening; ask your patch leaders to let us know what you and your gourd club have been up to. Take photos of your meeting and get-togethers and we will share it in the newsletter. You can send your info to your patch leader, Regional Directors Libbi Salvo, libbi_salvo@yahoo.com or Jody Dingivan, adollplace@hotmail.com or to me Lisa Baurmeister at: cgsnewslettereditor@gmail.com.

DON'T FORGET TO SHARE WITH US. WE LOVE HEARING FROM YOU!

CGS at the San Francisco Bay Area Flower and Garden Show

By Marilyn Phelps

A couple of years ago, just before the pandemic shut down, I received an email from Sherry Larson, the promoter of the San Francisco Bay Flower & Garden Show. Some of you who have been around in 2011 may recall CGS's participation in the Second Annual California State Flower, Food, and Garden Show. What a long name! Anyway, it was the same promoter, show, only in a different location and no food. Well, as it turned out, that show was postponed until April 2022. The promoter was so impressed with our society's popularity at the earlier show she wanted us back.

We were provided a large space, tables, and power to display, demonstrate, sell, and have make-n-take at no cost. CGS was supported by Folsom Gourd Artists, Amador Gourd Artists, Petaluma Gourd Artists, and Calabash Gourd Artists. Jody Dingivan, our Director of Northern Regional Groups, was there all four days keeping continuity going. I greatly appreciated VP Janice Horner's "get in there and do it" attitude. With Janice's lead, we greeted the visitors to our booth, sharing our knowledge about gourds. Many visitors had grown gourds in their yard or knew only about the ones you get at the grocery store around Thanksgiving. There was a lot of interest in how you could take a dirty one from the garden and create beautiful art. Kim Powell, with Amador Gourd Artists, had updated the "History of Gourds" information previously researched by Barbara Rippetoe for the State Fair. It is now on large cardboard trifolds that can be displayed on the back tables. The history also drew the passers-by.



Initially, there were only a few kids to enjoy the make-n-take. The weekend workers found a few more and had the moms and dads joining in too. I think sales were good because our booth was unique to the show. When the visitors got to us, they were happy to see and learn about something new. Most had no idea there was a California Gourd Society. I felt it was a successful venue to get the word out about us.



Thank you to Colleen Ballard, Mary Hufft, Janice Horner, Susan Gouig, Chris Crady, Patty Blesso, Georgette Maffei, Jody Dingivan, Alice, and John Caperton, Grape Rusch, Kim Powell, Diana Inslee, Leslie Pombo, Shayna Christie, Toni Linde, and Marianne Brooks!

A Summer Tutorial

“3D QuickWood Poppy Shard”

By Olive Moore

As demonstrated at the 2022 Patch

Supplies: Select a clean square gourd shard.

1. Poppy design to transfer onto your gourd.
2. Two inches of QuickWood.
3. Transparent Acrylic, “Leaf”, “Black” and “Nutmeg”.
4. Q-tips for blending.
5. Micro Brushes for applying paint
6. Nail Cuticle stick for molding QW.
7. Heat Gun.
8. (Optional) Dollar Store Shadow box frame, inside painted black with bottom lined in black felt make a nice backdrop for your shard.



First step: Transfer your design onto the gourd shard.



Sketch by Olive Moore

Second step: Label your petals, center stamin, and bud from 1 to 6. Layering from back to front, 1 being the first back petal to be made and 5 being the last petal and top layer. 6 being the Poppy Bud.



Painting Your Shard



Transparent Acrylic paints for leaves.

Using Transparent Acrylics, paint your leaves with “Leaf”, and your stems with “Nutmeg.” (see sample below)

Note: You can use any paint you choose for this step, standard acrylics, Ink dyes, etc. Just remember if you use Transparent Acrylics they must be heat set to dry.



Tip: Use a little formula 49 or an acrylic medium and a micro tipped brush to clean up your edges.



Finished leaves and stems.

Now QuikWood and Petals



~ Divide your 2-inch piece of QW into 4 equal parts. Use the first piece for petals #1 and #2, the second piece is for petal #3 and the #4 stamin, the third piece is for #5 top petal, and the fourth piece is for your bud, you have left over QW.

~ Cut the QW with an exac-to blade. Only mix/knead 1/8 at a time keeping the other QW wrapped until ready for the next petal. Blend the two parts of QW thoroughly until it becomes one color (follow QW instructions on worktime)

~ When working with QW hands can become sticky, you may want to use gloves or wash hands before moving onto next petal to avoid buildup on hands.



In numeric order, start with petal #1 working your way to #5 making sure to layer your petals.

TIPS

- ~ Lift some of the ends of your petals off the shard to create a 3D effect. Secure your petals by pushing the QW down in the center. This also gives you a nice cup to put the #4 center stamin into.
- ~ Mold #5 petal giving it rounded cup look for a more 3D effect.
- ~ Use your tools to help shape the petals and to add lines and texture to them.
- ~ If gluing your shard into a shadow box, you may want to raise it up by placing a cut banana gourd piece behind the shard. (See photo)



Painting Your Flower

- ~ Once your petals are dry, (see drying times on QW directions) you can begin to paint your petals.
- ~ We used none other than the color “Poppy” from the Transparent Acrylic set to paint our petals and “Black” for the center stamin.

TIPS

- ~ You can highlight your poppy by using a bit of yellow on the higher peaks of your petals and darken the lower valleys of the petals by mixing a drop of nutmeg into your poppy color.
- ~ You can color you background or leave it natural, it's up to you.
- ~ After heat setting your entire piece, us a UV varnish spray to seal it!



Hope you enjoyed this fun and easy project. Thank you for sharing, Olive.

Tips on where to purchase some of these materials.

- ~ Transparent Acrylics can be found on the Welburn Website.
- ~ Quick Wood can be purchased many ways, we got ours from the Blue Whale Arts' website.
- ~ For an inexpensive shadow box, try your local dollar store or use a Michael's coupon and get one from them.

MARK YOU CALENDARS GOURDERS!

**California Gourd Society
Northern California Virtual Gourd Competition
August 20, 2022
Hosted by the Amador Gourd Artists**



**BEFORE YOU KNOW IT,
AUGUST WILL BE HERE AND
WE WILL HAVE OUR FIRST
COMPETITION OF THE YEAR!
"It's a Virtual Competition."**

PLEASE NOTE SOME CATEGORY CHANGES:

**The Categories for Novice and Intermediate Division
are "Technique Based".**

**The Categories for the Advanced and Masters
Division are "Theme Based".**

~ Continue pg. 25

**California Gourd Society
Northern California Virtual Gourd Competition
August 20, 2022
Hosted by the Amador Gourd Artists**



How to Enter

- The competition is open to **ALL**.
- The entry fee per entry is \$6.00 for CGS members and \$10.00 for all others. One entry per entry form. **Make checks payable to CGS.**
- Mailed entries** will be accepted. See **DIRECTIONS FOR MAILED ENTRIES**.
- Mailed entries** must be received by **August 15th**.
- Entries may be submitted in person on **Friday August 19 from 10 to 4 pm. Judging will take place at 11350 American Legion Drive, Sutter Creek, CA. 95685**
- LATE ENTRIES WILL NOT BE JUDGED.**
- Judging will take place on Saturday, August 20 at noon. The display will not be open for viewing.
- Release and pick up of entries will be from 4-5 on Saturday. Mailed entries will be returned the week of August 22nd -26th.
- While every effort is made to provide security of items, the Amador Gourd Artist, the California Gourd Society and the American Legion **are not** responsible for damaged or lost items.
- The artist is responsible for placing his or her piece in the correct **category**.
Note: Please read category and division descriptions carefully. Design your art work for the category.

General Rules

1. Gourds must predominate. 50% of medium or technique to be used on the crafted gourd surface should exhibit the required medium or technique.
2. Gourds previously entered in a CGS competition are not permitted.
3. Craft/artwork for each entry must be the **original** work of person who is the entrant.
4. Only one entry per category is permitted.
5. Judges reserve the right to disqualify or reassign entries that do not meet category criteria.
6. **Copyright designs such as Disney characters or copies of other artist's work may not be used on entries unless written permission is granted by the artist or copyright holder. Copyright free designs may be used.**
7. All participants agree to allow photographs to be taken of displayed items.
8. Not all categories are included in each division.

Judging

The California Gourd Society will coordinate all judging. Judging will follow the American Gourd Society judging guidelines and use AGS trained judges. Scoring option C (Verbal Consensus) will be used. Points will be given for originality of design, workmanship/craftsmanship, neatness and quality, color/finish, balance/scale, and overall appearance.

Ribbons will be awarded for 1st, 2nd and 3rd place in each category at the judge's discretion. A category with only one entry does not necessarily guarantee a 1st place ribbon. Best of Division and Best of Show will be determined by all the judges. There will be no "People's Choice" ribbon as the competition will be virtual.

Any questions, please contact Competition Chair Sylvia Nelson at sylvianelson@citlink.net or phone 916-214-2437.

You will find all competition categories and more, on the Amador Gourd Artists website, <https://amadorgourdartists.com> and the CGS website <https://california-gourd-society.squarespace.com/northern-california-gourd-art-competitions>

~ Golden Gourd Editor's Take ~

Wow, half of 2022 is gone, and we are 3/4 into June of 2022. It has been a very busy year thus far. Very different from the last two years and much welcomed.

Like so many others, I was thrilled to be back in the saddle again, making gourd art, as well as teaching two classes at the recent Baskets and Gourds Conference. There is just something special about being around other gourders enjoying their smiles and in some cases helping with their frustrations, while they learn new techniques and make art.

We are privileged to be able to do what we do, attend conferences, and join with friends for dinner. Because as we've learned, it can be taken away in a heartbeat.



Me and one of my favorite peeps, Sylvia Nelson.

While putting this summer newsletter together, I can't help but smile as I read all the activities some of our patches are engaging in, and it's infectious! It started with the Visalia event, then the fairs and art shows and continuing with club fieldtrips, workshops, demos and CGS competitions.

There is always light at the end of a tunnel, even in the darkest of times, and we have hit our light. It is shining bright and putting smiles back on our faces.

Personally, I could not stop Cheesing (smiling) during my classes at Visalia. I was so genuinely happy to be there and to share and create with other gourders. My students were a hoot and kept me on my toes and for that, I thank them. They made my weekend.

As we move forward into the second half of 2022, let's kept the momentum going. Volunteer with your patch and help when you can. Seek out new venues to have a booth at to display and sell gourds. There are city and county fairs, art and wine festivals, open studio events, and more. These are great opportunities for patches to share our love of gourds and educate those who want to learn more.

And let's not forget; now that you've warmed up your skills after taking a few classes, you can apply that new knowledge by entering a gourd or two in a CGS Completion. We will have two this year. Our first one is in northern California on August 20th. (see page 26) and will be a virtual competition. Our second one will also be virtual and held in Southern California sometime in October (more details to follow). Please do your best to support these two events!

I want to leave you with some of the smiling faces I got to experience during my classes in Visalia. Be warned, they are infectious!

Patty Blesso



Aaron Bullock and me!



Penny

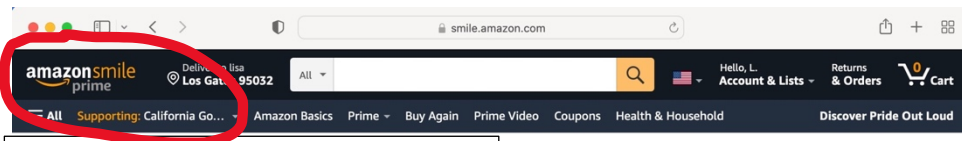
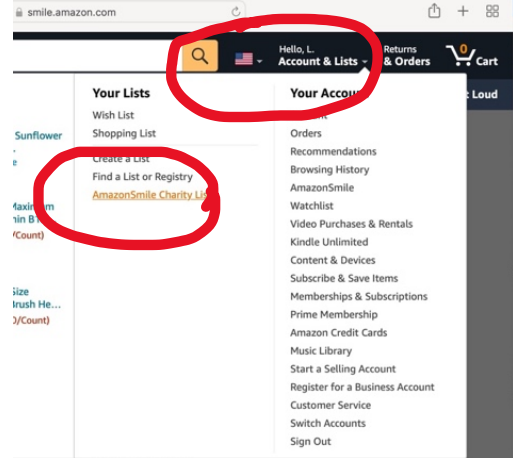


~ Here's a Way You Can Support CGS ~

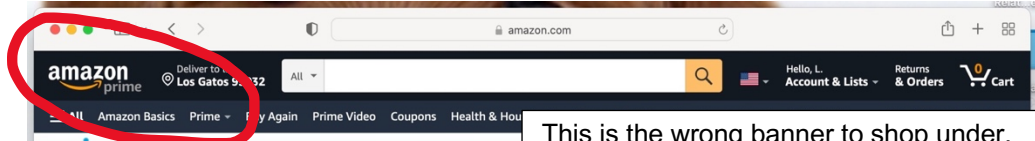
When you shop amazon, shop "smile.amazon.com"

If you shop on Amazon, there's no easier way to give back and support CGS than to shop AmazonSmile. The difference is, by starting your shopping on smile.amazon.com you can support the CGS. Amazon donates 0.5% of the price of your purchases to the charitable organization you chose to support!

How do you know you are on the right site, shopping using Amazon Smile? Look to the left corner of the tool bar and it should say amazon smile – supporting: California Gourd Society.



This is the right banner to shop under.



This is the wrong banner to shop under.



Blue Whale Arts

Gourd, Basket, Art Tools and Supplies



- Quikwood
- Gourd Lamp Beads from Turkey
- Washi Paper
- Gourd Cleaning Tools
- Adirondack Alcohol Ink
- Memories Dye Ink
- Apoxie Sculpt
- Wax Linen & Imitation Sinew
- Embossing Powder
- PVC Gourd Scribe
- Razertip, Proxxon, Microlux
- Drum Supplies
- Dried Botanicals/Naturals
- Bed Springs
- Clay Tools and Molds

- Pine Needles
- Basket supplies
- Stands and Bases
- Applicators and Brushes
- Gourd Lamps, and Lighting Supplies
- Suede-Tex Flocking
- Vinyl Masking & Car Decals
- Pine Needle Gauge Set



Gourd Scribe



Large Selection Washi Paper

Join our Facebook Live Sales!
Free How to Videos on our website

www.bluewhalearts.com
info@bluewhalearts.com 603-679-1961
Follow us on Facebook and our Join Facebook group Everything Gourds
https://www.youtube.com/c/Bluewhaleartsdotcom

"Best customer service EVER!" Kathy Kelley



Gourd Workshops

**Private classes for
1-4 friends
All skill levels,
everything included
Classes at your
convenience
by appointment.
\$35 per day, 10-3 pm
JoyceCampbellgourds
@gmail.com
El Dorado Hills near
Folsom Lake**

Silver State
ART

FESTIVAL

**Fuji Exhibit Hall,
Carson City, Nevada**

**3 Days of classes ♦ Free admission
♦ Make & Take ♦ Stunning artwork for sale**

Take a Class

September 9, 10 & 11

**Gourds, Fine Art
& Fine Crafts**

**Plan a weekend get-away
Just 45 minutes from Lake Tahoe!**

www.NevadaGourdSociety.org/2022-art-festival
Call: 817-917-7873 or 619-995-2475

