



The Newsletter of the California Chapter of the American Gourd Society

Our summer issue is usually a prelude to our competition season. But this year, we first need to acknowledge, and experience, the excitement of our CGS 2023 Blossom Gourd Retreat.

At the end of June, those who have signed up to attend the Retreat, will enjoy four days of communality with other gourders in Three Rivers. Spending time with like-minded people from all over California. Working on gourds, and exchanging information is the epidemic of **COMMUNALITY**, which, by definition, means:

~ A feeling or spirit of cooperation and belonging arising from common interests and goals.

For more information on the retreat, and how to ready yourself for the weekend, go to page four of this issue or check out the retreat page on the CGS website. There, you will find all you need to know to prepare for this biennial event.



In this issue:

Summer Intro	Cover
President's Message	pg. 2
2023 CGS Gourd Blossom Retreat	pg. 4
Your Board Members and Beyond	pg. 5
El Gourdo's Ramblings – On Safety First	pg. 6
Capital Woodcarvers and Gourd Show	pg. 8
Northern California Gourd Competition and Form	pg. 10
Patch Happenings	pg. 15
California Gourders are Awesome!	Pg. 22
2024 Fundraiser Update	pg. 23
Editor's Take	pg. 24
Advertising	pg. 26



President's Message



As some of you may be aware, our president, Marilyn Phelps, lost her husband of 42 years this past winter. In addition, our board member Debra Zimmerman also recently lost her husband. The loss of a loved one is one of the hardest things any of us will go through. Whether it be a spouse, family member, friend, or pet; loss is painful, personal, and handled by the living in many differing ways.

With the deepest sympathy and respect, we at CGS would like to take this time to express our heartfelt condolences to Marilyn and Debra with the hope that they are in a peaceful space, staying strong, and surrounded by friends and family that support them. And to all members who have experienced loss, we extend this message to you. You are loved and supported, through the Wi-Fi of space and time.

Sincerely,

The California Gourd Society



CGS ~ Mission Statement



To promote the horticulture, art, crafting, and appreciation of the hard-shelled gourds (*Lagenaria Siceraria*) by providing charitable and educational activities to members of the society, growers, artists, crafters, businesspeople, and the public through community support and education.

YOU DON'T HAVE TO WAIT FOR US TO COME KNOCKING. CONTACT US AND SHARE YOUR GOURD STORIES!

Do you have a gourd story to share or know of someone doing community work using gourds? Whether in the past or present, we would love to hear what you or your patch members have been up to and profile it in the Golden Gourd!

You don't have to be a writer to be profiled or submit something. Just contact your Regional Director, Patch Leader, or me. Tell us your story and we will be happy to help write it! Send your story outline and photos to either:

Southern Region
Libbi Salvo:
Libbi_salvo@yahoo.com

Golden Gourd Editor
Lisa Baurmeister:
cgsnewslettereditor@gmail.com

Northern Region
Jody Dingivan:
adollplace@hotmail.com

CGS Gourd Blossom Retreat 2023 is almost here!



Almost time to pack and decide which art supplies to bring!


And to assist you with your packing needs, the Gourd Blossom Committee has created lists, so you don't find yourselves in want of anything while enjoying your Retreat! You can find these lists on the CGS website under the Retreat drop-down at the top of the home page. All attending received an email with instructions and a password to log into the retreat page.

June 29 – July 2, 2023
St Antony's Retreat, Three Rivers, CA
43816 Sierra Drive, Three Rivers, CA 93271

Before long we will be relaxing in a peaceful atmospheric setting, getting inspired, sharing laughs and catching up with friends. Our work areas are large enough to seat all attendees in air-conditioning, with 2 people per table. There will be an area on the patio for the dirty work like sanding & drilling.

We have a full schedule of fun events which include:

- UFO, (Un-Finished Objects) Exchange.
- Guessing game with gourd-gous prizes.
- Trading Post Station.
- Gourd Artists Trading Shards.
- Silent Auction featuring whimsical center pieces.
- Two optional mini classes, "Tiger Lilies" by Lisa Baurmeister and "Beaded Chain" by Camille King.
- Optional Field Trip to Cecile Garrisons Farm, Sunday afternoon and a Monday afternoon meet and greet party with local brews and delightful wines and charcuterie boards.



It is sure to be an epic event, one which will offer fun and excitement. Again, for those who are confirmed to attend, please visit the "Gourd Blossom Retreat 2023 log in page" on the CGS WEB SITE for all the latest information and instructions. www.californiagourdsociety.com

For questions regarding the CGS Retreat, please contact. **Sherry Hunga-Moore**

2023 CGS Board of Directors and Beyond

CGS Board of Directors

President – Marilyn Phelps
Term 2023 – January 2025

Vice President – Janice Horner
Term 2022 – January 2024

Secretary – Peggy Blessing
Term 2022 – January 2024

Treasurer – Olive Moore
Term 2023 – January 2025

Ambassador at Large #1
– Debra Zimmerman
Term 2023 – January 2025

Ambassador at Large #2
– Susan Gouig
Term 2022 – January 2024

Director of Northern Regional Groups – Jody Dingivan
Term 2022 – January 2024

Director of Southern Regional Groups – Libbi Salvo
Term 2023 – January 2025

Director of Membership
– Debbie Zimmermann
Term 2022 – January 2024

Beyond the Board

CGS Positions and Committee Chairs

Webmaster - Mary Bliss

Editor, Golden Gourd Newsletter
- Lisa Baurmeister


Projects Coordinator
- Sherry Hunga-Moore

Competition Coordinators
– Debra Zimmerman, SOCAL
and Mary Hufft and Colleen Ballard, NORCAL

CGS Insurance Contact
- Peggy Blessing

Judging Liaison with American Gourd Society (AGS)
- Sylvia Nelson

YouTube Channel Coordinator
- Debra Zimmerman



ElGourdo's Rambling

Greetings once again to my wonderful gourd family. This is my 18th article on Ramblings, and so far, I've kept these writings in a rambling mode. It might be time for me to change gears; I will get into that soon. But before I go any further, it's time to end my anonymity charade and give you some of my bonafide. While anonymity can be good, for example, you can say things, and nobody knows who to blame. :) But eventually...a big yawn.

First, I am a male octogenarian living in Northern California with my amazing wife of 47 years. My first gourd encounter was at a Folsom event in the mid-1990s. My wife and I bought a Jim Widess book and two gunny sacks of gourds. I was excited about this new adventure but had also started a second career at the time. Those gourds were buried in my basement until 2010 when my wonderful wife, Sharolyn discovered the Amador patch, and we got started.

I was a Fire Captain with CDF, now Cal Fire, for 32 years. One of my primary functions was as a safety officer on major incidents, and safety was a primary concern in my profession. Do you know what Gourd Artists, Firefighters, and all other humanoids on this planet have in common? We all have bodies that perform similarly and are subject to many setbacks. For instance, Firefighters and Gourd Artists work with various tools, some of which can harm us if not used properly. We are also subject to effects from smoke, dust, and various other byproducts. The list is huge, but I'm sure you get the gist. And none of us are bulletproof or invulnerable.

Gourds, specifically, are as different as people; no two are alike. You may get poison oak, but others do not; I don't. You may love shellfish, but I'm deathly allergic to it. We are all different, and our bodies handle things differently. In my last article, I talked about the great contagious epidemic spreading in our gourd world, excitement, sharing, and everything that keeps our gourd world spinning and growing. I wouldn't trade one minute of it, and I look forward to all the fun it brings. However, with my excitement comes a concern that we all should note; with this new energy and artists diving back into their gourd art. We need a reminder of the rules of engagement, and I am one of them. I find myself forgetting some basic safety rules.

We all have heard stories of how gourd smoke, dust, and using specific tools can harm our health. I have several gourd friends who have suffered side effects from using gourds. I've met people who have given up gourd art because they are allergic to them. We've all heard of these people and may have experienced downtime after working on gourds ourselves.

The bright side is that we all have safety gear available to alleviate these potential problems. But only if we use them! When I was young, I would carry all my schoolbooks home daily but rarely open them. My grades reflected my nonuse, as our health can reflect our use or nonuse of our safety items and practices such as proper masks, eye protection, burning in a well-ventilated area, and cutting away from one's hands instead of towards them, and much more.

Safety is very important to me, and I love all my gourd friends and worry about their/our health. With that in mind, you can expect a little safety blip in each of my forthcoming articles.

~ Continue pg. 7

I hope to see you all at the Gourd Blossom Retreat and, of course, wearing your appropriate safety gear. This message has been approved by me.

*Aaron Bullock, AKA
El Gourdo*



P.S. Safety is just a click. However, always do your homework and find out what's right for you. Here is just a sample of what's out there to assist in your "safe" creative endeavors!



Home Depot



8511 | N95 | Multi-Purpose



Amazon

Respirator Reusable Half Face
Cover Gas Mask with Safety
Glasses, Filters for Painting,
chemical, Organic Vapor, ...
★★★★☆ ~ 1,531



GVS Elipse Dust Half Mask
Respirator with replaceable and
reusable filters included

~ Capital Woodcarvers and Gourd Show ~

By Janice Horner

This show was a huge success. There was a competition, demonstrations and sellers participating. For the competition we had twenty-nine entries, two more than last year.

Heather Hopman from Amador won “Best in Show” for her painted gourd which was a variety of frog species. Three “People’s Choice” awards were given out. The first was to Bill Wilson (Folsom) for his carving piece, then Heather Hopman (from Amador) for her painted gourd and finally Barbara Banholzer (Folsom) for her Cat.

A special thank you to our Judges: Mary Hufft, Colleen Ballard, Sylvia Nelson, Barbara Cody, Susan De Guara, Barbara Cody, Pam Argo and Carol Des Voignes.

We had five tables of Gourds for sale by our artists and four tables of cleaned Gourds for sale.

For raffle items, Folsom Gourd Artists donated a basket of gourds with a book on Gourds and a AGS magazine. We also had a “Zentangled” gourd donated by Janice Horner and at least ten donations of gourd art for the silent auction.

Demonstrations were given by:

Mary Hufft: She showed how to spiral a banana gourd using a saw and hot water, then stretched with a dowel to make a spinner. A couple of guests tried their hand at this.

Chris Crady: She showed how to apply eggshells to gourds. This was another hit with the crowd.

Janice Horner: She demonstrated burning using “Stick and Burn” for those who can’t draw, and guests tried their hand at this.

Janice also cut open a dirty gourd and explained how we use the seeds to plant and white filament to make paper. She had help from “Leila”, a 5-year-old, who wanted to assist and even wanted to wear gloves.

(See the picture)



~ Continue pg. 9

Jim Russell, our newest member, showed wood chipping on a large log as he is also a member of Capital Woodcarvers.

Finally, our President, Marilyn Phelps, helped to keep us all nourished while assisting with the hot dog lunches. A special thank you to Marilyn.

Participation from the crowd was great. All sellers went home with cash in their pockets. The artwork was awesome, and we want to congratulate all the 1st, 2nd and third place winners in all levels. Your participation was very much appreciated.



Great Job



**~ It's Time to Start Thinking About Our
First Competition of 2023 ~**

**California Gourd Society
Northern California Gourd Competition 2023
Hosted by the Folsom Gourd Artists
www.folsomgourdartists.com/fine-art-festival-2023**



How to Enter

- The competition is open to **ALL**.
- The entry fee per entry is \$6.00 for CGS members and \$10.00 for all others. One entry per entry form. **Make checks payable to CGS.**
- Mailed entries** will be accepted. See **DIRECTIONS FOR MAILED ENTRIES.**
- Mailed entries** must be received by **September 27, 2023**
- Entries may be submitted in person on **Friday October 6 from 10am to 4 pm. Judging will take place at Robert H Miller III Rotary Club in Lew Howard Park. 7150 Baldwin Dam Road Folsom CA 95630**
- LATE ENTRIES WILL NOT BE JUDGED.**
- Judging will take place on Friday, October 6th between 4-6 pm.
- Release and pick up of entries will be from 4-5pm on Sunday. Mailed entries will be sent back the week of October 16th-20th.
- While every effort is made to provide security of items, the Folsom Gourd Artists, the California Gourd Society, and the Robert H Miller III Rotary Club **are not** responsible for damaged or lost items.
- The artist is responsible for placing his or her piece in the correct **category**.

Note: Please read category and division descriptions carefully. Design your artwork for the category.

General Rules

1. Gourds must predominate. 50% of medium or technique to be used on the crafted gourd surface should exhibit the required medium or technique.
2. Gourds previously entered in a CGS competition are not permitted.
3. Craft/artwork for each entry must be the **original** work of person who is the entrant.
4. **Only one entry per category is permitted.**
5. Judges reserve the right to disqualify or reassign entries that do not meet category criteria.
6. **Copyright designs such as Disney characters or copies of other artist's work may not be used on entries unless written permission is granted by the artist or copyright holder. Copyright free designs may be used.**
7. All participants agree to allow photographs to be taken of displayed items. Not all categories are included in each division.

Judging

The California Gourd Society will coordinate all judging. Judging will follow the American Gourd Society judging guidelines and use AGS trained judges. Scoring option C (Verbal Consensus) will be used. Points will be given for originality of design, workmanship/craftsmanship, neatness and quality, color/finish, balance/scale, and overall appearance.

~ Continue pg. 11

Ribbons will be awarded for 1st, 2nd and 3rd place in each category at the judge's discretion. A category with only one entry does not necessarily guarantee a 1st place ribbon. Best of Division and Best of Show will be determined by all the judges. The "People's Choice" ribbon will be decided by show visitors.

Any questions, please contact either of the Competition Co-chairs:
 Colleen Ballard, ballardkb3@gmail.com , 916-817-0341 or
 Mary Hufft, hufftmary@comcast.net , 916-770-6236.

Divisions:

Novice Division – The Novice Division is for those who are relatively new to the art form and have been working with gourds for three years or less. The entrant should have no extensive experience or expertise in any art form that has been used on an entry gourd, such as painting, carving, pyrography, etc. Thus, an entrant who has won a major award in any juried art show should move into the Intermediate Division. Once you win a blue ribbon in this Division you should move up to the next Division.

Intermediate Division – The Intermediate Division is for those artists who understand and use basic techniques. Entrants should not have won a major award in a gourd show or a juried art show. They may have sold gourds but have not taught a gourd class for a fee. Once you win a Best of Division or Best of Show in this Division you should move up to the next Division.

Advanced Division – The Advanced Division is for artists who have progressed to a more complicated level of work and have a good grasp of multiple techniques and finishing skills. They are creating more distinctive, original work and are ready to compete with a wider range of competitors. They may have taught a gourd class for a fee.

Masters Division – The Master Division is for the artist whose work shows excellent use of all techniques and finishing skills. The work is of original design and not from a class (unless they have taught the class). Their work may have shown in galleries, won top awards in art/gourd competitions, and have reached the level of fine art.

2022 Division Winners



**Masters,
Joyce Campbell**

Advanced - Iris Gach

**Intermediate,
Marilyn Taylor**

Novice – Rosalie Sterns

~ Continue pg. 12

PLEASE NOTE:

**The Categories for Novice and Intermediate Division are “Technique Based.”
The Categories for the Advanced and Masters Division are “Theme Based.”**

CATEGORIES FOR NOVICE AND INTERMEDIATE GOURD ARTIST (Technique Based)

1. **Pyrography** - Burning a design (line or shading) on a gourd with the use of an electric wood-burning tool. Gourds that display fracking will not be accepted for this show because of safety reasons.
2. **Carving/ Fretwork/Filigree** - The removal of a portion of the outer surface of the gourd, exposing the undersurface to create a design or texture in relief and/or a decorative design (of holes and other shapes) cut through the shell of the gourd.
3. **Painted/ Coloring Techniques** - Any coloring technique, using stains, dyes, inks, oil pastel pencils, crayons, colored pencils, felt tip pens, acrylic paints, oil paints, watercolors, etc.
Weaving/Coiled – A gourd woven or coiled using any natural, man-made or artificial fiber. Any technique allowed. You must be able to see part of the gourd. Any finish allowed. The fiber art technique must predominate.
4. **Mixed Media** – For Novice and Intermediate Division this category must include 2 or more techniques. Any type of finish or embellishments are allowed. For the Advanced or Master Division 3 or more techniques must be used.
5. **Anything Goes** – Delight us with your best!

CATEGORIES FOR ADVANCED AND MASTER GOURD ARTIST (Theme Based)

We have no specific category, just theme based. Using any technique and/or medium, WOW the judges with gourds featuring the stated theme. All medium(s) and any technique(s) are allowed for any category. Also, any combination of mediums or techniques may be used.

1. **Whimsical** – Create a whimsical piece. You are only limited by your imagination.
2. **Contemporary**– Create a work reflecting artistic work/ideas influenced by modern art.
3. **California Impressions**-Create work that best represents your impressions of California.
4. **Faux Look**-Create a look unique to specific style of medium. Examples of faux looks are leather, stonework, patina, gold leafing, antiquing, ivory, crackle, beadwork, etc.

~ Continue pg. 13

**DIRECTIONS FOR MAILED ENTRIES
NORCAL Gourd Competition**



**Entries must be received by
Wednesday, September 27th
Please mail to either one:**



Mary Hufft
10048 Elgin River Ct.
Rancho Cordova 95670
Phone: 916 770-6236
Email: hufftmary@comcast.net

Colleen Ballard
5427 Plantain Circle
Orangevale 95662
Phone: 916 817-0341
Email: Ballardkb3@gmail.com

VERY IMPORTANT

**MAILED ENTRIES THAT DO NOT FOLLOW THE FOLLOWING GUIDELINES
WILL NOT BE ENTERED IN THE COMPETITION. HOW TO PACKAGE YOUR
MAILED ENTRY**

For NorCal Gourd Art Competition 2023

Mailed entries must be placed inside a box self-addressed to yourself with return postage affixed to the returning box (not cash, not loose stamps, not money order for stamps). Please package your gourd with enough packing protection to insure safe return. Place the box to be returned to you inside the box addressed to the address above. Only one entry per box. You must complete an entry form with all areas of the entry form filled in, along with a check for the dollar amount to cover each entry. If you have more than one entry you may submit a check for all entries in Box 1 (please label it Box 1). Entry forms should go in the box with their entry.



~ Continue pg. 14

**ENTRY FORM for the CALIFORNIA GOURD SOCIETY
NORTHERN CALIFORNIA GOURD ART COMPETITION 2023**

One form per entry, please print.

TAG # _____ If mailing early Tag # will be supplied when application is received.

Name _____

Mailing address: _____

City: _____

State: ____ Zip code: _____

Phone: (____) _____

Email: _____

C.G.S. Primary Patch Affiliation: _____

Division:

Novice _____

Intermediate _____

Advanced _____

Master _____

Grand Master _____

Category: (see list) Number _____ Title _____

Describe materials and techniques used:

- I affirm this is my own original work.***
- I have read the competition rules and agree to abide by them.*
- CGS has my permission to photograph my entry to use on website/CD of entries.*

Is this gourd for sale? YES _____ NO _____

Signature: _____

FEE enclosed: Member \$6.00 per entry.

FEE enclosed: **Non-Member \$10.00 per entry.**

Cash or check payable to CGS You can send in your entry forms early to either:

Mary Hufft
10048 Elgin River Ct.
Rancho Cordova, CA 95670
hufftmary@comcast.net

Collen Ballard
5427 Plantain Circle
Orangevale, CA 95662
ballardkb3@gmail.com

~ Patch Happenings ~

≡ Let's ≡
START



with the

East Bay Gourd Patch

Written by Sarah Phelan

Good Gourd!

It's a sunny August afternoon in a residential backyard in Berkeley, and the air is filled with the tinkle of laughter and conversation, interspersed with loud bursts of drilling on gourds. That's because this is no ordinary backyard gathering. Instead, this is an outdoor playdate of the East Bay Gourd Patch, a group of artists that used to meet once a month at a punk rock club in West Berkeley before the Covid-19 pandemic closed everything. The Patch continued to meet by Zoom for the next year, an experience they found fun but somewhat limiting. So, once pandemic restrictions eased, they began having playdates in Berkeley to undertake group gourd projects. Only now, the venue had shifted from punk rock club to the backyard of Zan Turner, a patch member who happens to be a retired building inspector with an impressive collection of power strips, extension cords, and drill bits--exactly the materials needed to reunite the Patch while making progress on group projects,

And this year's project involves making luminaries for inclusion in an annual night show. The idea is to make luminaries to illuminate a section of the Autumn Lights Festival, which takes place in Oakland each fall and raises funds for the Gardens at Lake Merritt, a 7-acre garden oasis nestled in Lakeside Park.

As it happens, master gourd artist Jim Widess, who is a founding member of the East Bay Gourd Patch, became involved with Autumn Lights in 2011 when he took part in a workshop that made two dozen gourd luminaries for inclusion in the festival's inaugural show.

The following year, East Bay Gourd Patch member Sarah Phelan Abusaba volunteered to install this original set of luminaries at the next Autumn Light festival. The experience was addictive—and soon taught her the limits of illumination luminaries in a large outdoor space using only tea lights. So, in 2018, when Sarah made a new set of luminaries to add to the festival's collection, her husband Khalil helped illuminate them with 12-volt LED lighting sets. This equipment upgrade made the display pop, and the results were electrifying. People flocked to the luminaries, declaring themselves in love with gourds (as one does) and sharing anecdotes from childhoods in which gourds featured heavily as water containers their father took to the field, urns their mother used to store milk, and cages where their grandpa stored crickets.

~ Continue pg. 16

Today's playdate represents the fifth year the East Bay Gourd Patch has been represented at Autumn Lights. So, while the mood is upbeat and joyful, there's also a sense of urgency as members aim to complete their best luminary possible. The gourd's size, shape, and design are considerations: luminaries work well when patterned with designs such as flowers and stars that are easily recognizable at night. The gourds also need to be strong; last year, 3,000 ticket holders visited the show each night, and though no one roughed up the luminaries, many folks could not help reaching out and touching them.

And suddenly, it will be Fall 2023, and the East Bay Gourd Patch will be at it again, turning gourds into enchanting luminaries for a good cause and having fun. It's enough to make anyone say, Good Gourd!

The following East Bay Gourd Patch artists contributed to the 2022 Autumn Lights Festival: Sarah Phelan Abusaba, Michele Brown, Judie Burge, Cookie Cala, Jodi Dingivan, Pam Hammermann, Chris Johnson, Khati Pocha, Zan Turner, and Jim Widess.

Sarah Phelan and Zan Taylor



Orange County Gourd Society at the LA County Fair.

By Olive Moore and Debra Zimmerman

Orange County Gourd Society has been scoring in competitions! This year started with Pam Watson won **Best of Show** at Wuerz with her Rhinoceros Sculpture. You can hear all about her process in the You Tube Video of the CGS Competition 2022.


https://youtu.be/QaEPg7B_DoU



We had 11 entries in the Los Angeles Fair. Two of our new members took the challenge to enter and did well. Erwin Bragg won a First Place and Best of Division with a tiled and embossed bowl. Jamie Everett got a First Place for her rain stick and Second Place for a doll. Jack Thorp took a First Place and Judge's award for his filigree on a stand and Second Place for his painted piece. His filigree piece was very delicate, and we are glad to see it was displayed without incidence. Olive Moore took two First Place ribbons with her beautiful Giraffe and Orchid pieces. Debra Zimmerman had three First Places and two Second Places with her entries. Many of the projects came from classes taught in our meetings.

We are in the process of entering pieces in the Orange County Fair so we are hoping to come back with even more ribbons. In addition, we have had several patch classes and demonstrations. We had a great mini workshop on Batik technique using Masking Fluid by Stacy Holtz and Karen Ederer. We also had a demonstration by Olive Moore on green cleaning and gourd planting and seed germination. Our last workshop was an interesting gourd necklace that Robin Erickson created.

In the coming months we have several classes scheduled with outside teachers, and we welcome anyone who wants to attend.



Robin Erickson
Workshop

~ Continue pg. 18



EXCELLENT



~ Continue pg. 19

And don't forget, the Southern California CGS Competition will be on October 21, 2023. So, make sure to



~ Continue pg. 20

Ventura County Gourd Artists

By Evy Eisele, VCGA President

VCGA was invited by the Ventura Botanical Gardens to participate in their first Plant Society/Club Promotion Day event held on April 8th, 2023. Many different plant clubs and societies from around the area were invited to promote themselves, recruit members, and provide information to the public. This was a free admission day to the gardens and a fun, exciting opportunity to meet new people, learn about plants and enjoy the botanical gardens. Due to all the recent rains the gardens were in super bloom and picturesque.

Evy, you and your patch are great gourd ambassadors, thanks for all your hard work!



Ventura Botanical GARDENS



**Plant Society/Club
Promotion Day
April 8, 2023**



~ Continue pg. 21

Folsom Gourd Artists

Submitted by: Janice Horner

The Folsom Gourd Artists were invited to do a Gourd Art presentation for the Folsom Garden Club this past March.

Carol Des Voignes:

Carol researched the history of Gourds, and that they traveled to the United States from China, crossing over into Alaska, and that gourds from Africa floated across the Atlantic Ocean. She showed Gourds she purchased from various countries, such as Cuba, Africa, Costa Rica, Mexico, Peru, and Turkey. These included musical instruments and a thunder gourd. (The guests liked that). All these countries have a history of gourds as being utilitarian, such as bowls, cups, water containers, spoons, musical instruments, masks, or decorative items for tabletops and wall hangings.

Mary Hufft:

Mary made a PowerPoint presentation on growing gourds, including the soil, sunshine, water, space, soil preparation, and when to plant them. She also discussed pollination. Different styled trellises were shown, and a warning not to grow them near a swing set. Her power point showed pictures of the plants and the flowers. She had samples of different gourds: a moldy gourd, a cleaned gourd, and one opened to reveal the inside of a gourd.

Both Mary and Carol are members of the Garden Club.

Janice Horner:

Janice displayed the types of tools used in cleaning gourds and making them into a piece of art. She discussed that you could start with a \$20 wood burner, a "Dremel" with a flex cord and that this would be an inexpensive way to start. Then she discussed the power tools, i.e., "Gourd Master," "RazerTip," Saws, and the sanding tools that most of us use. While discussing tools, Janice shows a burned, carved, painted, and filigreed gourd to the audience and a gourd made from shards and turned into an animal.

Many guests came to look and ask questions during the break, while some purchased our gourds. We donated two baskets of gourds and some books for their raffle. Folsom Gourd Artists secured two new members from this presentation.

We received very positive reviews on our presentation, and one past President said it was their best presentation. The three of us are taking this show "on the road."



**Mary, Carol, and Janice.
You three rock!!!**



EXCELLENT!



The California Gourd Society would like to take this time to say a **BIG THANK YOU!** To all patches and their members who go out into their community to talk gourds, give demonstrations, teach, display, and share your passion for our artform! You are **AWESOME!**

DON'T FORGET TO SHARE WHAT YOU'VE BEEN DOING WITH US. WE LOVE HEARING FROM YOU!

You can send your info to your patch leader, Regional Directors Libbi Salvo, libbi_salvo@yahoo.com , Jody Dingivan, adolplace@hotmail.com or direct to me, Lisa Baurmeister: cgsnewslettereditor@gmail.com.

California Gourd Society 2024 Fundraiser "Wall Art"



Art work with creative designs incorporating gourd, shards & shapes that can be hung on the wall.

Projects will be raffled at the

"Gourds and Baskets Containers of our Culture"

Visalia, California Saturday April 27, 2024

Proceeds benefit the statewide educational outreach of CGS and its members.

Project criteria/guidelines for Regional Groups. (Patches)

1. Finished project should be quality construction and last for several years.
2. Each Patch is encouraged to make one or more gourd projects.
3. Size/Dimension limitations; **NO larger than 24" X 30" (Flip Chart size)**
4. Projects are due *on or prior* to start of event in Visalia, Friday 26, 2024.
5. Attach tag with name of patch.



Mail or deliver to:

***Jody Dingivan** 12140 Steffs Ct. San Martin, CA 95046 {Northern members}

***Libbi Salvo** 2927 Sunset Hills, Escondido, CA 92028 {Southern members}

Each ticket bought from CGS costs the Patch 50 cents and then re-sells them for \$1.

The Patch keeps proceeds from their own ticket sales, which should help fund your leader's expenses while attending required CGS functions.

Inspirations can be found at:

Pinterest.com or Thrift stores, repurposed found treasures



ALL INSPIRATIONS/IDEAS ARE FROM THE PINTEREST WEBSITE.

~ *Golden Gourd Editor's Take* ~

Creativity and motivation: *From your mind's eye to paper, to gourd!*

I've been sketching for most of my life and still do on a weekly basis, if not daily. It is amazing what you can accomplish when putting a pencil to paper. And its these sketches that have inspired some of my favorite gourd pieces.



From time to time, I will take out my sketch books or look through my 19 years of photos on my MacBook, yes, I said 19 years. This practice helps to excite my creativity, which then motivates me and inspires a new gourd piece.

Inspiration can come to us in many different forms and ways. Such as a hike through your favorite park or mountains or a trip to the zoo or museum. Or maybe it's planting in the garden or the demo that was given at your last club meeting. And let's not forget newsletters, Pinterest and the AGS Magazine. Inspiration is all around us and the best most immediate way to capture it is to put pencil to paper if you like to sketch or bust out that camera and snap away. I have both, an electronic library of photos and a physical library of sketchbooks and one-off sketches. The trick is to find what works for you and practice doing it. I don't know about you, but sometimes I'll forget what's in my sketchbooks and what photos I've taken, and I'm surprised at what I find. It's like, wow, that's cool, I think that will look great on a gourd. Then I am off, creatively inspired, and motivated! (See some examples on the next page.)

Right now, we are lucky; due to the unusual amount of rain we received this past winter we have an abundance of inspiring wildflowers to capture and excite our creativity. The hillsides in the Santa Cruz Mountains are filled with wildflowers and native plants which can be a great inspiration for artists!

Can't get out to nature? No problem, here are other tips to help motivate your creative side!

- Watching videos on YouTube.
- Walking in your back yard.
- Photograph everything and anything that catches your eye. You can always edit and delete photos later.
- AGS Magazine, with newsletter.
- Sign up for other artists newsletters or instagram.
- We can even be inspired by our own previous work!

We hope that your gardens are flourishing as well as nature, and that your gourds are getting big and being spoiled by you! When you get a chance, please take a minute to snap some photos of your gardens and gourds share them with us.


cgsnewslettereditor@gmail.com. We would love to see your gourd garden in all its glory.

On the next page are some examples of my photos and sketches that have inspired my work. I hope that they inspire you as well!

Cheers, Lisa Baurmeister Editor, Golden Gourd.

~ Continue pg. 25

From garden to gourds.



From photos to gourd.



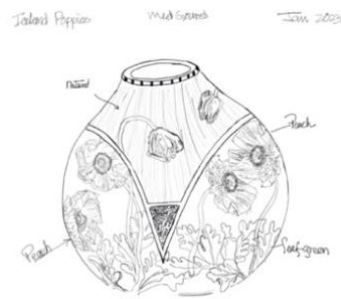
From my sketchbook to this BOS gourd. 2016



From multiple sketches, to end gourd piece, BOS 2017, to installed in collector's home.



From backyard photo, too sketched concept, for a gourd I am currently working on.



All concepts, sketches, and photographs are that of the artist's and cannot be used without the expressed permission from, Lisa Baumeister. Thank you!



Your One-Stop Shop for Thick-Shelled Gourds, Gourd Colors and Finishes, Tools and Supplies!

www.WelburnGourdFarm.com

For all of your gourd crafting needs, Welburn Gourd Farm has you covered! Come to the Farm or visit our web site for quality, organic gourds, tools, supplies, FREE video tutorials, instant-access digital patterns, gourd classes, and more.



Growing Nearly 200,000 Gourds Per Year!



Co-Founder Doug Welburn in 1996.

"Greetings! I have to say that of all the gourds I've EVER purchased, Welburn Farm gourds are THE nicest, thickest, smoothest, most symmetrical... and did I mention THICKEST? Super gourds!"- **Cynthia, Picture Rocks Art**

Known for their **thick shells** and beautiful, natural markings, the Welburn Gourd is the gourd of choice for those who want quality above all else.



All gourds are shipped clean and ready to craft.

For the lowest prices and best selection, visit our farm (address below). Can't make it to the Farm? Shop our large selection of pre-boxed gourds available online!

40635 De Luz Road, Fallbrook, CA 92028. Wed-Sat, 10am-3pm PST
 Call 760-728-4271 or visit www.WelburnGourdFarm.com

Follow on Facebook
 Follow us on Pinterest



Gourd Workshops
Private classes for
1-4 friends
All skill levels,
supplies included,
gourds available.
Classes at your
convenience any day
by appointment.
\$35 per day, 11-3 pm
JoyceCampbellgourds
@gmail.com




ARIZONA GOURDS
GOURD CRAFTING TOOLS

Tools and Embellishments for Gourd and Wood Crafting

Horse Hair, InLace, Tools, Ink Dyes and more!

www.arizonagourds.com 319 855-9665



Lisa Baurmeister Fine Art Gourds



You can also
find me at
[Etsy.com/shop/
lbfineartgourds](https://www.etsy.com/shop/lbfineartgourds)

lisabaurmeister@gmail.com

Commissions Accepted!

408-656-7124