

THE GOLDEN GOURD

THE NEWSLETTER OF THE CALIFORNIA CHAPTER OF THE AMERICAN GOURD SOCIETY

Volume 8, Issue 3


Fall 2006

Are you ready for the challenge?

Inside this issue:

| | |
|---|--------|
| Second Annual Iron Gourd Art Competition * Award Winning Gourds | 1 |
| President's Message * Mission Statement * Golden Gourd Staff | 2 |
| Second Annual Iron Gourd Art Competition continued * | 3 |
| The Lowly Gourd: Origin of Human Culture and Teacher of the Human Race by Deborah Easley | |
| The Lowly Gourd continued * | 4 |
| Award Winning Gourds continued * Announcements | 5 |
| Regional Roundup | 6 - 8 |
| Gourd Classes | 9, 10 |
| Classified Ads | 11 |
| Containers Everywhere By Darlene Propp | 12, 13 |
| Classified Ads | 14 |
| The Lowly Gourd continued * Containers Everywhere continued * Membership Application * CGS Board of Directors | 15 |
| On-line Gourd Information * Living the California Gourd Life * | 16 |

Second Annual



This years C.G.S. Iron Gourd Art Competition coincides with the 5th Annual Gourd and Pumpkin Festival at Welburn Gourd Farm, Fallbrook, CA and will take place at the festival grounds. *Admission and parking are FREE.*

At 9 a.m. on Saturday morning participants will select a gourd from the pile generously donated by Welburn Gourd Farms and begin the creation of a piece of gourd art. Artists may use more than one gourd if desired but the finished art work must be a single unified piece. Work will cease at 3 p.m. so that judging can take place.

The **grand prize of \$500** will go to the artist of the creation whose work most closely fits the judging criteria.

Here are the criteria: Impact on the viewer 35%, Composition- Arrangement of elements 35%, Technical

(Continued on page 3)

Award Winning Gourds from the 10th Annual Gourd Art Competition

Each year in June gourders from around the world make their way to the Welburn Gourd Farm for the Annual International Gourd Art Festival and the CGS Gourd Art Competition and Exhibit. This past June was no exception! Enjoy some of the Award Winning Entries!



Above: Artist Peggy Blessing—Third Place Ribbon—Advanced Category #2, weaving or coiling with man-made fiber. Photo by Ray Cogswell



Right: Artist Mary Segretto—Second Place Ribbon—Masters Division—Best of Show Ribbon—Judges Award Ribbon. Photo by Russ Conley

(Continued on page 5)

PRESIDENT'S MESSAGE

Greetings Gourders,

I hope that like me you have had a gourd-filled summer. The Welburn International Gourd Festival and the CGS gourd art competition in June was as exciting as ever. Many new and returning competitors brought their amazing gourd art to the competition. Congratulations to all who entered their work.

Our CGS activities at the festival wouldn't have happened without the outstanding help of our volunteers. Special thanks go to Larry McClelland and Carol Rookstool for coordinating the art competition, to Peggy Blessing for coordinating CGS volunteers and to Susan Sullivan and Curtis Hayes for coordinating the gourd crafting corral.

Summer is an exciting time in the gourd garden. I waited impatiently for my long-handled dippers to get to the top of the arbor so I could start tying knots in the necks of some of the baby gourds. I hope you were also inspired by the article by Betty Finch in the spring Golden Gourd and have tried manipulating some of your growing gourds. We'll be looking forward to seeing some of your results in the 2007 gourd art competition!

I capped off the summer with a very interesting trip to China. On this trip we were able to learn about three of the twenty-six minority groups with special emphasis on the Dai nationality and their skills in making and playing the hulu si or gourd flute. We were also privileged to visit gourd artist Yueba Zheng at his home and studio in Qu wo. I'll be telling you more about this trip in the future.

We're now gearing up or finishing some major fall events. September 23rd and 24th we were at the Folsom Gourd and Arts Festival. Our second big fall event is the 2nd Annual Iron Gourd Art Competition which will be held at Welburn Gourd Farm during their Gourd and Pumpkin Festival on Saturday October 7th. You can read all about it in this issue of the Golden Gourd. We need volunteers to work in the CGS booth giving out information and taking CGS memberships during the festival. This is a great opportunity to meet the public and share your enthusiasm for gourds. If you can help please contact me at prezwalker@hotmail.com.

I hope you'll be inspired to participate. It promises to be lots of fun for both competitors and visitors. See you there!
Jill Walker

MISSION STATEMENT

To promote the horticulture, crafting and appreciation of the hard-shelled gourds (Lagenaria Siceraria) by providing charitable and educational activities to members of the society, growers, artists, crafters, business people and the public through community support and education.

THE GOLDEN GOURD

The Golden Gourd is published quarterly by the California Gourd Society, NU Chapter of the American Gourd Society.

Editor/Graphic Design/Advertising

Mary Blisseditorgoldengourd@yahoo.com

Special Events

Carol Rookstoolcrookstool@aol.com

Regional Round-up

Barbara McDermott..... mcdeart@verizon.net

NEWSLETTER DEADLINES:

Winter November 20, 2006

SummerMay 28, 2007

SpringFebruary 28, 2007

FallAugust 28, 2007

Electronic submissions preferred: newsletter@calgourd.com

Snail mail or questions by phone cheerfully accepted: *Phone: (714)693-1840 (after 11:00 a.m. PST)*

Mail: California Gourd Society, c/o Mary Bliss, 5765 Via Del Coyote, Yorba Linda, CA 92887

The editors reserve the right to edit any submissions for content and consistency.

All contents copyright © **California Gourd Society** 1997— 2006.

For permission to reprint excerpts, please contact Mary Bliss ...editorgoldengourd@yahoo.com

The Lowly Gourd: Origin of Human Culture and Teacher of the Human Race

by Deborah Easley

“The gourd lives in human consciousness as the ‘mother’ of both natural and cultural life,” N. J. Girardot tells us in *Myth and Meaning in Early Taoism*. One creation myth tells us that humanity emerged from a gourd; another tells us how men escaped from a deluge by drifting in a gourd; and yet another reveals to us that the gourd’s vine serves as a stairway ascending to heaven.

Most probably the gourd plant arose out of Africa. Early African mythology tells us that the “horizontally halved gourd symbolizes the entire universe. The upper half is the sky and the lower half the ocean. The earth is a smaller gourd floating within the lower half...Likewise throughout the islands of the Pacific and reaching clear to China and Japan the gourd is known as the ‘mother.’ In the Hawaiian ‘Prayer of the Gourd,’ it is addressed as ‘The gourd is this great world, its cover the heavens.’” (Dolores LaChapelle, *Sacred Land, Sacred Sex, Rapture of the Deep* [Kivaki Press, 1988], p. 273)

One of my favorite gourd stories, *The Great Gourd of Heaven*, tells us the origin of the people of Laos and Thailand:

Long, long ago the earth was covered with dense forest, and one enormous creeper grew out of the forest and stretched right up to the sky. It had only one gourd hanging from it, and this gourd was very, very big.

The gods in heaven had a meeting, and decided that the earth should be inhabited, so one of the gods was sent down with his followers. His name was Khoun Bulom, and he had two wives, Yommala and Akkai.

There were no men or animals on earth at this time, just gods and some spirits. But the earth was very dark, because of the huge gourd that blocked out the light from the sun. Khoun Bulom sent a messenger to the Great God of heaven asking for help. The Great God, Pra In, ordered some other gods to come down to the earth to cut away the creeper and to make holes in the gourd, too. As soon as they cut away the huge creeper, sunlight shone all over the earth, and it became a very bright, very pleasant place indeed.

(Continued on page 4)

(Continued from page 1)

Quality 20%, and Workmanship 10%.

The “People’s Choice Award” of merchandise and/or gift certificates will be determined by the number of “ballots” cast by visitors who have purchased tickets (\$1 per ticket) and dropped in the box at each artist’s work station. Friends, family and fan clubs may be recruited and encouraged to buy tickets to create a friendly competitiveness appropriate for this **‘athletic’** event. Showmanship as well as demonstrations of gourd art techniques can be used to influence visitors to cast ballots for you.

Announcement of winners will take place following the judging which begins at 3 p.m. At that time the Grand Prize and People’s Choice Award will be presented. The grand finale will be the raffle of each piece by drawing a ticket from ballot box of each artist. The one exception is that the “Grand Prize” winning piece will be auctioned off to the highest bidder.

Ok I understand you may want to know who the contender’s are but isn’t it more fun not knowing?

Is it you?? It could be!!

Do not miss this wonderful opportunity to be a CGS volunteer and make **GREAT NEW FRIENDS** and **SPREAD THE GOURD GLOW!**

Join fellow “CGS members” and “CGS Patches”!

Come share in the fun!



If you have not signed up with Jill already **STOP** by the CGS Booth to find out how you can help! There is lots of choices. You can monitor the exhibit, sit in the CGS info/sales booth, sell memberships, and finally your help

would be really appreciated in setting up Friday and taking down Saturday all the areas in which we participate

Volunteers are needed to sell raffle tickets throughout the day. If you can help for an hour or more, please send your name to Jill Walker: prezwalker@hotmail.com

Donations are needed for our “People’s Choice Award.” Perhaps you can donate a product, gift certificate, or something you have too much of.

For class information see page 10 or visit the Welburn Gourd Farm website for the most current festival information at: www.welburngourdfarm.com

(Continued from page 3)

But making holes in the gourd was a very difficult task. At first the gods used a pointed iron bar that they first heated in the fire. And once they made the hole, many human beings started to crawl out from the centre of the gourd. But the hole was quite small and the human beings found it difficult to squeeze through. The gods saw this so they made another hole, this time with an axe. This axe made a big clean hole in the side of the gourd, and it was not difficult for them to get out. They were whiter than those who came out first, because the first human beings had to push their way out through the tiny, dark, sooty hole that the iron bar had burnt in the side of the gourd. But all of them came from the same place. Those who came first were the big brothers and sisters, and those who came next were the younger brothers and sisters; they were very closely related. The color of their skin was not a problem for them at all. These first human beings are the ancestors of all humanity. From that place they spread out all over the world. They adapted themselves to the various climates and natural environments in different places. But the important thing is that they came out from the same place and were the same human beings, and they truly loved one another as brothers and sisters.

When all human beings had come out, the gods pierced another hole in the gourd and many animals came out--elephants, horses, cows and so on, and after them many things came out for the human beings to use to make life beautiful. Jewels of all kinds, gold and silver.

Lao people have handed this story down from generation to generation, and it shows how every tribe is as worthy of honour and as significant as all the others, because we're all brothers and sisters and come from the same place.

According to Donald W. Lathrap in "Our Father the Cayman, Our Mother the Gourd," metaphorically, the gourd is a womb. It is the whole universe or the universal womb: "The bottle gourd as a cultivated plant furnished the womb in which all more elaborate agricultural systems, developed...the artificial propagation of the bottle gourd (and the related cotton and fish poisons) imposed particular disciplines on man and in the context of these behavioral patterns all the other

nutritionally significant agricultural systems arose." Possibly on their way to the river, our early ancestors stumbled upon a broken gourd and concluded that it was THE answer to the question, "How do we hold more than a few things in our hands without dropping them?" Put all those objects in this little container and proceed on. Here was something that not only could hold things, but you could dip it in water and carry it back into the bush where the children were hiding in safety.

Human culture and gourds must have developed together. Eventually, someone at the river must have noticed that whole gourds floated on water, perhaps their vines tangled themselves with other water masses and what they contained—small animals and fish. Thus, net fishing began.

To make strong and efficient netting lines, our ancestors would pound the gourd vines with rocks and soak the vines in stream-side pools so as to rot away the softer parts; fish in the pool became "stunned" and it was easy to merely pick them out of the water. Here began the use of primitive fiber plants as fish poison—the easiest way of all to fish.

In *Agricultural Origins and Dispersals*, Carl Sauer points out that this fish poison technique is still used today by indigenous cultures.

Edgar Anderson's "dump heap" theory of agriculture presents a plausible hypothesis of how the human garden arose and subsequently transformed human culture from hunter/gatherer to farmer. Wherever a gourd plant was found, humans picked it up, carried it back to their settlements, broke it open to clean out the inside, and threw the refuse onto their "dump heap." Magically, new gourd plants grew from the heap. Our ancestors no longer needed to go hunting for the gourd plant. It came to them. Dolores LaChapelle states, "No wonder most cultures have myths concerning the god or goddess dividing up his or her own body to give food for the people." Via its intrinsic nature, the gourd taught humans how to grow food. The presence of human intelligence was unnecessary. *Origins of Agriculture* also states "...that for most of the ancient period of agriculture, the only possible domestic crop is the gourd." The gourd garden seeded the beginning of a human culture based on seed agriculture for survival instead of the hunt; this culture persisted for eons until the industrial revolution.

Bibliography

Girardot, N. J. *Myth and Meaning in Early Taoism: The Theme of Chaos (hun-tun)*. Berkeley: University of California Press, 1983.

LaChapelle, Dolores. *Sacred Land, Sacred Sex, Rapture of the Deep: Concerning Deep Ecology and Celebrating Life*. Durango, CO: Kivaki Press, 1988.

Lathrap, Donald W. "Gifts of the Cayman: Some Thoughts on the Subsistence Basis of Chavin," *Variation in Anthropology: Essays in Honor of John C. McGregor*. Edited by D. Lathrap and Jody Douglas, Urbana, Illinois: Illinois Archaeological Survey, 1973.

Lathrap, Donald W. "Our Father the Cayman, Our Mother the Gourd: Spinden Revis

(Continued on page 15)



Photo Left

*Artist Bill Duncan
First Place Ribbon
Novice—Category #20
Musical Instruments*

Photo by Russ Conley



Photo Right:

*Artist Jill Walker
First Place Ribbon
Advanced—Category #12
Dolls/Human figures*

Photo by Ray Cogswell



Photo Left:

*Artist Jack Thorp
Third Place Ribbon
Masters Division*

Photo by Ray Cogswell

*Your personal invitation will arrive shortly in the
MAIL!*

*Rings & Things
Bead Tour California 2006*

**San Diego, CA
Tuesday, Oct 31
Noon to 4 p.m.**

**Costa Mesa, CA
Wednesday, Nov 1
1 p.m. to 5 p.m.**

**San Bernardino, CA
Thursday, Nov 2
10 a.m. to 2 p.m.**

**San Mateo, CA
Saturday, Nov 4
1 p.m. to 5 p.m.**

For complete information visit their website:

**www.rings-things.com
Phone: 1 (800)366-2156**

WHOLESALE ONLY!

**Bring your invitation or resale ID to get in.
Bring resale number or sales will be taxed.**

Announcements

Hello Loyal CGS Readers!

Greetings and Salutations from the goddess of gourds and glass, now transformed into the goddess of gourds, glass and grout! I am enjoying my retirement knowing that Jill Walker, aided by the incredible CGS board can handle anything that comes her way (and then some!) The next stage in my career plan is to hand over the Golden Gourd to the able and willing hands of Mary Bliss who has done such a phenomenal job with the newsletter. What Mary does with our recalcitrant information providers could make a book in itself.

As for myself, gourds are very much a part of my life. I'll be teaching at Welburn's and in other states much more frequently now and I have a group gourd show coming up in April with five other gourd artists, Howard Swerdlhoff, Larry McClelland, Pat Boyd, Judy & Larry Cunningham (I count them as one!) and Sally Rosenfeld. Besides gourds, I am doing fantastic public art projects with children in four different schools in the LA area and my private commission work is not only lucrative, it's unbelievably beautiful! As I explore new realms of art possibilities, I hope to see all of you at upcoming shows, events, classes and festivals!

Thanks for all the good times, Leigh

REGIONAL ROUNDUP

Compiled and edited by Barbara McDermott

Please call or email the Regional Coordinators of each patch for the most current meeting information. New members and guests are always welcome. Or check at the CGS website: www.calgourd.com



Amador County

*Regional Coordinator: Carol Cherry
(916)941-1551 or Sylvia Nelson, (916)682-2437 or
sylvianelson@citlink.net*

Our group gathers on the second Thursday of each month from 9 a.m. to Noon at the Amador County Agriculture Building, 12200 Airport Rd. Jackson, CA 95624. We always have lots of fun sharing techniques and ideas. We usually have a demonstration of working on gourds. Most recently we have done chip carving, torching and foil overlays. We have a "gallery show" at every meeting. It is always so inspiring to see what our fellow gourders have been working on.

Our October meeting will have a gourd challenge for Halloween & Thanksgiving gourds. Our December meeting is a Christmas gourd exchange.

Our congratulations go to Member, Heather Hopman, who won Best of Show & Best of Division at the Amador County Fair in July.

In October our group will be doing demonstrations at the Amador Flower Farm and will have a display of gourd art at the Jackson County Library. Stop by and check it out.

Antelope Valley Gourd Patch

*Regional Coordinator: Nancy Brown
(661) 944-5528 or Nancy_b93544@yahoo.com*

We have changed our meeting time to 2 p.m. still on the 2nd Wednesday of each month.

We invite anyone in the Palmdale, Lancaster, Rosamond, Littlerock, Pearblossom, Llano and Lake Los Angeles areas to join us. For information please call above.

Bakersfield/Kern County Gourd Patch

*Regional Co-Coordinators: Melanie Ansolabehere,
(661) 836-2501 or littlefeather3@aol.com
Alice Hengst, (559) 949-8651 or moon dust@savy2K.net
Carol Walter, (661) 588-8398 or glwalter39@sbcglobal.net*

Our patch meets on the third Wednesday of the month from 6:30 to 9 p.m. at Beverly's Craft Shop, 2819 F. St., Bakersfield.

Our August Meeting featured, Betty Finch, sharing stories from her latest adventures in China, where she photographed people and gourds for her book.

We are now getting ready for the Kern County Fair coming up September 20 - October 1. We work hard at distributing pamphlets and making others aware of the versatility of gourds at these events.

We will be having our annual Gourd Ornament Exchange in December where it is always fun to try to steal your favorite ornament.

El Dorado County Foothill Gourders

*Regional Coordinator: Carolee Jones
(916) 988-7971 or sahtaitwo@earthlink.net*

We meet on the first Thursday of each month at the El Dorado County Agricultural Commission's Cooperative Extension Building, 311 Fair Lane in Placerville. The business meeting begins at 9:30 a.m. until 10:00 a.m. followed by the educational meeting until noon.

Our October Patch Meeting will be held at the home of Colleen Platt, who will present a workshop on gourd jewelry making. We look forward to her class and the meeting.

October 14, our Patch will visit the Z-Gourd Miners Meeting to share ideas and work on our personal projects. November's Meeting is dedicated to the Holiday gourd ornament project in which we donate the ornaments to selected charities.

The annual Christmas party sees our Patch electing officers, eating tons of great pot luck luncheon food and exchanging gourd ornaments.

Fallbrook Gourd Patch

*Regional Coordinator: Barbara McDermott
(760)746-3913, (951)894-1817 or mcdeeart@verizon.net*

We meet every other month, on the second Saturday, at a Member's home, library or gourd farm. On the alternate months we conduct gourd classes, participate in gourd shows, festivals or other gourd related activities. We love GOURD times!

In August and September we had a Gorgeous Gourd Mask Display Show at the Valley Center Library. We were also fortunate to have Super Gourd Artist, Betsy Roberts, demo at our August Patch Meeting at the Library and then conclude with a fun Pot Luck Lunch.

October 7 finds us at the Welburn Pumpkin Festival where we will have a Patch Booth, Patch Member Demonstrations and A Patch Show & Tell Meeting.

We look forward to our 3rd Annual Patch Retreat in November at the Highland Springs Resort in Beaumont CA. and our Annual Christmas Party at the lovely home of, JoAnn Clark in Valley Center CA.

We have a friendly group who is always looking for "fun with gourds activities."

Folsom/Sacramento Patch – Z-Gourd Miners

*Welcome New Regional Coordinator: Susan Gouig
(707)433-8223 day or (707) 433-9162 Eve.*

The Folsom-Sacramento Patch meets the second Saturday, 10 a.m. to 2 p.m. of each month at Zittel Farms, Corner of Oak Avenue and Folsom/Auburn Road in Folsom. We have short meetings, show & tell, lunch, work on projects or classes. We have social time thru the day. We have been very busy getting ready for our Folsom Festival and Pre-Festival classes.

Kings River Gourd Patch

*Regional Coordinator: Pat Wescott
(559) 897-7470 or graybadgers@attwb.net*

(Continued on page 7)

(Continued from page 6)

The Kingsburg Fiber & Gourd Patch continues to meet on the first Saturday of each month. We share gourds, fiber arts, books, latest projects, pot luck lunch and great friendship. Come and join us. Just call Pat and let her know that you will be coming as we meet on the first Saturday at her house. All are welcome.

Los Angeles – Gourd Artisans of Los Angeles (GALA)

*Regional Representative: Larry McClelland
(310)549-3294 or macgourd@aol.com*

The GALA Patch members are from the greater Los Angeles/Pasadena area and our meetings are held the third Wednesday of the month (September – June), 7:30, at the San Gabriel Bead Company, 325 E. Live Oak, Arcadia, CA 91006, (626)447-7753. Guests are always welcome. Our meetings usually begin with a show and tell of gourd projects that members have been working on, followed by a demonstration or workshop. Some of our fall topics will be decoupage, rain sticks, ink dyes and projects for children. Some of our members attended the Folsom Gourd and Art Festival, September 23 & 24, and will be at the Welburn Gourd and Pumpkin Festival October 7. Happy Gourding.

L.A.W. (Los Angeles West) Gourd Patch

*Regional Coordinators: Dr. Judy Bin-Nun,
(310) 207-2998 or jbn12401@aol.com
Colleen Huff, colleenhuff@charter.net or
Sheila Goetz, shegoetz@earthlink.net*

Our Patch met in September to discuss our calendar for the rest of the year at Dr. Judy's Garden Studio in West Los Angeles. We always have lots of fun with our enthusiastic group and are attracting new members, which always expands our creative repertoire.

Los Angeles – Inner City Patch

*Regional Coordinator: Bea Jones
(323)291-8752 or beasyche@aol.com*

Northern Sierra Gourd Patch

*Regional Coordinator: Jackie Berg
(530)675-2577 or ljberg@cwnet.com*

Orange County Gourd Society Patch

*Regional Coordinator: Susan Sullivan
(714) 997-4482 eves or susansphn@aol.com*

For more info visit our Website at:
www.orangecountygourdsociety.org

Our Patch continues to meet in Costa Mesa the 4th Thursday and have Play Days on the 3rd Saturday of each month.

We do not have meetings in November or December.

Coming activities include having fun at Welburns, October 7. Our newest patch project is a Fund Raiser that will help fund our outreach. We have chosen to do a Traveling Gourd that will be raffled off after Welburn's 2007 festival.

Our Annual Holiday Potluck & Ornament Exchange is December 9, at the lovely home of Booker and Leslie Peston.

We are an active Patch and welcome new CGS Members! See you soon, Susan Sullivan

Pico Rivera/Whittier Patch

*Regional Coordinators: Tony and Paula Torres
(562)328-5124 or AyPTorres@msn.com*

San Bernardino Patch

*Regional Coordinator: Darlene Propp
(909) 862-9717 or dragongourd@dslextreme.com*

The San Bernardino Patch wants to try new things and we are open to all suggestions. At this time we plan activities as we go along, however, we are anticipating doing dream catchers at our October Meeting and looking forward to our annual December Christmas Party and ornament exchange. Call Darlene or Valerie Martinell at (909)883-3527 for current meeting information. We will be glad to add you to our e-mail list and notify you of our planned activities. We would love to have you come visit (and join) our Patch. Bring something to share – we love show and tell!

San Diego – Misti Washington Gourd and Basket Guild

*Regional Coordinator: Peggy Blessing
(858) 292-9219 or glassworks2005-gourdnews@yahoo.com
Check our website, www.baskets-gourds.com*

The San Diego Patch is part of the Misty Washington Gourd and Basket Guild, which meets the first Sunday of each month at Quail Botanical Gardens in Encinitas, 12 to 3:30 p.m. and begins with a pot luck lunch.

Meetings are informal and we encourage members and visitors to bring something to work on, a completed project to show the group, and/or a problem piece that you would like input on. About six times a year, there will be mini workshops (for a nominal fee), lectures or demonstrations at these meetings. Check out the website (above) for current meeting activities. Let the parking attendant know you are there for the "Misty Meeting," and they will waive the entrance fee.

The October Meeting will feature artist, Robin Bryson, who will demonstrate Dot Art using pen & ink on gourds. Our members will be demonstrating basket techniques at the San Diego Wild Animal Park, October 14 & 15, during their Garden Festival.

During our November Meeting we will have our annual "Member's Marketplace," where Members bring their hand-crafted gift and items for sale. Our annual Hand Made Mini Gift Exchange and Pot Luck will be held at the December meeting.

The next Weekend in the Gardens is scheduled for May 5 & 6, 2007. Catalogs for the weekend classes will be available toward the end of the year and updates will be posted on the website.

San Fernando Valley Gourd Patch

*Regional Coordinators: Art and Nina Lowy
(818) 996-3606 or gourds@mac.com
Dori Aberson (818) 702-8020 or daberson@aol.com*

We meet the second Tuesday of each month at Mountain Restoration Trust in Calabasas, CA. Since the first of the year we have had classes in guilding, beading and wood burning. We have been exhibiting and visiting arts and craft fairs to introduce gourds to the community, increase our Patch Mem-

(Continued on page 8)

(Continued from page 7)

bership and add some funds to our treasury. We continue to work with the Oak Park School District growing and teaching about gourds. If you are in the area and would like to come to a meeting please call/email one of the coordinators above.

San Francisco East Bay – East Bay Gourd Patch

Regional Coordinators: Kay Van Hoesen (925)254-0838 or kadvanh@sbcglobal.net

Kathleen MacIntyre kmac1958@hotmail.com

Kemper Stone gourdcamp@yahoo.com

Our Patch had a successful booth at the Fremont Art and Wine Festival the first weekend in August and we are looking forward to our booth at the Folsom Festival in September.

Bee Hylinski retired as Co-leader of our Patch in September and joining as co-leaders are Kathleen MacIntyre and Kemper Stone. It should be a great threesome.

Our October 21 Meeting will be a Fall Getaway and Gourd Bash at the home of Kemper Stone in Vallejo, CA.

November 18, we will meet at the Walnut Creek Civic Arts Center, Studio J, when Kathleen MacIntyre, Bee Hylinski and Chris Johnson will lead a workshop on Coiling on Gourds.

December 9, will be our Holiday Party and Gourdamment Exchange at the home of Kay Van Hoesen to celebrate our great gourding year and plan for another wonderful year to come.

Santa Cruz Gourd Patch

Regional Coordinator: Barbara Johnson

(831) 440-1540 or greggjohnson@earthlink.net

Kris Mangliers (831) 338-3449 or kmangliers@msn.com

Our Patch meets every other month. The date of the next meeting is scheduled at each meeting so please contact us (above) for meeting information. We'd love to have you!!!

Shasta Tahoma Gourd Patch

Regional Coordinator: Rebecca Cileo

(530) 357-4855 or luv2ridgedi@aol.com

Silicon Valley – Calabash Club of Silicon Valley

Regional Coordinator: Jayne Xavier

(408)779-9550 or nimbleneedle@aol.com

We meet every other month (Feb, April, June, Aug, Oct, Dec), the second Sunday of the month, 11 a.m. to 2 p.m. On the alternate months we have what we call "In-betweeners." This might be a workshop, class or play day.

October 8 we will meet at the home of Marsha Vivanco at Useugi Farms in San Martin. Jayne Xavier will be instructing gourd greeting cards using a technique called Iris Folding. December is our usual Holiday Party. We welcome anyone with interest, love or a passion for gourds to join us.

Sonoma Gourd Patch

Regional Coordinator: Donna von Edelkrantz

(707) 778-0580 or donnavone@comcast.net

Our meetings are held the last Wednesday of every month from 7:00 until 9:30 p.m. For location information, contact Donna (see above). We invite any gourd, art or craft enthusiast to join our group to share, learn and explore. We will de-

cide on topics or workshops month to month.

Tulare Sequoia Patch

Regional Coordinators: Toni Best

(559) 627-5430 or capineneedles@sbcglobal.net

Sue Winters-Brown ((559) 561-0608 or suewb@tcoe.org)

Regular Meetings are not held, but impromptu get-togethers work best for our group. Coming Events and classes:

October 14, a Pine Needle Coiling on Gourds Class will be taught by Toni Best at her Visalia home with a choice of 10 different techniques. \$50 includes lunch and all materials.

November 18, we will have a booth at the Holiday Bazaar in Three Rivers for all Patch members to participate in and we all will be there early to set up.

Friday, Dec. 1 Annual Gourd Ornament Exchange Christmas Party at Toni Best's House. 6:00 p.m. Potluck. Bring your ornament in an anonymous brown paper bag.

Please contact Toni or Sue (at above) for more information on activities.

Ventura County – Channel Islands Gourd Society

Regional Coordinator: Elsie Cogswell

(805)491-5846 or elsiecogs@verizon.net

Our website www.channelislandsgourdsociety.com

Our group meets the third Wednesday of the month, 7 – 9 p.m. at the Santa Rosa Valley Clubhouse, 11701 E. Las Posas Road, Santa Rosa Valley, CA 93012. Call (above) for directions or questions.

We did very well at the Ventura County Fair where members entered 95 gourds and won 83 ribbons. Congratulations to all. In September, Paula Collins, will be teaching a Gourd Head Rope Doll Class. Our October Meeting will have a Show and Tell. The November Meeting will be Show and Tell with Christmas Ornaments and Decorations. No meeting in December, but we will have a Party. We extend a warm welcome to all visitors.

Get ready Galt, Modesto and Lodi California!

There is a new CGS gourd patch growing in your area. Liz Kummerle has volunteered to be the new Regional Coordinator for the area. Liz does not have e-mail so interested members should contact her at 209-745-6618. Her target date is October 21..

Keep Spreading that Gourd Glow

Next Regional Roundup News due to Barbara by February 20th. mcdeeart@verizon.net, Thank you.

Gourd Classes for October, November & December 2006

Due to the large number of classes being offered I have had to change the listing format. Classes are listed alphabetically by the instructors last name then by date.

**Toni Best *Visalia, CA
October 14 & December 2
Pine Needle Coiling on
gourds**

Choose between 10 different techniques: closed coiling, lidded basket, undulating coil, handled basket, teneriffe, sampler basket feather and bead basket, straight stitch basket, fascicle basket, and floating coil. \$50.00 includes lunch and all materials. Contact Toni at (559) 627-5430 to reserve your space.

**Tricia Burbank
Grass Valley, CA
Ben Franklin's**

Email to pre-register and for supply list.

tjb@triciaburbank.com
www.triciaburbank.com/
gourdart

**October 17
Petroglyphs and Pine
Needle Coiling
10:00-4:00 \$55.00**

**October 21
Power Carving I
Designing, Carving ripples,
dimples and inlay
10:00-4:00 \$55.00**

**October 28
Power Carving II
Carving the basket design,
inlay and painting
10:00-4:00 \$55.00**

**November 11
Boxes, Baskets and Oil
Candles Woodburning and
Watercolor Pencils with
Gourd Inks
10:00-4:00 \$55.00**

**Saturday, November 18
Spirit Dolls
Woodburning, painting,
carving
10:00-4:00 \$55.00**

**Saturday, December 2
Holiday Projects TBA
10:00-4:00 \$55.00

**Dianne Connelly
La Mesa, CA**

For all classes materials will be supplied plus a FREE lunch. You will directions once you have registered with Dianne at: deconnelly927@yahoo.com

**November 11
Crushed Glass Inlay
10:00- 3:00 \$65.00
Learn to inlay crushed glass
into the gourd.**

**November 12
Pine Needle Weaving on
gourds
10:00- 3:00 \$65.00
Learn the art of weaving
with Torrey Pine Needles as
well as color and adding em-
bellishments.**

**December 9
Holiday Lidded Bowls
10:00- 3:00 \$65.00
Have fun making a delightful
holiday bowl

**Kristy Dial
La Mesa, CA
All materials will be sup-
plied for each class. Plus a
FREE lunch except for
classes held October 28, 29
& November 18. You will
directions once you have
registered at:
geckgourds@cox.net**

**October 28
Polymer Clay on Gourds
9:00-2:00 \$50.00
\$5.00 material fee at class.
Learn how to embellish the**

gourd using polymer clay.
You will also color the gourd
and weave the top. **Bring
your lunch**

**October 29 & November 18
Beginning Gourds
9:00-2:00 \$50.00
Learn the basics of gourd art.
Cleaning, leather dyes and
weaving.**

**November 11
Power Carving
10:00- 3:00 \$65.00
Learn how to carve designs
into gourds. Learn about
burrs and how to use them.**

**November 12
Gold Leafing on Gourds
10:00- 3:00 \$65.00
\$5.00 material fee at class.
Learn how to work with gold
leaf and do a little wood
burning.**

**December 9
Metal Inlay Jewelry
10:00- 3:00 \$65.00
Learn how to emboss metal
and how to inlay it onto a
gourd Shard. You will create
a beautiful gourd pin.

**2 classes/2 instructors for
the price of one:
December 10
Kristy Dial
&
Dianne Connelly
La Mesa, CA
Holiday Magic
10:00- 3:00 \$75.00
Make a Gourd Ornament and
a gourd Snowman

**Bonnie Gibson *Tucson, AZ
October 28 1pm -4 pm
OR
October 30 9am - noon
Added Lids
\$35
Learn to create and properly
fit an added lid made from a**

gourd scrap & wood pieces.

**November 3
Faux Basketry
1pm - 4pm \$35
Learn to design and layout a
gourd to use this technique
effectively. Carving, wood-
burning and minimal use of
paint will be used to create
areas that will appear to be
inlaid sections of coiled bas-
ketry. Students will learn the
basketry technique only.
Please bring a cleaned gourd
that is suitable for carving.
Contact Bonnie for complete
supply list and to sign up for
classes:
bonniegibson@qwest.net
or go to:
www.arizonagourds.com

**Jeri Lyn
October 8
Gourd Rainsticks
12:00-4:00 PM \$55**

**October 22
Woodburning
Fall Harvest Gourds
12:00-3PM \$35**

**November 12
Woodburning Holiday
Ornaments & Gifts
12:30-4:30PM \$45
Above classes at
WOODCRAFT
&
3589 Industrial Drive,
Santa Rosa.**

**October 14
Halloween Gourd Art
1:00-4:00PM \$35**

**October 20
Fall Harvest Gourds
1:00-4:00PM \$35
Above classes at FINLEY
COMMUNITY CENTER
College Ave. Santa Rosa**

(Continued on page 10)

Gourd Classes continued

(Continued from page 9)

Nov 4

Gourd Art-Multi Media

1:00-4:00PM \$50

Class at RILEY STREET
ART SUPPLIES Maxwell

Ct. Santa Rosa

All materials, including
gourd and tool use are in-
cluded with all classes

Pre-registration

Required with Jeri Lyn

707-824-8801 /email

jeri@actualartsonoma.com

My website is:

www.actualartsonoma.com

KATHY RIKER

November 3, 4 & 5

All classes are at Kennie
Winter's home in Los Altos.
(650) 948-9189 or email
kenniewinter@yahoo.com
for more details.

November 3

Dream Catcher

A Dream Catcher woven
onto a dyed gourd vessel,
then embellished with
leather, feathers, etc.

9:00am - 4:00pm cost \$60

Mini Drum Necklace

The head of the drum is real
deer hide and stretched like
an authentic drum.

6 pm— 9pm cost \$30

November 4

Turtle Purse

This purse is made from a
canteen gourd and is func-
tional.

9:00am - 4:00pm cost \$60

Embellishments

You bring a problem gourd
or one you just can't seem to
finish. Kathy lends her ex-
pertise and supplies all the
beads, pods, pine needles,
leather, feathers, etc. that you
can use to complete your
gourd. If you don't have a
problem gourd, she will even

supply one.
6 pm— 9pm cost \$30

November 5

Spirit Doll or Asian Doll

(whichever gets the most votes)

9:00am - 4:00pm cost \$60

Nadine Spier

Southern CA Locations

Gourd Decorating /

Woodburning

Students will choose a gourd
from a large selection and
learn how to safely clean,
carve and prepare gourds,
then how to woodburn (tool
provided) designs, texture
and shade, plus basket weav-
ing around the rim (choose
from a variety of plant mate-
rials) and embellishment us-
ing glass beads, feathers,
pods and shells.

October 14

Irvine Fine Art Center
www.irvinequickreg.org
or (949)724-6880

October 15

Grossmont College
(619) 660-4350 • 10-3

October 28

Saddleback Adult Ed
www.goadulted.com
class # 1214

November 11

MiraCosta College
(760) 757-2121 x 6820,
class # 7163.21 • 10-3

November 12

El Camino College
www.eccommunityed.com or
(310) 660-6460,
class # 7610 • 10-3

November 18

Valley Center Adult Ed (760)
749- 4218 • 10-3

Contact Nadine at:

email: lovetoweave@cox.net
http://www.nadinespier.com

5th Annual October Gourd & Pumpkin Festival

Welburn Gourd Farm Fallbrook, CA

Pre Festival Classes Friday October 6

Butterfly Gourd Bowl

Carrie Dearing

•

Ocean Drum
Leigh Adams

•

Faux Raku
Kathy Riker

•

Gourd Design
&

Color Finishes
Maria Dellos

•

Gourd Mask
Don Weeke

•

Metal Inlay
Kristy Dial

•

Saturday October 7

Carved Leaf Bowl Gourd

Carrie Dearing

•

Spirit Doll
Kathy Riker

•

Kayum Drum
Leigh Adams

•

Color Silk & Leather Dyes on Gourds

Dianne Connelly

•

Gourd Basketry
Don Weeke

•

Power Carving
Kristy Dial

•

Pine Needle
Enbellishments
Carol Lang

www.welburngourdfarm.com

Wouldn't you like to see your
class listed in the Golden Gourd?
Class Announcements are
free to all **CGS members**
and are included in the
newsletter on a first sub-
mit and space
available basis. Please
email class schedules to:
newsletter@calgourd.com
Include: name of class,
instructor, day, date time,
location, price and contact
information.

Attention teachers!

CGS would like to add your
teachers' contact information
on our website. We are most
especially interested in teach-
ers willing to travel but also
those willing to teach so that
festival organizers, gourd
patches and interested insti-
tutes can contact them.
Please send relevant informa-
tion, i.e. Name, contact infor-
mation, general location and
classes taught along with a
digital photo of yourself (if
you wish) to Lisa Toth, VP
communications.

FOR THE MOST CURRENT
CLASS LISTINGS AND FOR
THE TRAVELING
TEACHER'S LISTING
CHECK

OUR WEBSITE AT:

www.calgourd.com

This Gourd Tip comes from Niki Escobedo

When your done dying
your next gourd project
don't just waste the ex-
cess dye or ink left on
the dauber. Instead
paint a few of those ex-
tra gourd scrapes you
have been saving. You
can label each piece by
color for your own color
references or use in
some future project!



P.O. Box 157
21886 Knights Rd.
Knights Landing
CA 95647

GREG LEISER FARMS
530-735-6677
Quality Hardshell Gourds
22 Varieties
REASONABLE PRICES


All your regular shaped gourds plus curly dippers, snakes, small & large bananas, hard shell warties & African warties, Zuccas, sub-miniature mix, apples, wings cannonballs, penis shield, basketball, maranka, goose, tobacco box, canteens, torpedo, eggs, crown of thorns, kettles bushel and more.

5th Annual Spring Gourd Art Festival and Gourd Sale
May 19 & 20, 2007

Visit our website: www.GourdFarmer.com
New Email address: gleister@afes.com
Proud member of **AGS, CGS, NMGS and AZGS**

Welburn Gourd Farm

The largest supplier of quality, organic hardshell gourds, growing over 350,000 gourds per year!



"I have to say that of all the gourds I've EVER purchased, Welburn gourds are THE nicest, thickest, smoothest, most symmetrical...& did I mention THICKEST? Super gourds!"
- Cynthia Beiser, Picture Rocks Art, www.picturerocks.net

Call Toll Free: 1-877-420-2613
Get Your FREE Gourd Projects at www.WelburnGourdFarm.com

CLASSIFIED ADVERTISING

Proxxon Jigsaw Razortip • Hot Tool


Lifetime Satisfaction - Guaranteed
Free Catalog

Books, Supplies and Tools for Gourd Crafts
(800) 544-3373

926 Gilman Street at 8th
Berkeley, CA 94710



www.caning.com



GARDENS 2000

Our gourds include:

- Bushels
- Kettles
- Mexican Bottles
- Indonesian Bottles
- Short Handle Dippers
- Long Handle Dippers
- Mini Nigerian
- Martins
- Apples

Our gourds are grown on our own ranch in the Central San Joaquin Valley in California. We have been supplying gourd artists and crafters with quality gourds for several years. All our gourds are grown on our Weedless Garden System.

Gary & Pat Clausen
8716 E. Toews
LeGrand, CA 95333
209-382-0240
gourds4u@sbcglobal.net
www.gardens2000.com

Please visit our website to preview our gardens:

Carolina Gourds and Seeds
Visa, MasterCard, Checks, money orders accepted

Seeds: 30 varieties of gourd
Hand pollinated / protected and seeds grown in field isolation.
\$2.00 to \$3.00 per pack.

Gourds: Thick shelled martins, apples, cannonballs and more.

Books: Gourd craft and gourd art books. 46 titles in stock

Also check for sale items.
Fiebings Leather dye & bottle holder: 29 colors in stock-
Gourd Supplies, Tools, Gourd Craft Videos, Kaleidoscopes and more.

Harry Hurley
259 Fletcher Ave, Fuquay Varina, NC 27526
Phone: 919-557-5946 Email: harryhurley@hotmail.com
<http://www.carolinagourdsandseeds.com>

david@turtlefeathers.com

Proxxon Gourd Saw Package
The most versatile and reliable gourd saw available.

Angelus Leather Dyes All 39 colors!
\$2.75 3 ounce bottle \$7.00 pint

Angelus Paints
All 62 colors in 1 ounce and 4 ounce bottles.

turtlefeathers.com

Inlace™ Liquid Inlay Material
The complete line: Kits, Nuggets, Granules, Stone Flakes, Metallic Dusts, as well as Pearl, Metallic, and Solid Color Dyes.

Optima Woodburners and Pens
Handmade solid body pens!

Gourd Seeds **828.488.8586** Dichroic Glass

CONTAINERS EVERYWHERE by Darlene Propp

"I know I put it somewhere. It's either in that box in the corner or the one over the freezer. Or maybe I moved it to that old tool box." I find myself saying things like this almost every day.

When I first started working with gourds, I had few supplies: the normal household tools, a few pieces of ribbon and a few beads and sequins. Over the years, as I've amassed great mountains of supplies and tools, the question begged to be answered, "What will I store it in?"

At first I was just shoving things into drawers. I moved them into a file cabinet, and that worked for a short time. Then I started trying to organize things into cardboard boxes. They are great for the big stuff – caning and coiling supplies, fibers, pods and packages of feathers. But I found I couldn't see what was in them, and marking on the outside of the box wasn't always helpful.

I bought one of those big hard plastic cupboards and put it at the end of my laundry room area. On those shelves I placed packages of leather strips and lacing, things I could use for gourd stands or hangers, little plastic salad boxes I got at Smart & Final – perfect for little gourd ornaments, fat quarters of fabric that might make good linings for purses, some long handled and curly handled dipper gourds, decorative threads, large wooden beads, and packages of mohair. I have clothing racks near this area and underneath them are nestled large trash bags full of raw gourds.

There is a large workbench in my work room, and on it are my grinder with light, a power strip, and numerous types of tools to mark gourds in one way or another. Under it is a tarp and a big box of gourd pieces that will someday become something wonderful. A wire shelf unit is above that and holds some gourds in various stages of drying, either naturally or after having been dyed or painted.

When I started using my Dremel with a flex shaft attached, I needed something to hang the Dremel from, so I made a stand using a large piece of wood for the base and a garden shepherds hook. This worked really well, but was heavy and awkward at times. I have since acquired the rolling stand that is used to hang IV's from in a hospital, and this works better, as it's adjustable for height. When I'm not using them for my Dremel, they are great to hang gourds on to dry after I've sprayed them with sealers. I also plan to make a drying post from a large dowel on a base – one where I can turn a bowl upside down on it to dry.

Of course, many of my tools came in their own containers – the sanders, Dremel, drills, etc. But I needed a bigger unit to put them all in when I went to classes. I found a wonderful rolling tool box that worked very well. I could store that in a corner of my work space the rest of the time. When I want to carry just a few tools, I use a nice duffel bag I got from the California Gourd Society. Some of my supplies also had to be portable so I could take them to other venues. So I started searching for good traveling containers. I've adapted many kitchen storage items for use in carrying small items.

At one of my meetings, an enterprising member brought us

all banking envelopes, which are strong and zip up, and are just right for carrying all you need for a small project. I can take that with me to my office and work on a gourd project during my lunch hour.

Then I found some neat boxes made just for beads at the craft store. Later I got the watchmaker tins with glass lids for my beads. But I still have a big cardboard box full of old jewelry found at garage sales. I also found I could adapt fishing tackle boxes to my needs to store small items like bone slices, walnut slices, tagua nuts, porcupine quills, etc. My old Tupperware came into play. Oh, my! Of course I had some difficulty finding the lids – I was forced to clean out an entire cupboard to get the one I wanted for my little dental tools.

I discovered stores that specialized in containers. Oooohhhh!. Plastic storage containers of all sizes. So many to choose from. Of course I bought quite a few and then had to figure out how to stack them. For some strange reason, they didn't fit on my shelves without some standing on edge.

I was packing to go to a class in coiling and realized I needed something small to hold my needles – film canisters worked just right. Oh, and for a while they held my Dremel bits, too. But then the bits were too numerous and I became tired of dumping them all out to find the one I wanted. So I looked some more and found a cute little plastic carrier that held numerous bits, and it had a nice, clear cover so I could see what was in there. Which worked very well until I had to pack it and when it was tipped they all came loose and were a mess. I'm now looking for something better to hold them.

When I became interested in chip carving, I needed something to carry the numerous gouges I accumulated. Found the perfect container in an old electric shaver box that had belonged to my husband. It was big enough to hold them all and has a nice snap closure.

I wanted to put all my cutting tools in one place, so picked up a nice metal tool box to hold those. It contains all my small hand saws, linoleum knife, small hammers, rasps and files. I also found a plastic one that works well for my awls, dental tools, rafter files, pliers of all sorts, and forceps.

Another, larger plastic toolbox holds small drum skins and rings, miscellaneous small naturals and antlers.

I acquired some nice pieces of leather and other materials, which required a large plastic tub to contain them. While I was at it, I bought a few more, thinking I'd find something to put in them. Now one holds all my stamping supplies, one holds clay supplies, one wires and wire working tools, one gold leafing supplies, another contains waxed linens and sinews, and one holds an abundance of bulk beads. At present, one also holds the many miscellaneous items I've amassed, such as corks and stoppers, magnet strips, buttons, kaleidoscope kits, oil candle inserts, etc. – all the odds and ends that don't fit in another category. One also contains ribbons and trims of all sorts, and a very large one holds my fibers and cords for coiling and weaving. (I've also collected some old sweaters to take apart for the fibers. LOL).

(Continued on page 13)

(Continued from page 12)

Under my bed are two large plastic containers – one to hold naturals and the other holds feathers which my birds have molted. Oh, and there is a smaller one under there containing flowers and leaves I've pressed.

When I started collecting books on gourds and books on painting I needed shelves to put them on. So those went up in my work room and quickly became filled. I also have large 3-ring binders with ideas, sketches, pictures, etc. which are my inspiration books. I've filled 3 of those already. And then there are the 3-ring binders which are my tutorial books. Some come to me bound, such as the ones from the Gourd Gatherings in Cherokee, North Carolina. Others I've put together with patterns I've sketched, bought or acquired in classes. I also have tutorials there that I've found on the internet on how to make drums, shekeres, didgeridoos, etc. The bottom shelf is for the catalogs I collect so I can order more supplies. J

There is also a large filing cabinet here which holds some old crafting supplies. My intention is to completely clean it out and arrange my patterns and some of the books in it. Beside the door that goes outside, there is a huge supply cabinet which has always held my 3-ring binders and other office supplies I used when I had my secretarial service at home. I need to purge that to make more space for gourd things.

Of course I subscribe to all the gourd magazines and newsletters I can find, and I have magazine holders for them. These are stacked on top of my bookshelves, but I already have one lying down because there's nowhere else to put it. (Until I find space one way or another).

In my art I use supplies that are toxic or otherwise should be locked up, so I have a locking cabinet to store Inlace, Mineral Spirits, amonia, turpentine, epoxies, glues, bondo, paint cans, and like substances. In another cabinet I store Q-tips, cotton balls, sponges, wipes, rubber mats, rubber gloves, daubers, oil pencils, colored pencils, oil pastels, spray bottles, skewers, mixing bottles, funnels, rags, sandpaper, cleaning tools, a large Japanese pull saw, safety glasses, welding goggles, magnifying glasses, masks and my respirator. An apron hangs on the outside of this cabinet.

Across the room is a shelf unit which holds my containers of gourd seeds, extension cords, dyes and kistkas for Pysanky techniques, a basket of jewelry gourds, pine needles and some collections of embellishments that are related in genre to put on a gourd in the future. These items are handmade papers, ribbons, wires, beads, and clay pieces that have a theme, such as Asian or Ancient. Oh, and there are some large rolls of handmade paper on top of some of the shelves.

I enjoy painting on gourds, so of course I had to have somewhere to put the paints and brushes. I started out with a large tool box, moved up to a wooden container, and am now using two paint racks specifically made for the purpose, plus a huge tote bag to hold my palettes, tracing papers, graphite papers, and patterns. There is also a large folding brush holder containing about 60 brushes. I have a plastic tote rather like the kind you put cleaning supplies in, and that

holds my folded towel, roll of paper towels, and a container for water which also holds brushes. A large plastic glass is inserted which holds sponges, extra large brushes, sponge brushes, colored pencils, pencils and erasers (actually I have some of these in every room in my house), several sizes of stylus, and some clay tools I find helpful in painting.

Larger painting supplies such as gesso, large containers of paint, bottles of powdered pigments, etc. are currently in that age old container – the cardboard box and that is on my kitchen table. I have saved a couple of briefcases and portfolios just in case I need to take paper patterns or supplies with me.

In my work room there is one small work area with a pegboard backing. There I have my smaller hand tools such as the most often used pliers, forceps, rulers, measuring tapes, compasses, and protractors. Of course, some of these small tools are duplicated in other containers, such as wire cutters and pliers to go with my wires, needle nosed and round nosed pliers with my beads, etc. I also hang my painters tape and masking tape there. Jewelry findings and upholstery tacks are in some really cool little plastic jars with rubber lids that allow me to squeeze out just what I want from them, and these hang on the pegboard as well. There is also a plastic glass holding brushes for my dyes. The dyes are in one of those over-the-door shoe bags that hangs on the back of the door. I can get two bottles of dye in each space. My Gilders Paste, Angel Wings, extra daubers, JR products, etc. also fit in these pockets.

In (sigh) cardboard boxes on top of this unit are packages of feathers, fibers, devils claws, and pods. There are also some finished gourds up there. ☺ A gourd clock I made hangs from the rafters.

I bought a wire rack at a yard sale when I first started doing gourds. There are quite a few gourds on it, and in my naiveté, I thought it would hold all the gourds I would need. I can hear you laughing. Currently there are raw gourds placed in an old library book rack to dry on my patio, others stacked in piles on the patio, gourds on my kitchen table waiting to be made into spectacular art, ahem, and on every conceivable space left over in my work room. I'm looking for an old hammock to hang them from the rafters. Of course, this doesn't count the myriad of gourds that are currently growing at an astounding rate in my garden.

When I'm going to my patch meetings, I carry along the written information I have to share, some show and tell items, the bowl and gourd pieces we use to draw for door prizes, items for the door prizes, and any project materials we will be working with. I use a small, soft-sided wheeled tote for that, or a nice canvas shoulder bag I got from Café Press. I use the wheeled one, too, when I go shopping for gourd supplies at gourd festivals and street fairs. These hang from a doorknob next to the shoe bag.

Oh, gee, I almost forgot about pictures. I take pictures of all the gourds I make not only to show friends and relatives, but for reference in case I want to do a repeat item for someone. At first I was filling little albums I could carry along with me to lunch with friends, but I've since gravitated to the shoe-box storage so I can also hold all my photos from gourd shows and get-togethers with gourd friends.

(Continued on page 15)

Supplies for coiling, weaving,
& embellishing gourds.....

**Waxed Linen Thread
Horsehair Pine Needles & Raffia
Palm Inflorescence
Philodendron Sheaths
Jacquard Dye,
& Much more.....**



Complete line of basketweaving supplies
Royalwood Ltd.

517-CGS Woodville Rd. Mansfield, Ohio 44907
Phone: 1-800-526-1630 Fax: 1-888-526-1618

www.RoyalwoodLtd.com



www.doghousegourds.com

Where Sparky nose gourds

- Quality hard shell gourds
- Hand Painted gourds
- Pre-cut, craft ready gourds
- Collectable caricatures

Paul & Diane Morrison (916) 203-1567
12526 Woods Rd. Fax: (916) 687-6843
Wilton, CA 95693 info@doghousegourds.com

GOURDS BY BOOKER

Uniquely Beautiful One of a Kind Carved Gourds



Booker Preston
goodfootdr@aol.com
www.GourdsbyBooker.com

Gourd Galleria

20 plus creative and distinguished
Gourd artisans showcase their decorative and functional art pieces in the Gourd Galleria.

This eclectic collection has something for everybody's style & décor. Our warm and inviting atmosphere allows you to linger and inspire your creative imagination.

We offer demonstrations and classes.

224 E. Grand Ave. Suite D, Escondido CA
(760) 432-8995
www.gourdgalleria.com
info@gourdgalleria.com

CLASSIFIED ADVERTISING

Rancho Poca Linda Enterprises

DONNA L. HEER
P.O. Box 24
Shandon, CA 93461
(805) 227-4440

Gourds- Artwork- Cattle

Gourd Source for the Central Coast
Formerly Pumpkin & Gourd Farm in Paso Robles, CA

GALAXYGOURDS.COM

"New" Colorful Water Soluble Dyes * Microlux
Gourd Saws, Microlux Sanders and accessories *
3 Headed Sanders & accessory kits * Many other
assorted tools * Betsy's famous "Glue Bottle" *
Handmade papers - most 25x37" * Leafing - all
the variegated & adhesives * Feathers: The most
marvelous colors of dyed pelts around, also loose,
strung, natural. * Apple Gourd Kits * Tribal
people accessories * "New" Krinkle Shrink *
Design Master Paints - complete line! * Danish
Cord * Sea Grass * Natural weaving materials
and pods * Bead Bowls * Feather Dyes * Beads:
hundreds of asst types, colors, size and varieties.
The list goes on and on, as there are just too many great things
to list them all!

gourdprincessh@yahoo.com or goodbeergourds@yahoo.com

ADVERTISING RATES FOR THE GOLDEN GOURD NEWSLETTER

3" X 3" - \$25 per issue
Business Card Size \$15 per issue

DEADLINES

SUMMER... May 28, 2006

FALL... August 28, 2006

WINTER... November 20, 2006

SPRING... February 28, 2007

To place an ad or for more information contact:

Mary Bliss

newsletter@calgourd.com

(714) 693-1840 (after 11:00 a.m. PST)



CALIFORNIA GOURD SOCIETY MEMBERSHIP APPLICATION

NEW MEMBER _____ RENEWAL _____
(SEE BACK PAGE OF THIS FORM FOR EXP DATE)

Name : _____

Mailing Address: _____

City: _____ State: _____ Zip: _____

Phone: (____) _____

Email: _____

PREFERRED METHOD OF NEWSLETTER DELIVERY:
(Color) EMAIL _____ or (B & W) SNAIL MAIL _____

**Annual dues: \$15. Please make check payable to
California Gourd Society (CGS) and mail to:
California Gourd Society, c/o Niki Escobedo, 827
E. Chevy Chase Dr. #2, Glendale, CA 91205**

Pay multiple years at one time and you will still get your coupons and membership card sent to you each year.

Annual membership dues for our national organization, the American Gourd Society, are \$15 and may be paid directly to: AGS Membership Secretary, 317 Maple Ct., Kokomo, MI 46902-3633

(Continued from page 4)

ited, or a Unitary Model for the Emergence of Agriculture in the New World, in *Origins of Agriculture*. Edited by Charles A. Reed. The Hague: Mouton, 1977.

Reed, Charles A., ed. *Origins of Agriculture*. The Hague: Mouton, 1977. "Origins of Agriculture: Discussion and some Conclusions," in *Origins of Agriculture*. Edited by Charles A. Reed. The Hague: Mouton, 1977, pp. 879-956.

Sauer, Carl. *Agricultural Origins and Dispersals*. New York: American Geographical Society, 1952.

"The Great Gourd of Heaven" as told by Somvavanh Phanmatha in *The Great Gourd of Heaven: A Selection of the Folk-tales and Stories of Laos*. Collected by Roisin O'Boyle and Thavisack Phanmathanh, Vientiane: Vannasin Magazine, The Ministry of Information and Culture, 1992, pp. 1-3.

Deborah Easley has been a California Gourd Society member since 1997. Please visit her website at: www.gourdartgalleries.com.

(Continued from page 13)

I even have a little album just for pictures of said friends.

So, in summary, most of my gourds and gourd art supplies are stored in what used to be my garage. It's hard to believe that all this space used to be taken up just to park a car!!!

Well, now it's time to go work on a gourd. And I want to use those neat porcupine quills on it. Now where did I put them???? Must be in one of those paper bags on top of the cardboard boxes on that shelf over there...

CGS BOARD OF DIRECTORS

President

Jill Walker PrezWalker@hotmail.com (831) 728-4427

VP Membership

Niki Escobedo gourdniki@yahoo.com (818) 244-3705

VP Communications; Web mistress

Lisa Toth gourddiva@verizon.net (805) 735-7329

VP Programs/Regional Groups

Carol Rookstool crookstool@aol.com (213) 624-1200, X 3023

Treasurer

Betty Bluekle betty@taxationpros.com (559) 784-7900

Secretary

Lynne Bunt lynnebunt@sbcglobal.net (559) 561-1925

Directors at Large

Doug Welburn info@welburngourdfarm.com (760) 728-4271

Rebecca Cileo luv2ridedi@aol.com (530) 357-4855

Larry McClelland macgourd@aol.com (310) 549-3294

Editor, The Golden Gourd

Mary Bliss editorgoldengourd@yahoo.com (714) 693-1840

CGS On-line Gourd Information

For the most current and latest **CGS** information and gourd happenings go to:
<http://www.calgourd.com>

For our members that enjoy the on-line community atmosphere and want the latest gourd news and happenings check us out on-line at:

<http://groups.yahoo.com/group/calgourd/>
Ask questions, share stories, photos and more.

Stop by and put your pin in the **CGS** State Member Map at:

<http://www.frappr.com/cagourdsociety>

More Free On-line Gourd Fun!!

To join the ORIGINAL "GourdPatch" E-Mail List email: gourdpatch_addme@jkstacydesigns.com

<http://groups.yahoo.com/group/forgourdnnessake/>

<http://groups.yahoo.com/group/GourdChatOnly/>

<http://www.gourd.tv>

<http://welburngourds.com/forums/>



**The Golden Gourd
California Gourd Society
827 E. Chevy Chase Dr., #2
Glendale, CA 91205**

First Class Mail

Dated Material

FORWARDING SERVICE REQUESTED

The Golden Gourd is always looking for gourd information and stories to share with our membership. Both in our newsletter and at our website.

Please share with us what inspires you, new products and techniques you are using, gourd tutorials, tips, pictures and more to:

editorgoldengourd@yahoo.com

Mary Bliss - Editor

Living the Gourd Life California Style 2006

October 7— 2nd Annual Iron Gourd Competition at the October Gourd & Pumpkin Festival—Welburn Gourd Farm—Fallbrook, CA

2007

May 5 & 6—MWG&B—Weekend in the Gardens—Quail Botanical Gardens— Encinitas, CA

May 19 & 20 - Greg Leiser Farms Fifth Annual Gourd Art Festival and Gourd Sale, Knights Landing, CA

June 23 & 24— 11th Annual International Gourd Art Festival and CGS Gourd Art Competition — Welburn Gourd Farm—Fallbrook, CA

The newest chapter of the American Gourd Society, the Hawaiian Gourd Society, will hold their first gourd show on June 15-16, 2007, on the big Island of Hawaii near Kona. If you've never been to Hawaii, now is the time! Make this part of a longer visit to the Hawaiian Islands.

You can visit The Hawaii Gourd Society website at:
<http://outtourgourd.net/>

Or

Email: info@outtourgourd.net