

# THE GOLDEN GOURD

THE NEWSLETTER OF THE CALIFORNIA CHAPTER OF THE AMERICAN GOURD SOCIETY


Volume 17, Issue 3

Fall 2015

## The California Gourd Society Gourd Art Competition

Best of Show & Best of Division Advanced  
Robert Swendsen

People's Choice  
Jelena Clay



### More of the Best!

Best of Division Master Joyce Campbell  
Best of Division Intermediate - Patti Fisher  
Best of Division Novice - Carol Becker

*Complete Awards Listing and Pictures start on page 4.*

**Inside this issue:**

California Gourd Society Gourd Art Competition—Best of Show & People's Choice	1
Out Going and Interim President's Message	2-3
CGS Gourd Art Competition Awards Listing	4-5
CGS Competition Pictures and Davis Festival Recap	6-8
CGS 2015/2016 Fundraiser Poster	9
CGS Elections are Coming * Invitation to Attend the Annual Board Meeting	10
7th Annual Yucca Valley Gourd Festival Poster	11
7th Annual Yucca Valley Gourd Festival Class Listing * Membership News	12
Baskets and Gourds Containers of Our Culture VI Conference Poster	13
Baskets and Gourds Containers of Our Culture VI Class Listing	14
The Gourd Glow of the CGS Retreat of 2015 Shined as Bright as our Stars	15-19
Elaine's Gourd Necklace Tutorial	20
Important Dates - First Meeting of the Newest CGS Gourd Group San Joaquin Gourd Artists! * American Gourd Society Annual Board Meeting * Classifieds	21
Fifth Annual National Heirloom Exposition	22-23
Classifieds	24-25
Mission Statement * CGS Board of Directors 2015	26
Editor's Vine * CGS On-Line	27

***Out Going President's Message***

Hello Gourders,

As usual this has been a very busy year. We just finished the Davis Gourd Festival and we had a very good turnout.

I wanted to announce to all of you that I have resigned as president of CGS. I hope to see you at the many events that will take place next year. It was a lot of fun working with you and helping to get people to look at gourds as art not just a snowman or pumpkin. Please keep going to competitions and I hope you remember to enter the California State Fair that we were finally able to get divisions and categories for Gourds.

The Folsom Gourd Artists will keep me busy in the many things that we have planned. I also hope to be able to do more gourds myself.

Thanks for all of your help.  
Barbara Rippetoe

***Interim President's Message***

Greetings fellow gourders,

The last couple months have been a very busy time for our CGS members. Although the State fair and many of the County fairs are over, a few are held in late summer hoping to avoid the hot summer temperatures. Orange County and Los Angeles County are two such fairs. Both of these county fairs sported award winning gourd entries from CGS members.

Did you know that our beautiful State of California is 800 miles tip to tip? No wonder we have more than one festival each year unlike many other smaller states in our nation. This September brought us a flurry of festivals. Due to some rescheduling beyond our control we found ourselves with one festival right after another. But that did not deter anyone from participation.

GourdStock with tie-dyed shirts and all was held at Bates Nut Farm way down South in Valley Center. Four days of classes and vendor booths including some patch member booths received good reviews from attendees. It was a bit too warm especially on Sunday but that did not stop us from having a great time.



The very next week was a fabulous festival at *Davis Ranch* (fruit, vegetable & gourd farmers market) located a few miles Southeast of Sacramento.

(Continued on Page 3)

(Continued on Page 3)

### ***Interim President's Message Continued***

I was so pleased that I was able to attend at least part of this event. The classes were great. I came home with a fish sculpture Hawaiian style taught by Jelena Clay from Hawaii. I was impressed with the support of all the Northern patches. Many patches had their own booth. Keeping a booth "manned" the whole time is always a challenge and I observed fantastic participation by patch members. We had a CGS booth as well and were able to recruit a few new members. Cecile Garrison was there representing the American Gourd Society and signed up quite a few for AGS membership. We are so fortunate this year to have her, the AGS president, as one of our own! I thoroughly enjoyed the time we had chatting together. *There was also a make & take for kids that ran both Saturday and Sunday that seemed to be very popular.* Aaron Bullock organized demonstrations throughout the day that were very informative. And of course one of the main attractions was the CGS Gourd Competition. I would like to thank Barbara Rippetoe for heading that up and keeping us judges on track. A perk for being a judge or a clerk is we were treated by CGS to a lovely dinner after the judging was complete.



Oh, but we were not done yet! The very next week was the all state CGS Retreat at the Highland Springs Resort in Cherry Valley. What an event! There were members from CGS patches up and down the State. It was a four day fun filled event that everyone went away saying how great it was and they could hardly wait until the next one. It was extremely well organized thanks to our chairperson Sherry Hunga-Moore and her team. There were twelve self-paced projects and yet time to work on your own gourds if you so desired. There were demos, swag bags, trading post table, and raffle prizes to die for. The raffle raised \$2,010 which will be used for future CGS retreats. The gourmet meals were healthy and delicious. Spa treatments were available for those interested.

*Everyone brought a "birdhouse" type gourd to donate to the Highland Springs Resort for their kids program. There were three huge boxes of donated gourds! Thank you everyone for bringing a gourd!* Betty Finch shared about Jim Story and his manipulated gourds and the desire to continue the art of gourd manipulation. Toni Best gave us an update on the Baskets and Gourds Containers of our Culture Event in Visalia coming up in April 2016 and encouraged everyone to sign up for classes since they are now posted on the web. Saturday evening's dinner was augmented by entertainer Leila Newell with her husband Jim. She is a member of the San Diego County Gourd Artists. What a show! She is known for creating her own lyrics for well-known songs and she even penned and sang one about gourd artists! That lady could really move for being nearly 80 years old. She had us all laughing. If you missed this retreat, plan to make the next one: you won't be sorry. We're hoping that the next one will be more centrally located for even more participation.



Left: Sherry Hunga-Moore presenting gourds to Jenny Ko

The weekend following the retreat was Gourd Fest 2015 sponsored by the Calabash Club of Silicon Valley. Held at a pumpkin patch, there were vendor booths, demonstrations, make & takes for kids and classes with well-known teachers including Vickie Echols, Kristy Dial and Jelena Clay from Hawaii. So sorry I didn't make it to this event.

There's still one more opportunity to soak in some beautiful gourd art at the 7<sup>th</sup> Annual Yucca Valley Gourd Festival on November 21 & 22 at the Yucca Valley Community Center. There will be kids and adult classes, gourd art displays and sales, face painting and lots of good food. Don't miss it!

Looking forward, it's time to start planning holiday parties and year end brings us to election time. We are hoping for new volunteers to join the Board of Directors. We want more members to get involved in the planning portion of our great organization. Please take time to read the bios on the ballot and vote. The CGS Board values your input.

We are also looking forward to hosting the AGS Board Meeting in April 2016 in conjunction with Baskets and Gourds Containers of our Culture VI in Visalia. The event will also feature our fundraiser raffle. Plan to join us; guaranteed you'll have a good time!

Olive Moore  
CGS President



Myself and Susan Gouig

## CGS Gourd Art Competition Awards Listing September 26-27, 2015

Award Pins were given for 1st, 2nd, 3rd Place.  
Ribbons were awarded for Best of Division, People's Choice, Best of Show and Judges Award.

### SPECIAL CATEGORY IN HONOR OF DAVIS RANCH

Carol Des Voigne     1<sup>st</sup>  
Marilyn Carrico     2<sup>nd</sup>  
Maryland O. Fallon   3<sup>rd</sup>

### YOUTH 1 – 11

Allison Nelson     1<sup>st</sup>

### YOUTH 17 & UNDER

Joel Morgan     1<sup>st</sup>

### NOVICE DIVISION

PYROGRAPHY	Kathy Baker	1 <sup>st</sup>
PAINTED/COLORED	Amelia Castro Emilee Baker Gail Zimmerman	1 <sup>st</sup> 2 <sup>nd</sup> 3 <sup>rd</sup>
BOWLS, VASES OR CONTAINERS	Carol Becker Marilyn Phelps Kimberly Shearer	1 <sup>st</sup> 2 <sup>nd</sup> 3 <sup>rd</sup>

### INTERMEDIATE DIVISION

PYROGRAPHY	Patti Fisher	1 <sup>st</sup>
PAINTED/COLORED	Patti Fisher Amelia Castro Cherie Savory	1 <sup>st</sup> 2 <sup>nd</sup> 3 <sup>rd</sup>
CARVED	Patti Fisher Terrye Temple Debby Rising	1 <sup>st</sup> 2 <sup>nd</sup> 3 <sup>rd</sup>
COILED	Louise Bezark	1 <sup>st</sup>
JEWELRY	Marilyn Phelps	1 <sup>st</sup>
HOLIDAY	Patti Fisher Margie Jordon	1 <sup>st</sup> 2 <sup>nd</sup>
COMBINATION	Colleen Ballard Patti Fisher Christie McRiley	1 <sup>st</sup> 2 <sup>nd</sup> 3 <sup>rd</sup>
DISTINCTIVELY DIFFERENT	Aaron Bullock Martha Haney	1 <sup>st</sup> 2 <sup>nd</sup>
ZENTANGLE®	Patti Fisher	1 <sup>st</sup>

(Continued on Page 5)

(Continued from Page 4)

**ADVANCED DIVISION**

PYROGRAPHY	Olive Moore Barbara Rippetoe	1 <sup>st</sup> 2 <sup>nd</sup>
PAINTED/COLORED	Clarence Schmidt Marilyn Carrico	1 <sup>st</sup> 2 <sup>nd</sup>
CARVED	Olive Moore Aaron Bullock	1 <sup>st</sup> 2 <sup>nd</sup>
FILIGREE OR FRET-WORK	Barbara Cody	2 <sup>nd</sup>
COILED	Marilyn Carrico Maryland O. Fallon	1 <sup>st</sup> 2 <sup>nd</sup>
WALL HANGING/MASKS	Olive Moore	1 <sup>st</sup>
JEWELRY	Barbara Cody	2 <sup>nd</sup>
HOLIDAY	Maryland O. Fallon Clarence Schmidt Barbara Rippetoe	1 <sup>st</sup> 2 <sup>nd</sup> 3 <sup>rd</sup>
COMBINATION	Martha Haney Marilyn Carrico Maryland O. Fallon	1 <sup>st</sup> 2 <sup>nd</sup> 3 <sup>rd</sup>
DISTINCTIVELY DIFFERENT	Robert Swendsen Christie McRiley Martha Haney	1 <sup>st</sup> 2 <sup>nd</sup> 3 <sup>rd</sup>
ZENTANGLE®	Maryland O. Fallon	1 <sup>st</sup>

**MASTERS DIVISION**

PYROGRAPHY	Joyce Campbell Jelena Clay	1 <sup>st</sup> 2 <sup>nd</sup>
CARVED	Joyce Campbell R. Eric Baker Bill Wilson	1 <sup>st</sup> 2 <sup>nd</sup> 3 <sup>rd</sup>
FILIGREE OR FRET-WORK	Joyce Campbell R. Eric Baker Bill Wilson	1 <sup>st</sup> 2 <sup>nd</sup> 3 <sup>rd</sup>
PAINTED/COLORED	Joyce Campbell R. Eric Baker	1 <sup>st</sup> 2 <sup>nd</sup>
GOURD DOLL or SPIRIT FIGURE	Marilyn Carrico Jelena Clay	1 <sup>st</sup> 2 <sup>nd</sup>
HOLIDAY	Joyce Campbell R. Eric Baker	1 <sup>st</sup> 2 <sup>nd</sup>
ZENTANGLE®	Joyce Campbell	1 <sup>st</sup>

(Continued on Page 6)

(Continued from Page 5)

### More CGS Gourd Art Competition Awards

Marilyn Carrico with 2 of her 5 awards



Best of Intermediate Division - Patti Fisher



Best of Novice Division - Carol Baker



Best of Division Master - Joyce Campbell



(Continued on Page 7)

(Continued from Page 6)

### Davis Ranch Gourd Festival 2015

Another great festival and the 3<sup>rd</sup> competition. This year we had 88 entries with many new artists. Our judges were given a difficult job in selecting the best.

We also had the Special Needs children and the Adult Cerebral Palsy that did a splendid job. Folsom Gourd Artists are very proud to furnish supplies so they can show their talents and provide a bright spot in their lives.

There were several patches represented and the Make & Take booth was kept busy both days. The demonstration booth was a center of attraction with Joyce Campbell, James Perry, Olive Moore, Aaron Bullock, a woodcarving demonstration by the California Carvers Guild and the cute 6 years old Allison Nelson.

A new artist Robert Swendsen won Best of Show with his beautiful beaded bowl. Jelena Clay from Hawaii who was one of the teachers won People's Choice. Carol DeVoigne won the Special Davis Ranch Category.

The weather was wonderful and fun was had by all.  
Barbara Rippetoe



Top: Youth Age 5-11

Special Needs Entries

Bottom: Youth Age 12-17

Cerebral Palsy Entries



(Continued on Page 8)

(Continued from page 7)



**Spreading the Gourd Glow!  
Davis Festival**

- Top 1st row left: **Amador County Gourd Artists Booth**
- Top 1st row right: **Gloria Crane -Beaded Quail Class**
- 2nd row left: **East Bay Gourd Patch Booth**
- 2nd row right: **Toni Best -My Cup Runneth Over Class**
- 3rd row left: **Bettie Lake -Doodling Borders Class**
- 3rd row right: **Calabash Club of Silicon Valley Booth**
- Bottom: **Folsom Gourd Artists Booth**

*Pictures submitted by Olive Moore.*



## NOTICE to Regional Patch Leaders...

Please send photographs of your Wreath/Sprays so we may post them on Line!  
Send photos to Mary Bliss email [editorgoldengourd@yahoo.com](mailto:editorgoldengourd@yahoo.com)

Each of the Regional Patch Leaders should have them completed in time for the Gourds and Baskets "Containers of our Culture" Event in Visalia.

\* Wreaths and/or Spays are due on or prior to start of event in Visalia, Friday April 22, 2016.  
We need time to set up the display.

**If unable to meet deadline contact Sue or Sherry to make arrangements!**

\***Susan Gouig** P.O. Box 1186, Healdsburg, CA 95448 {Northern members} [suegg51@yahoo.com](mailto:suegg51@yahoo.com)

\***Sherry Hunga-Moore** 105 S. Hayden Dr. Escondido, CA 92025 {Southern members} [florashm@aol.com](mailto:florashm@aol.com)

### California Gourd Society 2015-2016 Fundraiser

#### Wreath and/or Sprays

WIN Fabulous Gourd Art

"Enter to win" one of 20+ gourd art projects made by members of the CGS



Patches and individual CGS members throughout California will be creating unique art in the form of Wreaths and/or Spays.

The hanging gourd Art will be on display and offered as opportunity drawing prizes at the "Gourds and Baskets: Containers of our Culture" Event in Visalia, California.

**\*They will be raffled off Saturday April 23, 2016 after the dinner and guest speaker.**

This is a 50/50 split with CGS and its members selling the tickets. Members buy the tickets from CGS for 50 cents each and resale them for \$1 each. Your Patch keeps the proceeds, this helps fund your leader's expenses while attending required CGS functions.

CGS proceeds benefit the statewide educational outreach of the California Gourd Society and its Members.

Winners need not be present to win.

Contact any CGS patch to purchase your tickets. Price Per Ticket \$1.00 each.

## CGS Elections are Coming

**CGS is very pleased to announce we will have online voting as an additional option on December 3rd members will receive by email their "Vote of Support Packet".**

You have been emailed your "Nomination Packet" but in case you have missed it you can download it at the website. The link to the website page can be found in the email you received along with the member login information you will need. Once at the website you will find the complete job position descriptions and the duties for each position.

You can also contact each board member currently in that position directly if you have any questions regarding their duties, questions regarding the election process please direct to CGS Secretary Peggy Blessing. Contact information is on page 26 of this issue and at the website on the About Us page:

<http://www.californiagourdsociety.com/About.php>



### CGS is seeking nominations for the following positions:

- President
- Secretary
- Treasurer
- First Vice President
- Director of Southern Programs
- Director at Large
- Webmaster (nonvoting Position)



## An Invitation to Attend the Annual CGS Board Meeting

The California Gourd Society will hold its annual Board Meeting on Saturday, January 9, 2016. Any interested CGS member is invited and encouraged to attend the meeting.



Comfort Suites  
210 E Acequia Avenue  
Visalia, CA 93291

### The agenda will cover such topics as:

- Election for changing officers
- Director of Programs Reports
- Director at Large Reports
- 2015 Retreat Report
- Future Retreats Planning
- Membership Report
- Website and Newsletter Report
- 2016 Budget
- Committee Assignments
- Bylaws Update
- And more...

If you have ideas or suggestions for the agenda, please feel free to contact CGS President Olive Moore at: [president@californiagourdsociety.com](mailto:president@californiagourdsociety.com) or call (909) 982-7790 by December 15, 2015.

7th Annual *Yucca Valley*  
**Gourd Festival**

**Holiday**  
**Magic**



**NOVEMBER 21 & 22**

Gourd Artists and Vendors  
 Sat. 9am-4pm ~ Sun. 10am-2pm

FREE ADMISSION ~ Yucca Valley Community Center  
 57090 29 Palms Hwy Yucca Valley



- ~ Kids & Adult Classes
- ~ Shopping
- ~ Santa Photos
- ~ Face Painting
- ~ Food & Family Fun!



[www.yuccavalleygourdfestival.org](http://www.yuccavalleygourdfestival.org) ~ [www.yuccavalley.org](http://www.yuccavalley.org)

**760-365-6323**



## The Hi-Desert Nature Museum will host FREE children's gourd art classes on Saturday.

Plus Rosario Wilke will be teaching both days of the festival.



The first class is "Southwest Jewel" on Saturday, November 21 from 9:30 am to 4 pm and costs \$65. You will learn the process of carving the faux basket weave technique. Students will use stick and burn to accelerate the design process and glazing to enhance carving details. A faux copper cabochon, copper wire and inlay turquoise beads plus the gourd are provided to add a touch of southwest elegance.

Sunday's gourd art class from 10 am to 2 pm, will demonstrate the engineering and construction of a "Kachina Doll". Along with all the general gourd tips you will get from your instructor, you will learn wood burning, gourd sizing, proportion, and color. Students will talk about glues, adhesives, and different finishes. You will learn how to attach the feathers and copper cones with the horse hair. Also you will design and attach the turquoise necklace, along with the turquoise/copper pendant, and for the southwest flavor will be adding the leather embellishment, all of which enhance your Kachina doll's finished beauty. The last step in this exciting project is to mount your beautiful work of art on its wooden presentation stand.

Call Festival chairman Jennifer at 760-567-9404 to register for adult classes.



## CGS Membership News



CGS membership dues are \$20 a year based on a calendar year January 1- December 31

CGS Website <http://www.californiagourdsociety.com> click Join Us.

Some of the Benefits of Membership:

- **The Golden Gourd Newsletter** (electronic only) highlights artists, festival classes, tells where CGS is participating in festivals, competitions and related events, tutorials, advertisements for gourd-related services and products.
- Eligibility to serve on CGS Board.
- Opportunity to be trained and certified as an American Gourd Society judge.
- Participate in occasional members-only State-wide events (retreats or conferences)

**You will receive a Welcome Letter and CGS Membership Card**

Family/Household Membership is available and can consist of a: husband/wife, mother/daughter, father/daughter, roommates, etc. residing at the same address. This package includes only one membership card, and one email address that is shared by all at the address. Youth - 15 are always free.

***Tip: Take and keep a photo of your CGS Membership Card with your phone.***

Please direct all questions regarding membership or dues to Membership VP JoAnn Clark by email at: [b4gourds@yahoo.com](mailto:b4gourds@yahoo.com) or phone (760) 749-9410.

## Baskets and Gourds Containers of Our Culture VI



**Elks Lodge  
Mill Creek Conference Center  
Visalia, California  
Opening Reception April 22 – Arts Visalia  
Classes April 23 & 24, 2016**

Sponsored by Tulare-Sequoia Gourd Patch and the California Gourd Society

**Baskets and Gourds Containers of Our Culture VI  
Classes-April 23 & 24, 2016**

*All classes are \$65.00 plus Materials & Preparation Fees (M&P Fees) unless stated otherwise.  
When paying with **PayPal only** please add \$1.50 to your M&P Fees before.*

**SATURDAY CLASSES 9:00 am - 4:00 pm**

\*Pictured on page 13

**#101 Four Fold Mesh Basket**

Instructor: Lanny Bergner - (M&P Fees): \$55

**#102 Harvest Pouch**

Instructor: Jo Campbell - (M&P Fees): \$95 Intermediate

**#103 Closed Coiling Dragonfly Pot**

Instructor: Gloria Crane -(M&P Fees): \$40

**#104 Gourd Southwest & Gecko Design**

Instructor: Maria Dellos - (M&P Fees): \$95

**#105 Trio of Masks**

Instructor: Kristy Dial - M&P Fees): \$40

**#106 Basic Power Carving\* **Class Full****

Instructor: Bonnie Gibson - (M&P Fees): \$5

Bring a cleaned, cut, thick gourd ready for carving.

GOURDS NOT PROVIDED

**#107 Butterfly Dipper**

Instructor: Cookie Hanson - (M&P Fees): \$20

**#108 Willow Bark Basket Pouch\***

Instructor: Margaret Mathewson -(M&P Fees): \$25

**#109 A Little Twist**

Instructor: Marilyn Moore - (M&P Fees): \$100

**#110 3D Poppies**

Instructor: Olive Moore - (M&P Fees): \$15

**#111 Cedar in Color**

Instructor: Polly Adams Sutton - (M&P Fees): \$82

Advanced

**#112 Gourd Masks**

Instructor: Don Weeke - (M&P Fees): \$35

**#113 Woven Wine Jug**

Instructor: Jennifer Wool - (M&P Fees): \$45

Intermediate

**#114 Bling**

Instructor: Judy Zugish -(M&P Fees): \$85 Intermediate

**SUNDAY CLASSES 9:00 am - 4:00 pm**

**#201 Four Fold Mesh Basket**

Instructor: Lanny Bergner - (M&P Fees): \$55

**#202 In and Out\***

Instructor: Toni Best - (M&P Fees): \$25

**# 203 Branching Out**

Instructor: Jo Campbell-Amsler - (M&P Fees): \$98

**#204 Spirit Maiden**

Instructor: Gloria Crane - (M&P Fees): \$40

**#205 Sunday –Gourd Jewelry Pendant and Earrings**

Instructor: Maria Dellos - (M&P Fees): \$95

**# 206 Dream Catcher**

Instructor: Kristy Dial - (M&P Fees): \$30

**# 207 Filigree/Fancy Filigree Carving **Class Full****

Instructor: Bonnie Gibson - (M&P Fees): \$2

Bring a cleaned, cut, thick gourd ready for carving.

GOURDS NOT PROVIDED

**#208 Two For the Price of One Minis**

Instructor: Cookie Hanson - (M&P Fees): \$20

**#209 Willow Bark Basket Pouch\***

Instructor: Margaret Mathewson - (M&P Fees): \$25

**#210 Beading on Gourd\***

Instructor: Sam McKinney - (M&P Fees): \$40

**#211 Take Flight Pendant**

Instructor: Marilyn Moore - (M&P Fees): \$90

**#212 Waves on Cedar\***

Instructor: Polly Adams Sutton - (M&P Fees): \$72

**#213 Woven Center Gourd**

Instructor: Don Weeke - (M&P Fees): \$35

**#214 Flower Gathering Basket**

Instructor: Jennifer Wool - (M&P Fees): \$45

**#215 Illuminate**

Instructor: Judy Zugish - (M&P Fees): \$65

Complete event details are at the website: <http://www.californiagourdsociety.com/Event-April.html> where you can view, download or print the full color brochure and pay with PayPal. The brochure covers everything Hotel, Teachers' Art Exhibit, Silent Auction, Artisans, Vendors, Classes, Teachers' Marketplace and Reception, Buffet Dinner and Keynote Speaker, CGS Fundraiser Drawing and BGCoc Silent Auction.

## **The Gourd Glow of the CGS Retreat of 2015 Shined as Bright as our Stars**

Written by Donna Rositani

That glow you see and feel, that's CGS members after attending this year's CGS Member Retreat. The four day retreat was held October 1<sup>st</sup> thru October 4<sup>th</sup> at the Highland Springs Resort in Cherry Valley, CA . Everyone agreed that this was one of the best planned and well organized and thought out events CGS has done in many years!

Can you imagine the behind the scenes preparation and work to make this all come together? Our volunteers had to come up with a project, then buy the items needed for the project and finely putting together 77 kits one for each attendee. Did I mention there were 12 kits for each? Not to mention putting all the welcome bags together. The kits and projects were designed by Olive Moore, Elaine Linton, Stacy Day, Sherry Hunga-Moore, Sandra Heidlebaugh, JoAnn Clark, Vickie Hunga-Murphy, Sue Gouig and Christina Chrvia. Mary Bliss did the reservations for our accommodations. Vickie Martinez managed the Spa reservations. Mary Bliss, Sue Gouig and Olive Moore handled the raffle. A big thanks go to Kelly Delp, Stacy Day, Sherry Hunga-Moore, Vickie Martinez, Stacy Day and Olive Moore for cutting and cleaning many gourds for some of the projects. Not to mention their husbands and friends that assisted.



The Retreat Committee, (pictured Pumpkin Court) consisted of: Vickie Martinez, Olive Moore, Stacy Day, Sue Gouig, Sherry Hunga-Moore, and Mary Bliss. Other members also came early and volunteered to help with all the jobs included Patti Wolinski, Vickie Hunga-Murphy, Mary Lou Linton, Georgette Maffei, Donna Rositani, Kellie Delp, JoAnn Clark plus a few that jumped right in.

Tables had to be covered in our play room, signs and posters and decorations put up on the walls. The electrical cords strung to all the tables and taped down, spaces marked on each space (so we all kept our things in our area without encroaching). Then there was last minute items donated that had to be added to the bags... 77 Swag bags, mass assembly, not an easy job.

Upon arrival each attendee was given a keepsake album. Inside was a map of the grounds for those wanting to enjoy a nature walk, a retreat agenda so you didn't miss a thing, the meal menu to entice our appetites, and for those wanting to pamper themselves with some quality "me time" the Spa Menu ( ahhh). Additionally each album held color photos of our twelve gourd kits with instructions. Thank you Stacy. But there were more patterns, tips and tricks for gourdng, ideas for future projects and lastly recipes (we do love to eat)! We were all given a handmade name tag with the tiniest handmade flowers and other tiny adornments made by Christina Chrvia.



*(Continued on Page 16)*

*(Continued from Page 15)*

We had a large spacious play room that was decorated with fall themes plus numerous samples of the projects eloquently displayed. I am talking not just one sample but several, each different to inspire and motivate us. The creative juices were flowing! We were licking our lips and rubbing our hands together excited to open our generous welcome bags with all the kits ready for us to assemble and decorated in our own style and using our imaginations plus there were miscellaneous items to be used or not. Besides the welcome bags we were also given a bag with donations from other members including feathers, beads, sewing kit, candy, band aids, q tips, glue gun and glue sticks and many, many other items. The Gourd Fairies were dancing in my head as I was looking and oohing and ahhhing at all the generous things. I was in Gourd Heaven!

The garden park area had covered spaces with tables, chairs, lights and electricity for individual "pop up workshops", carving, sawing or anything else to be courteous of our fellow gourders and keep the dust etc. outside so the breathing quality remained good in our play room.

We had a raffle with generous donations from CGS and our fellow gourders. There were tools, finished gourds, jewelry, containers, goodies baskets, gift cards, and memberships to CGS & AGS, luggage, raw gourds and many more things. Together we raised \$2010.00 all the proceeds will go to help fund our next retreat. I for one, can't wait!



**Our thanks to all of you for your generous donations and support.**  
 Barbara McDermott \* Bette & Dave Loomis \* Camille King \* CGS \* Charlene Smith \* Cheryl Brion \* Chris Garcia \* Christina Chrvia \* Colleen Kyffin \* Diana Lopez \* Donna Rositani \* Elsie Cogswell \* Gail Bishop \* Gene Mayer \* Jackie Corrigan \* Jewell Nagel \* JoAnn Clark \* Judy Ascheman \* Karen Hibdon \* Kathryn Weber \* Kay Byrne \* Kellie Delp \* Leslie & Maxine Hargrove \* Libbi Salvo \* Mary Bliss \* Olive Moore \* Pam Argo \* San Diego County Gourd Artists \* Sherry Hunga-Moore \* Sioux George \* Sue Gouig \* Silvia Nelson \* Teresa Zanaboni \* Toni Best \* Vickie Martinez \* YaYa Comas



*(Continued on Page 17)*



(Continued from Page 16)

On a final note, we all left happy, with wonderful projects, many new ideas for new projects, and new friends for all. Did I mention we had members from 13 patches. All of us were thankful and appreciative to the CGS board for voting to sponsor the retreat and also for providing start up funding for the kits and raffle. We want to thank ALL the workers, but especially those behind the scene, working months in advance to make this a success. And to all the attendees for their generosity and embracing the free flowing retreat format. More pictures from the retreat on pages 18 and 19.



The Tulare-Sequoia gourd patch had 6 out of 16 members attend the CGS retreat at Highland Springs Resort. This was a fabulous time spent with old and new friends. All of us really enjoyed being able to set our own pace - there were twelve different craft kits. We each chose which and when we would work on them. There was time to walk, read, and work on our own art. This was a fabulous weekend. We all appreciated the work that went into creating it and making us feel welcome. WELL DONE!

Toni Best  
Patch Leader Tulare-Sequoia Gourd Patch

Pictured

Top - Tulare Gourd Artists

Center-Ventura County Gourd Artists

Bottom- Folsom Gourd Group



(Continued on Page 18)

(Continued from Page 17)

### More Gourding Good Times at the CGS Retreat



(Continued on Page 19)

(Continued from Page 20)



California Gourd Society Retreat at the Highland Springs Resort  
Cherry Valley, California 92223  
Saturday October 3, 2015



Susan Sullivan served as our Official Retreat Photographer and took the retreat pictures you've see in this issue. You can see more at the website [http://www.californiagourdsociety.com/CGS\\_Retreat\\_2015.php](http://www.californiagourdsociety.com/CGS_Retreat_2015.php) there is also some video of our entrainment provided by Leila Newell, or you can watch it directly on YouTube with this link <https://youtu.be/rAJtARQqC20> please note the (.) in the YouTube link is correct, just copy and paste into your browser.

If you still would like to see more pictures other attendees also posted pictures on Facebook.

Our page is <https://www.facebook.com/media/set/?set=a.1683738438511071.1073741830.1443536225864628&type=3> and the SDCGA page <https://www.facebook.com/media/set/?set=a.1088717891153535.1073741868.189483414410325&type=3> both have some.

# Elaine's Gourd Necklace

Designed by Elaine Linton



## Supply List

### Items Provided

- Gourd Shard
- Faux Turquoise Stone
- Chain
- Waxed Linen
- Two Silver Beads
- Two Charms
- Super Glue

### Items to Bring

- Wood Burner
- Carver
- Paint or Ink dye your color choice.


I would like to thank Elaine Linton for her support of the Golden Gourd Newsletter and to CGS. Elaine has given permission for CGS to reprint this lovely gourd necklace tutorial "Elaine's Gourd Necklace". Some of you may recognize it if you attended this years CGS Retreat, it was one of the kits that you received.

## Project Steps:

1. Place the stone on the shard and using pencil draw around the stone.



2. Carve out inside the pencil marks to inlay the stone and wood-burn your design on the shard.



3. Color the shard (paint or ink dye). Varnish and let dry.



4. Pull the waxed linen through one silver bead. Pull both ends of the waxed linen thru the turquoise stone from the top to bottom leaving the silver bead on the stone. Super glue stone to the shard. Super glue jewelry bail to the back of your shard.



5. Attach your Charms and add chain.



**Please Welcome the Newest  
CGS Gourd Group  
the  
San Joaquin Gourd Artists!**



**Eric Baker**  
(209) 481-3815  
bakerpyrography@yahoo.com  
First meeting will be January 7, 2016  
Lodi Community Art Center Gallery/Studio  
110 W. Pine Street  
Lodi, CA  
6:00 pm - 8:00 pm



**American Gourd Society Annual Board Meeting**  
*Baskets & Gourds Containers  
of Our Culture Conference*

Visalia, CA

**Date: Saturday April 23, 2016**  
**Time: 12:00-1:00 pm**  
**Where: Lamp Liter Inn - In the Lounge**

Take a lunch break and join the meeting.  
A Silent Auction will be conducted in the lounge from  
11:00-1:30. Get your free raffle ticket to win a great gift!

**Craft Leather for Sale**

“Get Creative with Leather”



Various colors, sizes, textures and prices.  
Use on gourd art, dream catchers, purses,  
arts/crafts, and other fun projects.

Contact JoAnn Clark  
b4gourds@yahoo.com  
Phone: 760 749-9410

**Easily Clean the Inside of Your Gourds  
in Just Seconds Instead of Hours!**

*“I love the gourd cleaning ball. I have used many, many tools  
from hand sanding, paint strippers, gourd wands, and genies. I  
have found the Easy Cleaner Ball to be my favorite and use it all  
the time now.” - Dianne Connelly, artist and instructor*



The Easy Cleaner Ball has a durable,  
gravel-like surface that removes even the  
most stubborn dried gourd pulp in seconds  
flat! Choose from 4 sizes and 2 grit options  
(coarse and fine).

Simply attach the ball to your electric hand  
drill and the spinning action of the drill does  
all the work!

- Guaranteed built to last
- Clean out any size gourd
- Comes in coarse and fine grit with long or short shafts
- Fits any standard drill
- Shaft extenders are available




Open Mon-Fri 10am - 4pm PST



Shop Online: [www.WelburnGourdFarm.com](http://www.WelburnGourdFarm.com)  
Or Call Us: 1-760-728-4271

## Fifth Annual National Heirloom Exposition

Written by Betty Finch



Hard-shell gourds were well represented at the Fifth Annual National Heirloom Exposition held at the Sonoma County Fairgrounds in Santa Rosa, California September 8 - 10. With over 300 farm and garden related vendors, the expo features every imaginable vegetable and gardening related item. The admission included an opportunity to listen to your choice of more than 100 speakers covering a wide variety of topics. It was a great opportunity to learn the latest facts about genetically modified organisms. On display were art exhibits, rare poultry and livestock, heirloom produce, and more. An interesting variety of musicians entertained the crowds. The excitement included a giant pumpkin weigh-off and free food tasting. Where else can you taste watermelon with yellow flesh? Where else can you sample rare fruit like jujubes, autumn olives, passion fruit, and other oddities you didn't even know existed. When you find something you like the experts are there with advice on how to grow each fruit tree and where the plants can be obtained.

Among the exhibitors of interest to gourd crafters was an individual who etched intricate designs in growing gourds. Also represented at the exhibit was the renowned gourd grower, Leonardo Urea of Hudson Wineries. Leonardo is well-known for growing giant produce including vegetables, pumpkins, and gourds. Leonardo gifted seeds from a 195 pound bushel gourd, a 140 pound giant pear gourd and a 127 inch Long Gourd to one lucky individual. Leonardo tied one of his giant Long Gourds in a knot for the 2013 Heirloom Expo, the spectacular tied gourd can be seen on display at the Petaluma Seed Bank in Petaluma, CA.

(Continued on Page 23)

(Continued from Page 22)



Our own California Gourd Society member, Betty Finch's display of gourd sculptures depicted a dog show with 8 different breeds of life-sized dogs, a cat lady with her cats & kittens, and a ballerina on a galloping horse. Busloads of school children viewed the exhibit. Betty provided the children with a bin of touchable gourds to feel and a pair of gourd bird marionettes to play with. She offered everyone free gourd seeds, gave information on growing and manipulating gourds, and encouraged interested adults to join the American Gourd

Society and the California Gourd Society. Betty made it easy for them by providing a large sign with the CGS and AGS websites which she invited them to photograph with their cell phones.

Heirloom Expo is sponsored by Baker Creek Heirloom Seeds, Mother Earth News, and Whole Foods Market. The Petaluma Seed Bank is also instrumental in making this fantastic event happen. If you can be in Northern California in September 2016 this gardening and whole foods event is well worth attending. More information can be found on their website at: [theheirloomexpo.com](http://theheirloomexpo.com)

## PHOTOS

*Page 22 Top* - A huge pile of gourds and squash at Heirloom Expo.

*Page 23 Top* - Betty Finch's gourd sculpture exhibit.

*Page 23 Right* - Renowned gourd grower, Leonardo Urea, posing with Betty Finch's gourd sculptures.



# Featuring the only power tools designed expressly for gourds!

We have created these tools for you – the gourd artist

**New**

variable speed power supply!

We have created these tools for you: the gourd artist

The Gourd Saw #7001

The Gourd Drill #70002

Gourd Sander 70006

The Gourd Tool Kit #70011



- Quiet
- High speed
- Easy to maneuver
- Convenient on/off switch
- Light weight
- Fits a woman's hand comfortably
- Works with multiple power sources.
- Adaptable to other gourd crafting accessories
- Rounded ball foot for line of site access.



Our Gourd Saw is quickly becoming the most popular jigsaw for cutting gourds!



Our miniature power tools fit comfortably in your hand



Order online with our secure shopping cart  
Check out our website for more gourd crafting tools, books and supplies  
[www.caning.com](http://www.caning.com)

## The Caning Shop

926 Gilman St • Berkeley, CA 94710

FREE CATALOG • 1-800-544-3373

# Sawdust Connection

## "The Pyrography Specialists!"

Serving you since 1999

### Razertip Systems, Pens & Accessories

~ Home Of The Original Pyrography Starter Kits ~



#### PROXXON

Mini Saws, Starter Kits, Blades & Transformers

RAZAIRE 530

Dust Collection System, Filters & Accessories

#### FOREDOM

Flexible Shaft, Portable & High Speed Micromotor Tool, Starter Kits, Burs & Accessories

Dye Ink & Starter Kits  
Applicators ~ Brushes  
And Much More!!!

Check Our Website For A Complete List Of Gourd, Pyrography & Craft Supplies & Tools!

Gourd & Pyrographic Art  
Free Online Gourd & Pyrography Tutorials



[www.GourdSupplies.com](http://www.GourdSupplies.com)  
[www.pyrography-gourd-art.blogspot.com](http://www.pyrography-gourd-art.blogspot.com)  
505-506-3558


Nedra@GourdSupplies.com



# Gourd Art Workshops with Joyce Campbell Every Mon and Sat in Lotus, Ca. 95651




*Workshops include*  
*Personal instruction on*  
*your own project*  
*Power & specialty tools*  
*Gourd & pattern books*  
*Pigments and dyes*  
*Embellishments*  
*Art supplies*  
*Raw gourds available or*  
*bring your own to class*  
**\$35 10-4 pm**  
*25 yrs experience with gourds*



*google Joyce Campbell gourds for more information*  
*JoyceCampbellgourds@gmail.com 530-334-0964*

## Your Premier Source for Quality Organic Gourds, Tools, and Supplies!

**Get This Guide FREE  
On Our Web Site!**



**Plus Get FREE  
Video Tutorials!**



"Your gourds are by far the best available, and your customer service is outstanding! I would not buy from anyone else. The high quality of your gourds makes them a joy to work with, and each of my customers has been thrilled! Thanks so much!!" - Cathy Whitehead, RI

For all of your gourd crafting needs, Welburn Gourd Farm has you covered! Visit our web site for organic thick-shelled gourds, FREE video tutorials, FREE Beginner's Guide to Gourd Crafting, DVD's, special offers, tools, supplies, and so much more!


"I received both boxes of gourds I ordered right on time. I love getting the cleaned gourds. Your service is perfect and I love the specials! Thanks again." Carrie, Channel Islands, CA



Happy customers picking their gourds

**Shop Our NEW Low-Priced Gourds!**

"I love the new low-priced gourds!! ...the Welburn 'standard quality' gourds are better than other farms' high quality ones!" - Jan Bollins, CT




Art by  
Christy Barajas

Our **Standard Quality Gourds** arrive **CLEANED**, and they are **40%-60% cheaper** than our Premium Quality Gourds!

Shown left, a 'standard quality' gourd was used to create this beautiful pot with ginkgo leaves. The minor shell blemishes are concealed with the use of **Cordovan GourdMaster™ Transparent Acrylic** (which is still transparent but has a heavier pigment load and thus gives better coverage than GourdMaster™ Ink Dyes).



On the Web: [www.WelburnGourdFarm.com](http://www.WelburnGourdFarm.com)  
Call 1-760-728-4271 Open Mon-Fri 10am-4pm PST



## California Gourd Society MISSION STATEMENT



To promote the horticulture, crafting and appreciation of the hard-shelled gourds (*Lagenaria Siceraria*) by providing charitable and educational activities to members of the society, growers, artists, crafters, business people and the public through community support and education.

### CGS BOARD of DIRECTORS 2015

New Terms start at the end of the January 2016 Board Meeting

**President** - Term October 2015 - Jan 2016

Olive Moore                      president@californiagourdsociety.com                      (909) 982-7790

**First Vice President** -Term 2014 - Jan 2016

Janet Greene                      sangeeta\_k@icloud.com                      (530) 713-3403

**Secretary** -Term October 2015 - Jan 2016

Peggy Blessing                      secretary@californiagourdsociety.com                      (858) 292-9219

**Treasurer**-Term 2009 - Jan 2016

Christina Chrivia                      krisytina@cox.net                      (619) 890-1637

**VP Membership**-Term 2009 - Jan 2016

JoAnn Clark                      b4gourds@yahoo.com                      (760) 749-9410

**Director of Northern Programs** -Term 2012 - Jan 2016

Susan Gouig                      suegg51@yahoo.com                      (707) 433-9162

**Director of Southern Programs** -Term 2009 - Jan 2016

Sherry Hunga-Moore                      florashm@aol.com                      (760) 781-3311

**Directors at Large** -#1 Term 2014 - Jan 2017, #2 Term 2013 - Jan 2016

#1 Pamela Argo                      Pamela@r72.com                      (916) 642-6947

#2 Susan Sullivan                      Gourdgeek@gmail.com                      (714) 997-4482

The Editor's Vine

Hello,

Wow this has been one of the hardest issues for me to get done, so many pictures and moments to choose from. Please be sure to visit the Galleries at the website many more pictures to see there.

I would like to thank everyone that helps with the copy, pictures and ad support of the Golden Gourd Newsletter. Without your support we could not have this newsletter. A very special thank you to Olive Moore for doing a great job proof reading for me.

If you do find an error please send me an email and I will correct the archive copy and print a correction in the next issue. Please note my email address and add to your address book:  
editorgoldengourd@californiagourdsociety.com


For the most current gourd related information please visit the California Gourd Society website [www.californiagourdsociety.com](http://www.californiagourdsociety.com) it is updated regularly.

Remember this is "YOUR" newsletter. If you have anything you would like to have in the next issue please forward to me. Maybe you attended a recent festival, made something new or tried a new product?

Also now is the time to start thinking about your 2016 events. The box on the right has the current ad rates per issue and the deadline dates. The newsletter is usually emailed a month later. CGS also sends "Shout Outs on a fairly regular basis, they are a great resource for those surprise events that don't make the newsletter.

New members especially are encouraged to visit the "Members Only" section at our website. There you will find all past issues of the Golden Gourd, tutorials and more. And for those of you that like a more INTERACTIVE social network you can LIKE us on our **Face Book page**. And when you're ready to start your holiday shopping with Amazon Smile please start your shopping through the CGS link at: <http://smile.amazon.com/ch/91-2054131>

Thank you for your continuing support!  
Mary Bliss -Editor Golden Gourd



**Electronic Newsletter**  
**Article/Ad Deadlines - 2016**

Winter 15/16.....	January 31, 2016
Spring.....	April 15, 2016
Summer .....	July 15, 2016
Fall .....	October 15, 2016

**Ad Rates - 2016**

Half Page \$25  
3" X 3" \$15

**Business Card (members only) \$5**

The editor reserves the right to edit any submissions for content and consistency.  
All contents copyright © California Gourd Society 1997— 2015  
Golden Gourd Newsletter Annual Cost \$2,400.00

111315



CGS On-Line

- **CGS Website** - <http://www.californiagourdsociety.com>
- **CGS Amazon Smile** - <http://smile.amazon.com/ch/91-2054131>
- **CGS Facebook Page** - <https://www.facebook.com/pages/California-Gourd-Society/1443536225864628>
- **CGS Logo Printing** - <http://www.cafepress.com/cagourdsociety>