

# THE GOLDEN GOURD

THE NEWSLETTER OF THE CALIFORNIA CHAPTER OF THE AMERICAN GOURD SOCIETY

Volume 14, Issue 1

Spring 2012

## Growing Your Own Gourds – what fun!

The best part is seeing the first baby gourd hidden behind that beautiful female blossom. But it all starts way before that.

I save seeds from my favorite thick shelled gourds all year long. They are placed in a baggie with the description and size. So when it's time to start planting I have way more seeds than I could possibly plant. It's too hard to decide which ones to choose so I always "over sprout"! I end up giving plants to anyone and everyone that will take any. This year besides fellow patch members I convinced my dog groomer he should grow some and my housekeeper as well. I tried to get my neighbor to take some but she said she just enjoys watching the ones that come over the fence on her side!

I'm not a serious gourd farmer. I only have a few spots in our back yard to plant. My husband, Art, made a trellis in one area and some grow along the block wall. The ones that seem to do the best are in a planter in front of our garage window.

We always had a large garden when I was a kid and my dad took planting very seriously. He planted by the fazes of the moon. Above ground crops with inside seeds are to be planted between the first quarter and full moon. Who knows if it really makes any difference but it can't hurt! So in March that's when I start my seeds since I live in Southern California. I lay them out on wet paper towels in a jelly roll pan and cover them with plastic wrap. Then I put them on a heating pad on low for 24 hours. Some may even begin to sprout in that short time.

Then into peat pots they go. Smaller seeds I put four to a pot but larger seeds I only put two or three to a pot. I like to use peat pots because gourds do not like their roots disturbed and when it comes time to put them in the ground you just put them in pot and all. Also I make sure that the pots are always moist and never dry out.



*My biggest gourd in last year's crop*



*Above: Seedlings popping up in peat pots.*



Art made a couple hot houses with PVC pipe and clear plastic just the size of my tables. He also put casters on the tables so I can roll the plants out into the sun in the morning and back into the garage when the temperatures dip pretty low in the evening.

*Pictured Left*

*Hot house made with PVC pipe. Rolling table allows plants to be rolled inside the garage in the evening and back out into the sun each morning.*

*(Continued on page 4)*

Inside this issue:	
Growing Your Own Gourds	1
President's Message	2
10th Annual Gourd Art Festival - Channel Islands Gourd Society	3
Growing Your Own Gourds (continued) *	4
GourdStock Gourd Class Listing	5-6
GourdStock Vendor Deals -Special Offer for Patches and Members * In Memory-Charlie McInturff	7
So You Want to Win a Blue Ribbon	8-9
Call to Artists: Fourth Annual Northern California Gourd Art Competition – 2012	10
Leiser Gourd Farm Pre Festival Classes	11-13
How To Package Your Mailed Entry	13
10th Annual Greg Leiser Farms Gourd Art Festival and Gourd Sale	14
And the CGS Basket Winner's Are	15-18
Review: Baskets and Gourds – Containers of Our Culture	19-20
Artzy Gurlz-Mixed Media Retreat II	21
CGS Board of Directors * Editor Message * Mission Statement	22
Classifieds	23-24
Board of Directors Meeting Highlights - January 21, 2012	26-27
CGS Membership Form 2012 * CALIFORNIA GOURD SOCIETY COMPETITION MAY 2012 ENTRY FORM * Golden Gourd Newsletter Ad Rates and Contact Information 2012	28

**President's Message**

Greetings Gourders

Things have certainly been busy for CGS. At the annual Patch Leader's meeting prior to the Gourd and Basket show in Visalia there was lots of sharing and lots of laughs. Sherry Hunga-Moore was in charge of the three day event. She is a wonderful asset to CGS and kept the 20+ group on track. We shared information, worked on a project, raffled off Larry Mac's personal collection, distributed Patch Leader's manuals, discussed our next fundraiser for 2014 and ate lots of good food, among other things. Check with your Patch leader to find out all about the meeting. We also discussed job descriptions for the CGS board. The Board is always looking for volunteers to step into new positions. INTERESTED?

And speaking of volunteers, the Director of Northern Programs had to step down for health and family reasons but fortunately for CGS Sue Gouig from the Z Gourd Miner Patch in Folsom/Sacramento stepped up to take over that position. Barbara Rippetoe, also from the Z Gourd Miner patch has volunteered to be Vice President. Carol DesVoigne, also from the Z Gourd Miner patch has volunteered to help with the coupons you receive after you renew your membership. CGS thanks you all!

Don Weeke talked about creativity at the dinner at the Gourd and Basket Show. Our Basket fundraiser showed off the creativity of the California Gourd Society members. The 21 baskets full of gourds that 18 patches (and the board of directors) provided for the raffle Saturday night were truly amazing. The sale of tickets brought in over \$2400 to CGS and \$1400 to individual Patches.

I visited the Calabash Gourd Patch in Northern California in April and met some new people. It is an active and fun group. I know I say this all the time, but visiting Patches is certainly a highlight of this job for me. I raffled off one of Larry Mac's gourds (still have a few to bring with me when I come to your patch). Calabash was working on gourds for the Basket fundraiser and planning their upcoming Festival in October. On October 6<sup>th</sup> and 7<sup>th</sup> the group will sponsor a Festival at Uesugi Farms in Morgan Hill with classes, vendors and exhibits. Check it out, they are pretty excited.



The newly designed website [www.californiagourdsociety.com](http://www.californiagourdsociety.com) will be up and running by the time you get this newsletter. Check it out! Thanks to Diane Pavey and Betsy Kritzon, our new web mistresses for months of work. And thanks to Peggy Blessing and Betsy Roberts who were part of the Committee who put it all together. Ask your Patch leader to share what she learned about it at the Patch Leader's meeting.

My thanks to all the patch leaders who came to the Patch Leader's meeting, to all the members who provided gourds for the Baskets, to those Patch leaders who couldn't make the meeting but who work hard to run their patches and share themselves and to all of you who make the California Gourd Society the amazing organization that it is.

*Sylvia Nelson*



# 10th Annual Gourd Art Festival

*Beautiful Gourd Art For Sale  
By the Channel Islands Gourd Society  
You won't believe your eyes!*

**Fabulous gourd art on display  
Demonstrations hourly  
Gourd Art Raffle  
On-going Children's Gourd Class  
On-site food available**

**Don't miss the  
Gourd Hat Parade  
at 2:00**

**Entertainment by  
Santa Clara  
River Bottom Boys  
11:00 to 1:00**

**Saturday, June 2, 2012 10:00 to 4:00  
Rancho Santa Rosa Club House  
11701 E. Las Posas Road, Santa Rosa Valley**

**For more info contact Elsie Cogswell (805)491.5846  
or [ElsieCogs@verizon.net](mailto:ElsieCogs@verizon.net)**

(Continued from page 1)

In about four weeks they are ready to put in the ground. We have already prepared the ground at least a month prior to planting by digging a hole about eighteen inches in diameter and eighteen inches to two feet deep. We make a trip to a local farm and get well aged, dry manure and put about five inches in the bottom of the hole followed by fresh planting soil. That way the plants are well established by the time the roots reach the fertilizer and are ready for more nourishment.

I find that once the plants are in the ground they stay the same size for a couple weeks. That's because the root system is growing. But once the plants begin to grow – watch out! It seems like you can almost watch them grow.

I've read a lot about growing gourds on the Internet and books. The book I found most helpful was Ginger Summit's book "Gourds in Your Garden". It's well worth reading.



*Bubblers instead of sprinklers.*

Once the vines get ten to twelve feet long, I snip the end off, which causes the female secondary vines to form and flourish.

The blossoms open around dusk and wither the following morning once the hot sun hits them. So there's a short period of time that the female blossom can be pollinated. I have solar lanterns by my plants to attract the night flying moths, which do the pollinating. However, I just can't trust them to do the job so I help them out. Every evening I go out with my little paint brush and gather pollen from a male blossom and dust the female blossom. It's just part of the fun of growing your own gourds. Yes, people will make fun of you – it's OK. It's worth it!

Then comes the exciting part – the baby gourds! If you're like me and plant seeds from my favorite gourds, you may be surprised when that baby gourd appears. It may not look anything like the gourd from which you took the seeds - the reason being that the shape of the gourd is determined by the male blossom that pollinated that original gourd. But that's just part of the fun.

This is my fifth year of growing my own gourds. I find it so fulfilling. And each piece of art that I create from one that I've grown myself seems to be a little extra special. If you haven't grown your own gourds yet, give it a try. It's easy and lots of fun.


*Olive Moore*

As my gourd plants grow I make sure they're getting plenty of water. I have changed my sprinkler heads to bubblers so the water doesn't spray all over the leaves and the soaking is more concentrated.

Every few weeks I give them some fertilizer starting out with one that is a general 10-10-10. However, once the plants are vining and producing flowers I switch to one low in nitrogen. I found that I like Liquinox "Bloom", a 0-10-10, which promotes flowering.



Last years plants 4 weeks after peat pots were set in the ground.



My first crop of gourds. I hung them all on wires from the

**GourdStock Gourd Classes**  
**June 29—July 1, 2012**  
**Bates Nut Farm - Valley Center, CA 92082**

**Friday June 29<sup>th</sup> Classes**



**#101 Ancient Vessel**  
 Instructor: Olive Moore  
 Class fee: \$60.00  
 8:30 to 4:00



**#102 Woven Center Gourd**  
 Instructor: Don Weeke  
 Class Fee: \$65.00  
 9:00 to 4:00



**# 103 WAVY RAFFIA**  
 extreme pine needle shaping.  
 Instructor: Vickie Echols  
 Class fee: \$65.00  
 9:00 to 3:00



**#104 Thunder Drum**  
 Instructor: Ron Swank  
 Class Fee: \$65.00  
 8:30 to 12:00



**# 105 Mini Rainstick 1/2 Day class**  
 Instructor: Barbara McDermott  
 Class fee: \$40.00 9:00 to 12:00

**#106 Mini Rainstick 1/2 Day class**  
 Instructor: Barbara McDermott  
 Class fee: \$40.00 1:00 to 4:00

**Friday June 29<sup>th</sup> Classes Continued**



**#107 Circle of Friends**  
 Instructor: Pamela RedHawk  
 Class Fee: \$55.00  
 8:30 to 4:00



**#108 Filigree Seahorse**  
 Instructor: Gloria Crane  
 Class fee: \$55.00  
 9:00 to 4:00

**Saturday June 30<sup>th</sup> Classes**

**#201 FLIGHT IN WHITE**  
 1/2 Day class  
 Instructor: Miriam Joy  
 Class Fee: \$55.00  
 8:00 to 12:00



**#202 EYE OF THE DIAMOND**  
 1/2 Day Class  
 Instructor: Miriam Joy  
 Class Fee: \$55.00  
 1:00 to 4:00



**#203 Southwest Pot with inlayed Turquoise**  
 Instructor: Gloria Crane  
 Class Fee \$60.00  
 9:00 to 4:00



**Saturday June 30<sup>th</sup> Classes Continued**



**#204 Gourd Basketry**  
 Instructor: Don Weeke  
 Class fee: \$65.00  
 9:00 to 4:00



**#205 Watercolor Acrylic with Danish Coiling**  
 Instructor: Mardella Ivers  
 Class fee: \$65.00  
 9:00 to 4:00



**#206 Zen Doodle Oil Lamp**  
 Instructor: Dianne Calderwood  
 Class fee: \$50.00  
 9:00 to 4:00



**#207 Fun with Wire Gourd Jewelry Design**  
 Instructors: Gail Bishop  
 Class Fee: \$45.00  
 9:00 to 1:00



**#208 Carved Flowers**  
 Instructor: Pam Redhawk  
 Class fee: \$60.00  
 8:30 to 4:00



**#209 Stone Bead**  
 Instructor: Vickie Echols  
 Class fee: \$65.00  
 9:00 to 3:00

**Sunday July 1st Classes**



**#301 Gourd Basketry**  
 Instructor: Don Weeke  
 Class fee: \$65.00  
 9:00 to 4:00



**# 302 Here Kitty Kitty**  
 Instructor: Dianne Calderwood  
 Class fee: \$65.00  
 9:00 to 4:00



**#303 Copper wire open Box**  
 Instructor: Rosario Wilke  
 Class fee: \$70.00  
 9:00 to 5:00



**#304 Rainbow Swirl Gourd Basket**  
 Instructor: Vickie Echols  
 Class fee: \$65.00  
 9:00 to 3:00



**#305 Dimensional Carving**  
 Instructor: Gloria Crane  
 Class fee: & \$55.00  
 9:00 to 4:00

**#307 Spirit Candle Holder**  
 Instructor: Pamela Redhawk  
 Class fee: \$65.00  
 8:30 to 4:00



Please visit the San Diego County Gourd Patch website for the most current and complete festival class status at:  
[www.sandiegocountygourdpatch.com](http://www.sandiegocountygourdpatch.com) also "GourdStock 2012 Vendor Deals" on page 7 of this issue.



### GourdStock 2012 Vendor Deals Special Offer for Patches and Members

Set up on Thursday June 28th 3-5 or Friday June 29th 9-5.  
(Must not leave until end of festival Sunday July 1, 5PM)



1. \$25 if participating in Make & Take area, (your patch creates some projects and helps coordinate and assist with Make and Take activities. Includes 2 tables and 4 chairs) {Looking for volunteers to help in this area if you do not have enough support from your particular Patch, we welcome you}

2. \$75 for Entire Patch promoting the Gourd Society, educational opportunities plus selling Patch art. Your booth will be located in Vendor area. Must fill out Vendor's Application form.

3. \$100 for YOUR booth if a friend you recommend also signs up for a booth. Must fill out Vendor's Application form.

4. \$125 per booth to sell personal art & merchandise etc. Must fill out Ven-

We have Dry Camping for \$20 per night right at the Facility.

Complete festival details are at our website: [www.sandiegocountygourdsociety.com](http://www.sandiegocountygourdsociety.com) and classes are on page 5 & 6 of this issue.

If you have any more questions please. Please contact Sherry Hunga-Moore email is [florashm@aol.com](mailto:florashm@aol.com) or phone (760) 781-3311

### In Memory-Charlie McInturff

Many CGS members, along with her fellow Orange County Gourd Patch buddies, will miss Charlie McInturff who passed away early this year.

Charlie, a talented gourder who lived in Southern California, had been an active CGS member for many years and shared her knowledge and love of gourds with many others including dozens of online gourd friends.



## So You Want to Win a Blue Ribbon

### Terry Noxel, AGS Judging Coordinator



Many AGS state chapters include a competition as a way of recognizing the talents within their gourd community. It is an enormous undertaking to conduct a competition and the competition committee and judges strive for fairness, but let's admit it some of the judging criteria are subjective, Creativity and Artistry are more subjective than Originality of Design and Quality of Craftsmanship, for example.

To increase your chances of winning a blue ribbon for one of your gourds you might want to critique your entry from the standpoint of a judge before you submit it. Like many gourd artists, you probably have several possible entries and thus you have to choose the best one to submit for a given category.

The first major criteria for you to consider in your critique is Originality of Design. Is your piece a variation of a design from a book, class or other work of art? Or is it similar to, but somewhat different from another gourd? How different does it need to be to be considered your original design? To answer that question (and the other judging criteria,) I asked some of the original AGS judges, and here's what I learned.

#### ORIGINALITY OF DESIGN

Many festivals have classes which teach gourd work. Many books are written with instructions. That is a great way to learn — copying someone else's work or being supported by a good teacher. But that is not original design, and should not be entered into a show. One of the duties of judges is to do their best to distinguish between original and copied works and to award a higher score to the entries that are original.

**A derivative design** is similar to copying in that it is an imitation of the work of someone else, but it is not a copy. It could be one that applies the techniques from a class or book but used somewhat differently. For example, someone learned to inlay heishi beads to demarcate between two different treatments (perhaps carving vertical ridges below the beads and a sponge painted design above) to create a mountain and cave design. A derivative piece could be a gourd with two rows of heishi beads with carving, painting and woodburning each on a different row demarcated by the beads to create a shore design.

**What is an inspired design?** There is a huge difference between being inspired by great work and copying great work. If someone painted, carved or woodburned The Last Supper scene on a gourd, it would be copying. If the artist, put the photo away, drew his or her own interpretation of the scene it would be considered inspired by the original work. Inspiration pays homage to the original without infringing upon it. Photos can be used for inspiration, but copying is copying. Go to Gourd Art Enthusiasts to see many examples of original designs. Gourds hold many possibilities and all that is needed is a new idea.

#### QUALITY OF CRAFTSMANSHIP/GOURD

The workmanship and execution of the craft is the primary consideration to achieve high marks in these judging criteria. The execution of the painting, pyrography, carving, weaving would be closely judged, but there are more quality considerations. Are the holes clean? No paint or finish drips? Is the blossom end of the gourd tidy and the stem clean? Is the interior scraped clean and smooth? Attention to the little details will help the entry achieve a high score for quality of craftsmanship.

What about the gourd itself - does the quality of the raw gourd matter? Judges usually wouldn't consider the quality of the raw gourd unless it really stands out as good or bad. If someone did a wonderful job, but used a crappy gourd that takes away from the piece significantly, than we might consider this in the scoring. A really stunningly beautiful gourd that adds to the design (especially when the natural gourd shell is the focus of the piece) does deserve a bonus.

#### CREATIVITY AND ARTISTRY

This category is where gourd artists with fabulous imaginations and clever, original ideas or treatment that have been well executed are recognized.

**Creativity** is using things in new ways; clever new ideas that have been executed well. Creativity might be seeing the same old thing in a new way, a different presentation, the "painting inside the gourd", the beautifully carved or an illuminated piece that is not derivative. It could be using bark dyes, experimenting with color treatments or cutting the gourd into Lego pieces and creating a castle with it... not the same old thing.

**Artistry** is something that is beautiful to look at and/or exceedingly well done. Artistry expands on the natural beauty of the gourd and many say we step back and view the entry from many positions to judge the beauty of the piece. Artistry is probably more subjective.

*(Continued on page 9)*



*(Continued from page 8)*

## COLOR AND/OR FINISH, ACCESSORIES, DECORATION

The first "rule" in the criteria is **Gourds Must Predominate**. Other considerations are neatness and quality of the color and finish; balance, scale and overall appearance. You might remove all consideration of how clever the design is (or isn't?) and look at some things that have nothing to do with the gourd itself... the accessories, the way it is displayed, and the proportions of the parts. Is the overall color pleasing- appropriate/attractive/distracting? Was the color applied in a new and different way? Was it done well or are there blotches from uneven application? Is the chosen finish appropriate for the project? Do the embellishments add to the design or distract from it? Does it lean precariously to one side? When viewed from all sides do you feel there is an empty" area? Is there anything about the entry that "bothers" you?

Again, while these criteria are subjective remember the first rule — the Gourd Must Predominate.

## APPROPRIATENESS FOR CATEGORY

Even though it is listed last in this article, it is actually the first criterion determined at a show. Contestants select the division, class and/or category that their entry rightfully belongs in. Some shows have Beginner, Youth, Adult, and Master Divisions along, with various classes or categories. The contestant needs to read the criteria for the show's classes to ensure that their entry is placed in the correct category.

At some shows the proper placement is verified at the Entry Table. At other shows the judging team has to determine if the entries meet the stated criteria of the category. AGS encourages judges to move entries in the correct category if there is an incorrect placement, rather than disqualify an entry. However, what often causes incorrect placement, is contestants who have too many entries in the same category. They simply place them in a similar category in hopes that no one notices that they don't quality!

To illustrate this, an entry in the painting category is mainly woodburned and just used a tiny bit of paint for accents. If not moved or disqualified, it's going to score really low because in the painting category the painting must be the predominant technique. Often, the person is skilled at one technique and tries to find ways to put their 15 woodburned gourds into as many different categories as possible even if they aren't really appropriate.

When judges try to move them to the correct category they end up with two entries from the same contestant in a given category/class, and thus the entry should be disqualified. It would be better if the contestant edited their submissions to those that belong in a given category; barring that the volunteers at the entry table bear responsibility to assure accurate placement prior to judging.

## KEY TAKEAWAYS

1. Create original work
2. Apply quality craftsmanship to all aspects of your entry- both the inside and outside of the gourd, and don't forget the stem and blossom ends of the gourd either
3. Push your creativity to the next level by experimenting with products and tools
4. Step back and critique your entry from every angle
5. Read the Show Book and make sure your entries are qualified for the categories/classes you are selecting



We wish to encourage all gourders to participate in competitions. Having a positive experience is what it is all about; hence this article. It should be noted that many shows create master's classes and beginner's classes within a competition. These different classes hold entries no different degrees of these criteria. For example it is inappropriate to enter a derivative piece into a master's class. So beginners and time of us who are still finding our creative abilities should not be afraid or hesitant to participate in competitions.

## THANK YOU

Kathy James, Leigh Adams, Judy Richie, Bonnie Gibson, and Bill Lanning provided much insight to these criteria. Thank you folks, this article was truly a team effort.

*Reprint permission given by Tony Noxel, AGS Judging Coordinator and also CIGS from their newsletter*

*If you would like to learn more about please visit the American Gourd Society website at:*

<http://americangourdsociety.org/>



## *Call to Artists*

### **Fourth Annual Northern California Gourd Art Competition – 2012**

A Northern CA CGS Gourd Art Competition will take place at Leiser Farms 10<sup>th</sup> Annual Gourd Festival in Knights Landing, CA May 19<sup>th</sup> – 20<sup>th</sup>. It is open to all CGS members throughout the state and beyond.

There are three divisions: Please note: The children's competition will be handled by the local elementary school.

- **The Novice division** is for members who have not previously won a ribbon (Honor system) in a CGS competition.
- **The Open division** is for anyone who has won a ribbon in the novice division or who do not consider themselves a beginner.
- **The Masters division** is for artists who have achieved a level of expertise as demonstrated by having won awards, had work published or sold work in galleries. Artist entering the Masters division "Anything Goes" category may enter the Open division also.

#### **Attention AGS Judges.**

CGS is looking for judges to help judge the Fourth Annual Northern California Gourd Art Competition – 2012 held at Greg Leiser Gourd Festival..

Please contact Rebecca Stark artistqueen59@gmail.com or call (707)3507713 if you would like to be a judge.

### **HOW TO ENTER**

- \* The entry fee is \$6.00 for each entry. **Make checks payable to CGS.** Advance registration is not taken.
- \* All work must be original and done by the exhibiting artist and not previously entered in any CGS competition. Gourds must predominate and artistry, originality and integrity of design are all important.
- \* Only one piece per category is permitted.
- \* Entries may be submitted on Thursday, May 17<sup>th</sup>, from 12 noon – 5 pm or Friday, May 18<sup>th</sup>, 8 am – 9 am.
- \* **MAILED ENTRIES WILL BE ACCEPTED.** Entries must be received no later than Wednesday morning May 16<sup>th</sup>. Complete details on page 13.
- \* Judging will take place on Friday, May 18<sup>th</sup> and the display will be open for viewing on Saturday and Sunday.
- \* Release and pick up of entries will be from 3-5 pm on Sunday, May 20<sup>th</sup>. All artwork not picked up or arranged for pre-paid return will be donated to CGS.
- \* While every effort is made to provide security of items, Leiser Farms and the California Gourd Society are not responsible for damage or lost items.
- \* It is the responsibility of the artists to place their piece in the correct category. Please read category descriptions carefully.

### **Open and Novice Divisions—Categories 1-11**

**Category 1:** Collaborative work gourd –Two or more people that worked on the gourd. It can be any technique you choose and it must have a description of the work for the judges.

**Category 2:** Gourd art from a class taken or from a book - Can be any medium or technique. Also a description card with name of book, teacher or class taken for judges information.

**Category 3:** Holiday theme -(4th of July, Easter, Christmas, Halloween etc) any technique can be applied.

**Category 4:** Wall art - Must be able to hang on wall . Any technique can be applied.

**Category 5:** Garden art –Anything that you would love to have in your garden such as wind chimes, hanging art, garden stake, etc.

**Category 6:** Mix media -(paper, clay, material, wire, etc) you must be able to see some of the gourd.

**Category 7:** Utilitarian gourd –That will hold food or liquid. Any technique can be applied

**Category 8:** Textile (weaving, coiling, pine needles, etc) must be able to see the gourd.

**Category 9:** Folk art - (Americana , patriotic) any technique can be applied.

**Category 10:** Animals -they can be carved, wood burned, painted, constructed in any way necessary.

\***Category 11:** Inspired by Larry McClelland- create a single piece of one or more gourds which reflects the whimsy, color and creativity that characterize Larry's work. *\*This category only will be judged and awards given by Greg and Mary Leiser.*

**Please Note Clarification on the Masters Division -There will be only one Masters Division Category 1.**

**Category 1: "Anything Goes" - You must be able to see some of the gourd.**

### Leiser Gourd Farm Pre Festival Classes

May 16-18, 2012

All Classes are from 9:00 a.m. -4:00 p.m.

Cost is \$59.95 plus materials fee

New to the world of gourd?  
 If so on Wednesday May 16th  
 we have the perfect  
 BEGINNING GOURD CLASS  
 JILL WALKER

**Wednesday  
May 16, 2012**

**Thursday May 17, 2012**



JAN ROLLENHAGEN  
BASKET



JELENA CLAY  
PALM BASKET WITH GOURD  
EMBELLISHMENT



MARDELLA IVERS  
PAINTED GOURD




ROSARIO WILKE  
KACHINA DOLL



SUE BROGDON  
AMMONITE GOURD

BETSY KRITZON GOURD  
MASK




BETSY ROBERTS  
CARVING THE EASY  
WAY

JAN ROLLENHAGEN  
PEEK A BOO GOURD



JELENA  
CLAY  
TURTLE  
GOURD



*(Continued on page 12)*

Continued from page 11)

Thursday May 17, 2012



JILL WALKER  
BUTTERFLIES IN LACE  
WITH SILKS

MARDELLA IVERS  
GLORIOUS POPPY WITH  
FILIGREE



ROSARIO WILKE -  
ENCHANTED MASK  
(Please note this is a  
class change from the  
last issue)

TONI BEST  
ANTLER BASKET



SUE BROGDON  
FOCUS ON AGATES

Friday May 18, 2012

BETSY KRITZON  
DIVA DOLLS



BETSY ROBERTS  
POWERTEX AND GOURDS

JELENA CLAY  
GOURD LAMP



JILL WALKER  
LEATHER TOOLING

MARDELLA IVERS  
ORCA WHALE  
WATER DRUM

(Please note this is a  
class change from the  
last issue)



(Continued on page 13)

*(Continued from page 12)***Friday May 18, 2012**ROSARIO WILKE  
AGAVESUE BROGDON  
BEAR GRASS TRIM  
GOURDTONI BEST  
ANTLER BASKET

### Galaxy Gourds Website is hosting the Pre Festival Class Registration

Follow the links below to register and make payment.

#### Wednesday Classes:

[http://www.galaxygourds.com/index.php/cPath/151\\_155](http://www.galaxygourds.com/index.php/cPath/151_155)

#### Thursday Classes:

[http://www.galaxygourds.com/index.php/cPath/151\\_154](http://www.galaxygourds.com/index.php/cPath/151_154)

#### Friday Classes:

[http://www.galaxygourds.com/index.php/cPath/151\\_153](http://www.galaxygourds.com/index.php/cPath/151_153)

We will again be serving either Turkey, Roast Beef or Veggie sandwiches for \$8.50 each.

Lunches will come with a great sandwich, cookie, chips and drink.

Please specify in the notes section of your order what type of sandwich you prefer.

4th Annual Northern California  
Gourd Art Competition – 2012

## HOW TO PACKAGE YOUR MAILED ENTRY



**VERY IMPORTANT: MAILED ENTRIES THAT DO NOT FOLLOW THE FOLLOWING GUIDELINES WILL NOT BE ENTERED IN THE COMPETITION.**

Mailed entries must be placed inside a box self addressed to yourself with return postage affixed to the returning box (not cash, not loose stamps, not money order for stamps). Please package your gourd with enough packing protection to insure safe return. Place the box to be returned to you inside the box addressed to Greg Leiser Farms. UPS and FED EX can help you with this. Only one entry per box (es).

You must complete an entry form page 24 with all areas of the entry form filled in, along with a check for \$6 for each entry. If you have more than one entry you may submit a check for all entries in Box 1 (please label it Box 1).

Entry forms should go in the box with their entry.

If you are not a member of the California Gourd Society you must include a membership form with membership payment in Box 1. Forms are available from the [www.Calgourd.com](http://www.Calgourd.com) website and printed on page 24.

All artwork not picked up or arranged for pre-paid return will be donated to CGS.

While every effort is made to provide security for your items, the Leiser Gourd Farm and the California Gourd Society are not responsible for damaged or lost items.

For more information, contact Sylvia Nelson by email at [cagourdpres@frontier.com](mailto:cagourdpres@frontier.com) or phone 916-682-2437.

Entries must be received no later than Wednesday morning May 16<sup>th</sup>. **DEADLINE**

#### When shipping by FEDEX and UPS ship to address:

CGS c/o Greg Leiser Farms  
21886 Knight Road  
Knights Landing, CA 95645  
Phone # 530 735-6677

#### When shipping by USPS ship to: address:

CGS c/o Greg Leiser Farms  
PO 157  
Knights Landing, CA 95645

# THE 10TH ANNUAL GREG LEISER FARMS GOURD ART FESTIVAL AND GOURD SALE



**MAY 19TH & 20TH, 2012  
SATURDAY & SUNDAY 9 TO 5**

**21886 KNIGHTS ROAD  
KNIGHTS LANDING, CA. 95645**

### Gourd Art, Of Course!

Gourd artists from all over California showcasing and selling exquisite gourd art, gourd supplies and tools.

### Free Live Demonstrations

Learn new tips and techniques from expert gourd artists!

### Gourd Art Classes

*Pre-festival gourd art classes* being offered from May 16 - May 18.  
Check website for prices & details.

### Free Live Entertainment

Children's Gourd Crafting Corner

### Gourd Art Raffle

To Benefit Knights Landing Library

### Northern California Gourd Art Competition

Sponsored by California Gourd Society



Final festival details will be posted on our website as they become available.  
Please contact us if you would like to be a vendor!

**We sell gourds ALL YEAR ROUND at our farm and by mail.**

**FREE ADMISSION AND FREE PARKING**

**SPEND THE WHOLE DAY. BRING A PICNIC LUNCH!  
ON-SITE FOOD AVAILABLE**

Visit our website for complete festival details, directions, and updates at:

**[www.GourdFarmer.com](http://www.GourdFarmer.com)**

Email: [gleiser@afes.com](mailto:gleiser@afes.com) ~ Phone: (530) 735-6677

## And the CGS Basket Winner's Are

Recorded by Jill Walker—Pictures by Greg Leiser (\*winner with their basket)

1. Olive Moore won the Channel Islands Patch Basket\*
2. Darlene Propp won the Orange County Patch Basket\*
3. Georgette Maffei won the Calabash Club Patch Basket\*
4. Carol Lee Jones won the Foothill Gourders Patch Basket\*
5. Vickie Echols won the San Diego Patch Basket\*
6. Diana Rookstool - won the San Bernardino Patch Basket\*
7. Carol Rookstool won the East Bay Gourd Patch Basket\*
8. Valerie Martinell won the Gourd Miners Patch Basket
9. Art Lowy won the East Bay Gourd Patch Basket
10. Carmen Bergman won the Santa Cruz Gourd Artisans Patch Basket
11. Tawni Tyndall won the Sonoma-Petaluma Patch Basket
12. Donna Perry won the San Diego Patch Basket
13. Mary Leiser won the Sutter Buttes Gourd Artists Gourd Patch Basket
14. Patty Obrero won the Temecula Valley Patch Basket
15. Don Rideau won the Tulare Sequoia Patch Basket
16. Rita Cocke won the Amador Patch Basket
17. Bob Mackinon won the CGS Board Basket

Other baskets were won by: Carol Becker, Sue Lucas, Fran Kennedy and Diane Rienstra

18. San Fernando Valley Patch Basket
19. GALA Patch Basket
20. Los Angles West (LAW) Patch Basket
21. Bachelor Valley Patch Basket





Los Angeles West Gourd Group (L.A.W)  
 "Purple"  
 Basket by: Sheila Goetz



Amador County Gourds  
 Open theme  
 Basket by: Janice Johnson




Bachelor-Valley Gourd Club -  
 Lake County  
 Basket by: Pinky Mitchell & Rebecca Star

The 2011/2012 Fundraiser  
 Comes to a successful end.

Thank you all for your continued  
 support of CGS and the  
 Regional Patches.

More amazing baskets are pictured  
 on pages 17 & 18.



California Gourd Society  
 Board Members  
 Basket by: Betsy Roberts





Gourd Artisans of Los Angeles  
(G.A.L.A.)  
Basket by: Carolyn Potter



East Bay Gourd Patch (EBGP)  
"Leaf Basket"  
Basket & Contents by members



Sutter Buttes Gourd Artists  
"Birds"  
Basket by: Zane Poulson



Gourd Miners  
"Fall"  
Basket by: Bill Wilson



Temecula Valley Gourd Artists  
"Storyteller"  
Barbara McDearmott



Tulare Sequoia Patch  
 "Wrapped in Leather"  
 Basket by: Sam McKinney



Petaluma Patch of Sonoma County  
 "Under the Sea"  
 Basket by: Georgette Maffei



San Fernando Valley Gourd Patch  
 Open Theme  
 Basket by: Becky Acosta



Santa Cruz Gourd Artists  
 "Nature"  
 Basket by: Jill Walker



San Diego County Gourd Patch  
 "Holiday"  
 Basket by: Sherry Hunga-Moore

**Baskets and Gourds - Containers of Our Culture IV April 20 - 22, 2012 Visalia, California**  
 Kennie Winter - Calabash Club of Silicon Valley

When Basket Makers and Gourd Artists get together for a weekend there is no stopping the creativity and the fun. This year lived up to all our expectations. Forty-one great classes by wonderful teachers from all over the USA were scheduled.

On Friday evening Arts Visalia hosted the Teacher's Show along with hors d'oeuvres and wine at their gallery. Lots of beautiful and clever works on display to whet our appetites for the classes to come. And fun meeting up with old friends.


The weather was a little "toasty" for the weekend but we had come to learn and learn we did. Fortunately most classes were inside the Elks Club. A few carving classes had to be held outside. The committee certainly did all they could to make it more comfortable. Even brought fans out to move the air. There were several vendors out in the heat but that didn't stop determined shoppers. Throughout Saturday a Silent Auction was held of several teachers' works and other donated items. Those were awarded after the dinner that evening.

The Patch Baskets were on display and many more tickets sold during the day. It was exciting after the dinner to have the winners names chosen. Lots of very happy recipients as almost every gourd patch donated a basket with eggs. The work was amazing on both the baskets and the eggs inside.

The Tulare Adult School Culinary Arts Program served a delicious dinner Sat. night. Don Weeke was the keynote speaker and his program on Creativity was inspiring and entertaining. Slides of his inventive works were shown to augment his message.

Sunday dawned bright and hot, but classes proceeded as planned. By 4:00 p.m. things were winding down and people started packing up.

The date for the next conference in 2 years is already set. Mark April 25 - 27, 2014 on your calendars. I hope more of you can participate next time. It was a great experience! More pictures on page 20 from the event.



*(Continued on page 20)*

(Continued from page 19)

### Baskets and Gourds - Containers of Our Culture IV April 20 - 22, 2012 Visalia, California





**Mixed Media  
Retreat II**

Oak Creek Ranch  
near Santa Barbara, CA

2 sessions July 19-27, 2012

**Don't delay! Space is limited.**



**We love the Artzy Gurlz!!!!**



*"Artzy Gurlz" first mixed media  
retreat, August, 2011*

**EACH SESSION IS: 3 FULL DAYS/4 NIGHTS  
LODGING AND 3 MEALS PER DAY.  
ALL MATERIALS INCLUDED.**

**Artz Classes 2012**

**1st Session  
July 19-23, 2012**

**2nd Session  
July 23-27, 2012**

Watch for future advertising for this event. A list of classes for this mixed media retreat will be available soon.



Check out Artzy Gurlz on facebook.

**Tuition/Lodging/Meals**

\$695 per person for one session  
or

\$1,250 per person for both sessions

To register contact:

Jill Walker  
831-818-2911

\*\*Space is limited. Register early to secure your spot.\*\*  
We accept checks, Money Orders, Visa or MC.

For more information contact: "The Artzy Gurlz"



Jill Walker @ 831-818-2911  
gourdwalker@gmail.com

Betsy Roberts @ 819-201-5008  
gourdprincessb@yahoo.com

Betsy Kritzon @ 816-781-3822  
bkritzon@yahoo.com

You may elect to pay in two instalments or in full. If you choose to pay in instalments, half of the total is due and payable with your registration; the second 1/2 must be postmarked no later than March 1, 2012. Prices increase after February 1, 2012.

**Don't miss this great opportunity! Make your reservation TODAY!**

## CGS BOARD of DIRECTORS 2012

### President

Sylvia Nelson cagourdpres@frontier.com (916) 682-2437

### First Vice President

Barbara Rippetoe bjrippetoe@sbcglobal.com (916) 988-6599

### Secretary

Peggy Blessing giza2005@sbcglobal.net (858) 292-9219

### Treasurer

Christina Chrivia krisytina@cox.net (619) 890-1637

### VP Membership

JoAnn Clark b4gourds@yahoo.com (760) 749-9410

### Director of Northern Programs

Susan Gouig suegg51@yahoo.com

### Director of Southern Programs

Sherry Hunga-Moore florashm@aol.com (760) 781-3311

### Directors at Large

Greg Leiser gleiser@afes.com (530) 735-6677

Betsy Roberts gourdprincessb@yahoo.com (619) 460-0732

## CGS Positions and Committees

### Committee Chair - Fund Raising and Competition Categories

Betsy Roberts gourdprincessb@yahoo.com (619) 460-0732

### Committee Chair - Committee for Information and Resources

Lisa Toth gourddiva@verizon.net (805) 735-7329

### Committee Chair - Committee for Awards and Recognition

Niki Zaragoza gourdniki@yahoo.com (818) 244-3705

### Editor, The Golden Gourd Newsletter

Mary Bliss editorgoldengourd@yahoo.com (714) 305-9687

### Web Master

Betsy Kritzon bkritzon@californiagourdsociety.com

Diane Pavey dpavey@californiagourdsociety.com

### President Emeritus

Carol Rookstool crookstool@gotsky.com (213)624-1200 x3023

### Immediate Past President

Jill Walker gourdwalker@charter.net (831) 728-4427

## CGS On-Line

CGS Website - <http://www.californiagourdsociety.com>

CGS Logo Printing <http://www.cafepress.com/cagourdsociety>

CGS Members Only Message Board

<http://groups.yahoo.com/group/calgourd/>



Hello,

I would like to thank everyone that helps with the copy, pictures and ad support of the Golden Gourd Newsletter.

I do try to make every effort to put all the items sent to me in the newsletter. But as you can see by the number of events and news not all can make it in. Please except my apology I will always try to include it the next issue when possible or at the website.

If you do find an error please send me an email and I will correct the archive copy and print a correction in the next issue.

I apologize for not getting the captions on the pictures I just ran out of time do to the power pack failing on my desktop.

For the most current information please visit THE NEWLY DESIGNED the California Gourd Society website at: [www.californiagourdsociety.com](http://www.californiagourdsociety.com)

The website is still a work in progress so please give our webmasters time to get all the features up and running.

Also, in our continuing commitment to better communicate with our members we have started using *Constant Contact* as our email list server. This will be used to not only send the Golden Gourd but to also more effectively get gourd related information to members. As with all new things there is a learning curve so please have patients.

Invoices for ads will be emailed upon request. Rates are listed on page 28.

Thank you for your continuing support!

Happy gourding

Mary Bliss

Editor Golden Gourd

051012 v.2

## MISSION STATEMENT

To promote the horticulture, crafting and appreciation of the hard-shelled gourds (*Lagenaria Siceraria*) by providing charitable and educational activities to members of the society, growers, artists, crafters, business people and the public through community support and education.

# Sawdust Connection, LLC

## The Pyrography Specialists!

Pyrography tools by the leaders in the industry,  
Nibsburner & Razertip including starter kits just for gourd artists



**The Gourd Saw, Microlux  
mini gourd/cross saw,  
Proxxon mini Jig Saw,  
accessories & starter kits**  
  
**Gourd cleaning tools**

**Adirondack alcohol ink;  
inks, metallic pigment  
powders & starter kits**  
  
**Brushes & applicators**  
  
**Paint, metal leaf  
mediums & varnish**

**Visit our website & blog:  
[www.GourdSupplies.com](http://www.GourdSupplies.com)  
[www.pyrography-gourd-art.com](http://www.pyrography-gourd-art.com)**  
  
**Free online Gourd &  
Pyrography tutorials**  
  
**And much more!**



**[www.GourdSupplies.com](http://www.GourdSupplies.com)**  
**505-506-3558**  
**Email: [Nedra@GourdSupplies.com](mailto:Nedra@GourdSupplies.com)**



### NEW! GourdMaster™ Transparent Acrylics!



*Comes in 16 incredible colors!*  
  
Fade-Resistant  
Semi-Transparent  
Bold, Pop of Color  
Apply with a Brush!

These give you bolder, more  
**VIBRANT** colors  
than regular ink dyes!

**Sampler Set:** all 16 colors  
in 1/4 oz bottles, felt, 30 min  
instructional DVD, and a  
pack of fine tip applicators  
for \$59.95

**Deluxe Set:** all 16 colors  
in 1 oz bottles, felt, and 30  
min instructional DVD for  
\$109.95



Order now at: [www.WelburnGourdFarm.com](http://www.WelburnGourdFarm.com)  
Or Call: 1-877-420-2613

## Toth Gourd Works

J.W. etc products  
Including Stains, Finishes, Sealers and  
Varnishes

[www.tothgourdworks.com](http://www.tothgourdworks.com)

**Craftsman's Blend:** stain and finish in one  
bottle.

**Artistic Finish:** beautiful colors and finish in  
one bottle.

Brush cleaner, crackle medium, open time,  
wood filler and decoupage medium.



**BETSY'S #1  
RULE OF  
GOURDING:  
GET OUT  
OF YOUR  
BOX!**

**Power Carving, Woodburning  
& Hand Tools**

Master Carver	Miscellaneous Sander
BurnMaster	Banding Tools
Miscellaneous Gourd Saw	Hand Tools

**Accessories & Supplies**

Betsy's Famous Glue Bottles	Saw Blades
Carved Turntable Castles Burn	Band Blades
Professional Diamond Burn	Adhesives
Banding Die	Mixed Linen

**Painting & Dyeing**

Luminaria Rockart Paint	Dye
Luminaria Primary Elements	

**Embellishments**

Feathers - dyed palette  
Hairpins  
Dyes  
Pasta  
Wirelace

**INVENTORY REDUCTION SALE -  
MOST ITEMS 30-50% OFF!**



This is just a small sampling of the products available at [www.galaxygourds.com](http://www.galaxygourds.com) if you don't see it - ask! Contact Betsy Roberts at [gourdprincessb@yahoo.com](mailto:gourdprincessb@yahoo.com)

**Find all the tools, supplies and embellishments you need to let your inspiration soar!**



Gourds-By-The-Box    Tools    Colors & Finishes

**Welburn Gourd Farm**

*The largest supplier of quality, organic hardshell gourds  
We grow over 350,000 each year!*

[www.WelburnGourdFarm.com](http://www.WelburnGourdFarm.com)  
Toll Free Ph #: 1-877-420-2613



Workshops    Free Tutorials    Open Studio

**GET  
INVOLVED  
VOLUNTEER**

**Audrey Fontaine**  
Gourd & Mixed-Media Art

Sculptures  
Miniatures  
Necklaces  
Driftwood

P.O. Box 1784  
Monterey, CA 93942  
(831)521-8864

[www.audreyfontaine.com](http://www.audreyfontaine.com)  
[audrey@audreyfontaine.com](mailto:audrey@audreyfontaine.com)





## Featuring the only power tools designed expressly for gourds!

We have created these tools for you – the gourd artist

**New**

variable speed power supply!

We have created these tools for you: the gourd artist

The Gourd Saw #7001

The Gourd Drill #70002

Gourd Sander 70006

The Gourd Tool Kit #70011



We've been writing books about gourds, giving classes and selling supplies and tools for gourd crafters since 1989. We've also been listening to your comments about the problems with the existing tools and your wishes for the ultimate jigsaw for cutting gourds.

- Quiet
- High speed
- Easy to maneuver
- Convenient on/off switch
- Light weight
- Fits a woman's hand comfortably
- Works with multiple power sources.
- Adaptable to other gourd crafting accessories
- Rounded ball foot for line of site access.



Our Gourd Saw is quickly becoming the most popular jigsaw for cutting gourds!



Our miniature power tools fit comfortably in your hand



Order online with our secure shopping cart  
Check out our website for more gourd crafting tools, books and supplies  
[www.caning.com](http://www.caning.com)

The *Caning* Shop

926 Gilman St • Berkeley, CA 94710

FREE CATALOG • 1-800-544-3373

### Clean Your Gourd in *Seconds* instead of hours!

"I love the gourd cleaning ball. I have used many, many tools from hand sanding, paint strippers, gourd wands, and genies. I have found the Easy Cleaner Ball to be my favorite and use it nearly all the time now."

-Dianne Connelly, artist and instructor



- Guaranteed durable and long-lasting
- 100% effective
- Comes in coarse and fine grit with long or short handle
- Fits any standard drill
- Drill extenders available

#### Available Sizes:

- 2" Standard
- 1.25" Small
- 1" Micro
- 1/2" Micro Mini



Shop Online: [www.WelburnGourdFarm.com](http://www.WelburnGourdFarm.com)  
Or Call Toll-Free: 1-877-420-2613

## GOURDS — GLASS — CERAMICS

Create fused glass embellishments for your gourd art in your microwave!

- Microwave Kiln Kits
- Fusing Glass and Supplies
- Gourds
- Stains, Paint, Metallics, Foils and MORE!
- Bisque, Glaze, Acrylics, Brushes, Firing

**CREATE IT**  
Createit@att.net  
714 641-8124

CALIFORNIA GOURD SOCIETY  
Board of Directors Meeting Highlights - January 21, 2012



With a quorum present, the annual meeting of the California Gourd Society Board of Directors was called to order at 10:00am at the Lamplighter Inn, Visalia, California.

#### **Treasurer's Report**

The group reviewed the 2011 financial statements prepared by Christina Chrivia. Gross profit was \$10,579, \$1,100 better than budget; and expenses were \$13,852, \$8,500 better than budget. It was noted that approximately \$2,500 in expenses budgeted in 2011 will be expenses in 2012. For a variety of reasons, it was determined to hold a portion of CGS funds in an interest bearing bank account instead of investing in CD's.

#### **Programs/Patch Report**

Betsy Roberts reported on the 2010 patch leader meeting and commended the leaders for their generous support of CGS fund raising efforts and sharing information with one another. To accommodate the addition of the regional patch coordinators as members of the Board, a motion was made and carried to eliminate the board position of Vice Present Programs/Regional Groups.

#### **Membership Report**

It was reported that there were 493 members at year end, and 300 memberships expire on 1/1/12. A lag for the first month or two of the year was expected, because many patches have their renewal campaigns in January. It was noted that patches with 100% current members would be awarded a free CGS membership for the 2013 calendar year. The importance of knowing a member's primary patch was noted.

#### **Editor's Report**

Mary Bliss recommended that usage of the Yahoo "rep" group site for patch leaders be encouraged at the upcoming patch leader meeting. The *Golden Gourd* deadline schedule was reviewed, and it was noted that publishing dates were geared toward classes and festivals, not on a strict 3-month schedule. A volunteer to take over the task of mailing coupons was needed.

#### **Website Report**

Technical issues with regard to the transition of the old website to the new one were discussed. Although she would no longer be CGS web administrator, Lisa Toth expressed her desire to be involved in a leadership role in CGS and will outline her thoughts on a proposed position. Peggy Blessing reported a proposal to design a new website was accepted by the Web Committee, and the first meeting with the web designer will occur in January.

#### **Directors-at-Large Report**

Greg Leiser expressed his appreciation for CGS support of the Knights Landing library fund raising effort. The Robbins school children participated in a competition, and many new people were fascinated by the gourd art. Sylvia Nelson expressed her appreciation for all Greg and Mary Leiser did in connection with the sorting, storing and selling of Larry McClelland's estate items.

Discussion took place regarding Niki Zaragoza's Director-at-Large position. Her focus had been on the Welburn Festival booth and competition, and she agreed to coordinate the CGS booth at the 2012 Gourdstock event. She said that, should a different Board position need to be created, she was willing to step off as a voting member.

#### **Old Business**

Golden Gourd Printing. A proposal was brought forward by a patch for CGS to collect a fee for those members who want hard copies of the *Golden Gourd* mailed to them. Based on the administrative difficulties of tracking what would amount to an additional membership category and a volunteer willing to print and mail these copies, it was concluded to stand by the original decision to only distribute the *Golden Gourd* electronically. A member's primary patch should to provide this for those in need and collect fees for print shop or ink costs if necessary.

Board Meetings. Based on the difficulties in scheduling a second meeting in 2011, it was concluded that two Board meetings a year was not a feasible idea, and urgent business could be done via email or conference call.

Paying Judges/Clerks. Discussion took place as to whether or not to continue to pay judges \$25 and clerks \$15, a practice that had been in effect the last two years. Following discussion, a motion was made and carried to discontinue paying competition judges and clerks but to provide a substantial meal instead.

Competition Cash Prizes. Discussion took place whether or not to award cash prizes at the 2012 competition. It was noted that in 2011 \$1,450 was distributed to competition winners at the Leiser Festival with \$396 entry fees collected. After considering a number of options, it was agreed to lower the prize amounts. A motion was made and carried to offer cash prizes for the winners of the 2012 CGS competition held at Leiser Farms as follows: \$25 first place; \$50 best of division; \$100 best of show.

McClelland Estate. Discussion took place regarding what to do with the few remaining Larry McClelland estate items, and a variety of opportunities were identified to use them as fund raising items. Sylvia Nelson commended the Z-Miners patch for selling a number of McClelland household estate items at two venues. Following a recess for lunch at 12:45, the meeting reconvened at 2:00pm.

Scholarship Program. Since a formal scholarship application process was developed by a small group during Jill Walker's presidency, it was noted that no one has applied. There was currently \$1,360 in the fund. Before ways are considered to fund raise, we need to strategize how to spend what we have. It was suggested that its availability be discussed at the patch leader meeting and an article be published in the Golden Gourd.

### **New Business**

Square Up. After discussion of details, a motion was made and carried to authorize Christina Chrivia to set up a Square Up account on behalf of CGS, giving access to a few key board members.

Festival Cost Reimbursement. After discussion about the cost burdens our competition festival hosts have carried over the years, a motion was made and carried to compensate festival hosts in the future. The amounts were to be equal should there be more than one competition. The level of funding will be determined during budget meetings. It was stated that we need to make it clear to the host what was expected to be covered by this fee.

Future Competitions. Following discussion, a motion was made and carried to hold two festival competitions in 2013. Jill Walker pointed out that, when having two competitions, two different sets of categories should be created. It was noted that the entry forms require that pieces not be entered more than once in CGS competitions and that submissions be created within the past year. The basic philosophy of our competitions is to create art for the category, not to fit a piece into a category. Betsy Roberts will coordinate the creation of two sets of categories.

Raffle Winners. Jill Walker said she would take the responsibility of collecting the names of those who won gourd bowl prizes at Visalia with photos of the item and of the winner if present.

Proposed Amendment to Bylaws. There was discussion of the possibility of changing the Bylaws to expand the number of CGS board members. Jill Walker was willing to step out as a voting board member and convert the Immediate Past President position to an advisory one. In addition, Betsy Roberts, Niki Zaragoza reiterated their willingness to step off as a voting director, and Lisa Toth offered this as well. Betsy expressed her belief that new people in leadership positions were important to the organization's success. She was asked to accept a Director-at-Large position and agreed to do so for one year. Following discussion of a number of variations, a motion was made and carried to reorganize the CGS director and committee structure as follows:

Board of Directors: President [Sylvia Nelson]; Vice President [Vacant]; Secretary [Peggy Blessing]; Treasurer [Christina Chrivia]; Membership Director [JoAnn Clark]; Director Northern Programs [Rebecca Stark]; Director Southern Programs [Sherry Hunga-Moore]; Director at Large [Greg Leiser]; Director at Large [Betsy Roberts]

Advisors/Committee Positions: President Emeritus [Carol Rookstool]; Immediate Past President [Jill Walker]; Editor, *Golden Gourd* [Mary Bliss]; Web Masters [Betsy Kritzon, Diane Pavey]; Awards and Recognition Committee Chair [Niki Zaragoza]; Fund-raising and Competition Categories Committee Chair [Betsy Roberts]; Information and Resources Committee Chair [Lisa Toth]

Insurance: Peggy Blessing will ask the insurance agent for details regarding coverage of members injured at a meeting. She explained the process for obtaining proof of insurance certificates for facilities that require these.

Budget: It was pointed out that we need to better communicate how CGS spends its money, an example being that CGS absorbed all the expenses in connection with the state-wide fund raising project that allowed the patches to earn income for themselves.

The meeting adjourned at 4:40pm. -- Submitted by Peggy Blessing, Secretary



**CALIFORNIA GOURD SOCIETY 2012  
Membership Application Form  
www.californiagourdsociety.com**

Renewal: \_\_\_\_\_ New Member: \_\_\_\_\_

CGS membership dues are \$20 based on a calendar year. Those joining September through December will have memberships valid through the end of following year.

Name: \_\_\_\_\_

Address: \_\_\_\_\_

City/State/Zip: \_\_\_\_\_

Telephone Number: \_\_\_\_\_

E-Mail Address: \_\_\_\_\_

**Please remember to update your email address whenever you change it. The Golden Gourd is an electronic magazine and requires your correct email address.**

Very Important!  
Please note your primary gourd patch affiliation:

\_\_\_\_\_  
Please make check payable to California Gourd Society (CGS) and mail along with this form to:  
California Gourd Society  
JoAnn Clark, VP - Membership  
PO Box 2802  
Valley Center, CA 92082

**CALIFORNIA GOURD SOCIETY  
COMPETITION May 2012  
ENTRY FORM  
One form per entry, please print**

Name- \_\_\_\_\_

Mailing address: \_\_\_\_\_

City: \_\_\_\_\_ State: \_\_\_\_ Zip Code: \_\_\_\_\_

Phone: (     ) \_\_\_\_\_

Email: \_\_\_\_\_

C.G.S. Patch affiliation: \_\_\_\_\_

Division: Novice \_\_\_\_ Open \_\_\_\_ Masters \_\_\_\_

Category No. \_\_\_\_ Category Title \_\_\_\_\_

Any description required by category. See List

I have read the competition rules/criteria and mailing instructions and agree to abide by them.

Signature: \_\_\_\_\_

Deliver your entry with \$6.00 per entry fee to:  
Greg Leiser Farms, 21886 Knight Road, Knights Landing, CA 95645

Or for mailing see: HOW TO PACKAGE YOUR MAILED ENTRY for complete instructions and mailing addresses for FedEx, UPS and USPS.



**THE GOLDEN GOURD**

The Golden Gourd is the newsletter (electronic pdf file only) of the California Gourd Society, NU Chapter of the American Gourd Society.

**For ads please make checks payable to: California Gourd Society,  
Mail : c/o Mary Bliss, 5765 Via Del Coyote, Yorba Linda, CA 92887  
Snail mail or questions by phone cheerfully accepted:  
Phone: (714)305-9687 (after 11:00 a.m. PST)  
Electronic submissions preferred:**

**Editor/Graphic Design/Advertising**  
Mary Bliss ....[editorgoldengourd@yahoo.com](mailto:editorgoldengourd@yahoo.com)

**Article/Ad Deadlines 2012**

Spring.....**March 31, 2012**  
Summer .....**July 15, 2012**  
Fall ..... **October 15, 2012**  
Winter ..... **December 31, 2012**

**Ad Rates 2012**

**Half Page \$25  
3" X 3" \$15**

**Business Card (members only) \$5**

**Please note: Full Page Ads are only offered to festivals, retreats and conferences cost is \$50 per issue.**

The editors reserve the right to edit any submissions for content and consistency.

All contents copyright © **California Gourd Society** 1997— 2012.

For permission to reprint excerpts, please contact Mary Bliss at: [editorgoldengourd@yahoo.com](mailto:editorgoldengourd@yahoo.com)