

# THE GOLDEN GOURD

THE NEWSLETTER OF THE CALIFORNIA CHAPTER OF THE AMERICAN GOURD SOCIETY

Volume 14, Issue 2

Summer 2012

## California Gourd Art Competition 2012



Category 11 Open – Larry McClelland - First Place and People’s Choice -Zane Poulson



Category 6 Mixed Media– First Place and Best of Division Open – Vickie Siefert



Category 10 Animals – 1st and Best of Division Novice - Pamela Argo



Master’s Division—First Place and Best of Show - Betty Fitch

(Continued on page 3)

**Inside this issue:**

Pictures Northern California Gourd Art Competition – 2012	1
President's Message * Mission Statement	2
California Gourd Society 2012 Gourd Art Competition Winners	3
Davis Ranch 4th Annual Gourd Festival	4
Pre Festival Gourd Classes Davis Ranch	5
Pictures Northern California Gourd Art Competition and Festival – 2012	6-7
Gourd News and Information	8
Northern and Southern Gourd Patch Coordinators Listing	9
Recap of 10th Annual Gourd Art Festival - Channel Islands Gourd Society	10
To Bead or Not to Bead	11
How far Would You Go?	12
Recap GourdStock Festival 2012	13-15
Gourd News and Information—2012 CGS Competition/Festival CD	16
CGS Board of Directors * Editor Message	17
Classifieds	18-20

**President's Message**

Greetings Gourders

Again, the California Gourd Society has been busy. In May we participated in the Leiser Festival with an information booth and by hosting the third annual Gourd Competition. It was very successful. We had 103 entries. The Orange County Gourd Society Patch received a \$100 award for entering the most gourds in competition. Their patch members entered 19 gourds. Congratulations. All the entries were exceptional; gourd art has truly evolved. Rebecca Stark was in charge of the competition and did an outstanding job. She got judges, clerks and volunteers willing to oversee the exhibit. Judging is not an easy task, especially with so many amazing entries. So a big thanks to the judges Marty Sizemore, Pinky Mitchell and Barbara Cody and to all who participated in the competition. Also, a special thank you to Greg Leiser who took pictures of all the entries and my wonderful, supportive husband who made a CD of the whole festival including all the entries and pictures from the festival. And of course, a special Thank you to Greg and Mary Leiser who have hosted the festival for 10 years.

In late June and early July, CGS had an information booth at the GourdStock Festival put on by the San Diego County Gourd Artists, led by Sherry Hunga-Moore. The Patch does a stupendous job. There were great classes offered for three days, make and take booths, and a fine art display. Their silent auction included donated gourds, gourd DVDs, art supplies, and dinner on the town to recall just some of the items I bought tickets for. There were many vendors selling supplies, gourds, art work and tie dyed clothes (it was gourdstock after all). My great grandkids loved their tie dyed sox. It was such fun seeing gourd friends at both festivals and gaining some new members too. We need to support these activities to have them continue.

Once again I visited the East Bay Gourd Patch in order to see the talented James Dollar demonstrate his style of pyrography. He is so talented. He uses a hot tool for his work. His pieces are burned, not painted. It is his gourd in the picture this month (instead of me).



I gave a Pyrography demonstration at my husband's

woodworking group (Sacramento Area Woodworkers/SAW) last week – telling them anything I could do on a gourd, they could do on wood. Many of them were quite interested in gourds and the question session went way beyond Pyrography on wood. Just goes to show, there are lots of ways to get information about gourds out to the general public.

I hope you have visited our website which has been up since the first of May. I encourage every member to put some pictures on the “Member Gallery” page. The Member’s page can link to your website if you have one. Check it out!

Hope your gourd garden is growing. Mine is!  
Happy Gourdng – Sylvia Nelson

**MISSION STATEMENT**

To promote the horticulture, crafting and appreciation of the hard-shelled gourds (*Lagenaria Siceraria*) by providing charitable and educational activities to members of the society, growers, artists, crafters, business people and the public through community support and education.

## California Gourd Society 2012 Gourd Art Competition Winners

Head Judge - Rebecca Stark

Judges – Barbara Cody, Marty Sizemore, and Pinky Mitchell

Clerks – Barbara Rippetoe and Pricilla Olson

Location: Greg Leiser Gourd Farm

### Novice Division

Category 2 Gourd art from a class taken or from a book - 1<sup>st</sup> Kay Jones, 2<sup>nd</sup> Aaron Bullock, 3<sup>rd</sup> Pricilla Olson

Category 3 Holiday theme – 1<sup>st</sup> Aaron Bullock, 2<sup>nd</sup> Marybeth Fallon, 3<sup>rd</sup> Dawnell Sauve

Category 4 Wall art– 1<sup>st</sup> Kay Jones

Category 5 Garden art– 1<sup>st</sup> Jim Martin

Category 6 Mix media - 1<sup>st</sup> Aaron Bullock, 2<sup>nd</sup> Dennis Johnson, 3<sup>rd</sup> Jim Martin

Category 7 Utilitarian gourd – 1<sup>st</sup> Pamela Argo, 2<sup>nd</sup> Pricilla Olson, 3<sup>rd</sup> Jim Martin

Category 9 Folk art – 1<sup>st</sup> Aaron Bullock, 2<sup>nd</sup> Jim Martin

Category 10 Animals – 1<sup>st</sup> and Best of Division Novice Pamela Argo, 2<sup>nd</sup> Dawnell Sauve, 3<sup>rd</sup> Aaron Bullock

### Open Division

Category 1 Collaborative work gourd– 1<sup>st</sup> Z Gourd Miners, 2<sup>nd</sup> Sutter Buttes, 3<sup>rd</sup> Z Gourd Miners

Category 2 Gourd art from a class/book– 1<sup>st</sup> Joni Canada, 2<sup>nd</sup> Darlene Propp, 3<sup>rd</sup> Patty Brown

Category 3 Holiday theme – 1<sup>st</sup> Clarence Schmidt, 2<sup>nd</sup> Patty Brown, 3<sup>rd</sup> Olive Moore

Category 4 Wall art– 1<sup>st</sup> Taj Johnson, 2<sup>nd</sup> Jessica DiGiacomo, 3<sup>rd</sup> Clarence Schmidt

Category 5 Garden art– 1<sup>st</sup> Jessica DiGiacomo, 2<sup>nd</sup> Marilyn Carrico, 3<sup>rd</sup> Olive Moore

Category 6 Mix media– 1<sup>st</sup> and Best of Division Open – Vickie Siefert, 2<sup>nd</sup> Joyce Campbell,  
3<sup>rd</sup> Jessica DiGiacomo

Category 7 Utilitarian gourd – 1<sup>st</sup> Joyce Campbell, 2<sup>nd</sup> Melita Crowell, 3<sup>rd</sup> Donna/Cecil Martin

Category 8 Textile – 1<sup>st</sup> Joyce Campbell, 2<sup>nd</sup> JoAnn Clark

Category 9 Folk art – 1<sup>st</sup> Betsy Kritzon, 2<sup>nd</sup> Margie Jordon

Category 10 Animals – 1<sup>st</sup> Joyce Campbell, 2<sup>nd</sup> Steve Siefert, 3<sup>rd</sup> Debra Zimmerman

Category 11\* – Inspired by Larry McClelland - 1<sup>st</sup> and People's Choice -Zane Poulson, 2<sup>nd</sup> Jill Walker,  
3<sup>rd</sup> Joyce Campbell

(\*award given by Greg and Mary Leiser)

### Master's Division

1<sup>st</sup> Vickie Echols, 1<sup>st</sup> Betty Fitch, 2<sup>nd</sup> Brenda DeWald, 3<sup>rd</sup> Joyce Campbell



Taj Johnson



Dennis Johnson



Debra Zimmermam

**Competition Entries by Patch:** Bakersfield – 2, San Diego – 7, San Bernardino – 3, Orange Co. – 18, Calabash – 2, Santa Cruz – 4, Z Miner – 16, Bachelor Valley – 1, Amador – 8, Sutter Buttes – 12, Foothill – 5, No patch affiliation - 25 (Continued on page 6)

# Davis Ranch 4th Annual Gourd Festival 13211 Jackson Rd. Sloughouse CA



Featuring gourd arts and crafts,  
gourd sales, multicultural entertainment  
& a great variety of food vendors.

**Great pre-festival classes  
Thursday and Friday**



**Saturday & Sunday  
September 22nd and 23rd 9AM-4PM  
[www.davisranchgourdfestival.com](http://www.davisranchgourdfestival.com)  
530-503-9292**

**Pre Festival Gourd Classes Davis Ranch**


**Thursday September 20, 2012 classes below.**



**Above: Clint Appelt - "Lighted Shadow Box Picture Frame"**

**Left: Gloria Crane - "Filigree Sea Life"**

**Right: Maria Dellos - "Geometric SW Gourd"**



**Above: Connie Howell - "Apache Tears Fetish Bear"**



**Above: Miriam Joy - "Flight In White"**



**Above: Olive Moore - "Mini Mama"**

**Class price \$50 - \$70 plus material fee**

**Classes are 9-4 a.m. each day**

**Friday September 21, 2012 classes below**



**Left: Clint Appelt - "Three Dimensional Feather"**


**Below: Carol Cherry - "Gourds From A to Z"**

**Below: Gloria Crane - "Leather Tooled w/Turquoise Inlay"**



**Left: Mardella Ivers - "Water Drum"**

**Right: Miriam Joy - "Grape Harvest"**



**Left: Olive Moore - "Ancient Vessels"**

\*



Z Gourd Miners  
1st Place Open Collaborative



Betsy Kritzon  
1st Place Open Folk Art



Pinky Mitchell



Joyce Campbell  
1st Place Open Animals



Taj Johnson




Olive Moore



Joyce Campbell



Marilyn Carrico



**California Gourd Society 2012  
Gourd Art Competition  
And  
Greg Lesier Gourd Art Festival**

(Continued from page 1 and on page 7)



Hummm I can't believe we are thinking about categories already but it must be so Time to get creative.

CGS is considering gourd competition categories for our 2013 Gourd Art Competitions.

Categories will be published in the Fall issue of the Golden Gourd newsletter in November and will be at our website when the selection is completed.

Please send any ideas and suggestions to President Sylvia Nelson by October 1, 2012.

Susan Sullivan, President of Orange County Gourd Society, along with OC patch members Bill Duncan and Jack Thorp formed a AGS Certified judging team at the 2012 OC Fair in July. They selected Norma Prickett's outstanding Gourd Mask entry in the Home Arts Competition to receive a CGS Award of Special Merit ribbon. Norma, a long time CGS member, has entered her gourd art pieces for several years and has many blue ribbons to show for her efforts. Congratulations, Norma!



This was great fun, and we encourage all patches to partner with their local County Fairs to be able to have CGS certified judges select a piece and present a CGS Special Merit ribbon Patch coordinators can request a ribbon from the Awards and Recognition Committee Chair Niki Zaragoza





**GOURD PATCH COORDINATORS  
NORTHERN CALIFORNIA**

**REGIONAL COORDINATOR:** Susan Gouig;  
suegg51@yahoo.com; 707 433-8223

**Amador County Gourd Artists** - Carol Cherry; 916-983-3527 (or Sylvia Nelson; sylvianelson@citlink.net; 916-682-2437)

**Bachelor Valley Gourd Club of Lake County** - Marilyn Crayton; 707-275-3469; Doodahlandgourds@hotmail.com (or contact Kennie Winter 707-263-7980; 650-948-9189; kenniewinter@yahoo.com)  
www.bachelorvalleygourdclub.weebly.com

**Calabash Club of Silicon Valley** - Jayne Xavier; 408-779-9550; nimbleneedle@aol.com

**Folsom/Sacramento Patch Gourd Miners**  
- Barbara Cody; barbaraoc@sbcglobal.net; Carol Des Voigne; caroldesv1@att.net


**Foothill Gourders - El Dorado County** - Carolee Jones; 916- 988-7971; dcjones@earthlink.net; Betsy Kritzon; 916- 202-0872; bkritzon@yahoo.com

**East Bay Gourd Patch - San Francisco** - Kay Van Hoesen; kdvanh@sbcglobal.net; 925-254-0838; and Kathleen MacIntyre; kmac1958@hotmail.com

**Santa Cruz Gourd Patch** - Kris Mangliers; 831-338-3449; kmangliers@earthlink.net

**Sonoma - Petaluma County Patch** - Georgette Maf-  
fei; 707-996-8667

**Sutter Buttes Gourd Artists** - Marty Sizemore;  
eyeseeu@localnet.com; 530-751-2497



**GOURD PATCH COORDINATORS  
SOUTHERN CALIFORNIA**

**REGIONAL COORDINATOR:** Sherry Hunga-  
Moore; 760- 781-3311; florashm@aol.com

**Antelope Valley Gourd Patch** - Linda Noblitt;  
gourdydolls@yahoo.com; 661-947-3411

**Bakersfield/Kern County Gourd Patch** - Marty  
Barnes; mbarnes002@bak.rr.com

**Gourd Artisans of Los Angeles (GALA)** - Laurie  
Fidler; lauriefidler@mac.com; 626-621-0470

**Los Angeles West (LAW) Gourd Patch** - Niki  
Zaragoza 818-645-4436; and Sheila Goetz she-  
goetz@earthlink.net; and Colleen Sher sher-  
gourds@gmail.com

**Orange County Gourd Society Patch** -  
Susan Sullivan; susansphn@aol.com; 714-997-4482  
(for meeting info call 714-641-8124); [http://  
ocgourdpatch.shutterfly.com](http://ocgourdpatch.shutterfly.com)

**San Bernardino Patch** - Darlene Propp; dragon-  
gourd@dslextreme.com; 909-862-9717

**San Diego County Gourd Artists** - Sherry Hunga-  
Moore; 760- 781-3311; florashm@aol.com (or Stacy  
Day; 760-751-3324; stacy.day@hp.com)  
[www.sandiegocountygourdpatch.com](http://www.sandiegocountygourdpatch.com)

**San Fernando Valley Gourd Patch** - Olga Hammer;  
818-348-5942; or Nina Lowy; 818-786-1791; kat-  
neng@sbcglobal.net, or Dori Aberson: 818-702-  
8020; daberson@aol.com

**Temecula Valley Gourd Artists** - Barbara McDer-  
mott; 951-894-1817; mcdeart@verizon.net

**Tulare Sequoia Patch** - Toni Best; 559- 627-5430;  
capineneedles@sbcglobal.net; and Sue Winters-  
Brown; 559-561-0608; suewinters9@gmail.com

**Ventura County Gourd Artists** - Charlene Smith;  
805-649-9868; ojaiprez@hotmail.com; Elsie  
Cogswell; 805-491-5846; elsiecogs@verizon.net;  
[www.channelislandsgourdsociety.com](http://www.channelislandsgourdsociety.com)

## New Name! Same Great Festival Ventura County Gourd Artists Hold Their 10<sup>th</sup> Annual Gourd Art Festival



Channel Islands Gourd Society (now known as Ventura County Gourd Artists) held their 10<sup>th</sup> Annual Gourd Art Festival on June 2 and it was a huge success. It was a perfect day for visitors to come out and be impressed by our members gourd art. Visitors were steady and sales were brisk. There were lots of favorable comments about our gourds on display in the



clubhouse. This year we had hourly demonstrations in a designated area. Visitors had lots of questions and came away knowing a lot more about gourds than when they came in... The hit of the afternoon was the gourd hat parade. Members really went wild with their creations. Children enjoyed their special booth and had fun creating gourd medallions. Everyone enjoyed listening to fiddle music by the Santa Clara River Bottom Boys. We had good participation in a drum circle. All in all, it was the best festival we ever had.

## Weaving artistry meets the lowly gourd To Bead or Not to Bead

**Dian Olmstead's** passion started simply enough: she was seeking a way to bring greater meaning to the gifts that she gave to loved ones. Little did she know that this crafty venture would lead to an investment that has lasted for 20 years!

"My kids were getting to the age where they could give their own gifts, but they didn't have very much money to do so," Olmstead elaborated. "They came up with the idea that we would all exchange homemade gifts. I was already into knitting

**Starting with just three pine needles, even her smaller baskets take about ten hours to complete!**

and crocheting, so everyone I knew had enough scarves and hats to last them a lifetime. I decided to try something new."

Her journey began with her taking traditional pine needle basket weaving classes in 1994 at Bakersfield College's Weill Institute. Under the instruction of **Nella Johnson**, Olmstead learned the Native American art of making beautiful baskets out of very basic materials.

Her fervor for this new craft surpassed what she had imagined, and even after she had given her unique gifts to her friends and family, the baskets were starting to pile up! As her inventory grew, so did her ideas. Soon, her creations fea-

tured gourds as the center of her weaving. She also branched off into decorating cigar boxes, which showcased some of her incredible beading skills—designs that she brought to life on a loom that her husband, **Len**, made for her.

In 1999, she and Len started their own business, Needle and Loom, where they specialize in "bridging traditional with modern" art forms. They already had an office where there were drawers filled with bags of everything from dried nutshells and flowers to pinecones, a loom, and shelves full of Olmstead's work.

Her art does not come without hard work, though. Starting with just three pine needles and building up from there, even her smaller baskets take about ten hours to complete. And those are some of the simpler projects. The gourds are where a lot of her time is devoted to.

The process begins by first purchasing the gourds from a gourd farm. Olmstead then has to cut the tops off with a small handsaw in whichever design that catches her whimsy at that time so that she can scrape the inside until the gourd is clean and smooth. Some gourds may have just a simple rounded off top while others will dip and curve to make a distinctive pattern. When the gourd is ready, she then takes a Dremel and begins to make holes that



Skilled Hands



Dian Olmstead

will match up with what she intends to do with the design. These fine holes are what she uses to attach her rows of pine needles to the gourd. She weaves either linen thread or artificial sinew—the same material she uses to connect her rows of needles in her baskets—over such rows and through the holes so that the needles look like a natural extension of the gourd. Needless to say, it requires some dexterity.

Learning "from personal experience with outdoor shows, because the wind can knock those babies right off the shelf," Olmstead pours fiberglass into the bottom of the gourds to give them enough weight to keep them sturdy and in place. Next, she dyes the gourd with special gourd dye (which is transparent so that the characteristic spots and imperfections of the

gourds are still visible), and, finally, sprays the piece with a finish. This is all before adding her pine needle coils, leather pieces, feathers, beads, dried flowers, rope, antlers, or whatever else inspires her creativity. The larger gourds can take over 20 hours to complete!

She sells her goods in different parts of Oregon and Texas and Olmstead is now teaching her own gourd and pine needle art classes at Bakersfield College through the Levan Institute. "I have come full circle. I love sharing what I do, and I love getting compliments," she grinned. And with the beautifully detailed work that she produces, compliments are never hard to come by.



## HOW FAR WOULD YOU GO?

By Sylvia Nelson

Twenty five hundred miles is how far Jelena Clay was willing to go to take part in the 10<sup>th</sup> Annual Greg Leiser Farms Gourd Art Festival.

Jelena came from the Hilo side of the Big Island where she has a Gallery called "The Puka" which means 'The hole' because its a tiny 'hole in the wall' location in the village of Honomu. She has been involved with gourds since 1993. Originally a fiber artist working in basketry, quilting and other Hawaiian craft, gourds were a natural progression. She liked working with the random natural form with each gourd seeming to choose their own design. Her work reflects hawaii and she is represented by the Volcano Art Gallery. She has had several solo exhibits and has had her work displayed at the Honolulu Academy of Art and many other Juried Exhibits. She found Leiser Gourds by accident and since that time has bought her gourds from Greg and Mary.

She came to teach but she says she gained so much in the way of friends, ideas and fun. She has joined the California Gourd Society and hopes to be invited back to teach again.

She grew up in Saratoga and went to Hawaii at age 18 to meet a friend and stayed, that was 29 years ago. Her husband is from Hawaii and she has two sons and a daughter. One son is a safety for the University of Hawaii at Manoa Football Team. The other son works with his Dad in their construction company. Her daughter is a Hula dancer who has danced the Merrie Monarch and performs in Japan.

Jelena has been teaching at the Volcano Art Center for twelve years and throughout the islands. She truly enjoys sharing her art with others. We are glad she does! She taught three classes at Leiser's and I heard nothing but good reports about how fun the classes were. Her classes were palm sheath baskets, a gourd lamp and a lidded turtle gourd decorated with gilders paste.

Jelena gets her inspiration from nature. Being in Hawaii she is surrounded by philodendron leaves, jacaranda, and kukui nuts. All of which she incorporates into her baskets and gourds. She even uses natural material from coconut trees for embellishments.

She was a great addition to our Festival and says she thought we were a fabulous gourd community. I quote her *"what a great group of people! I had the best time~! I joined the CA gourd society and look forward to coming back and possibly teaching other venues. Please let people know I am available"*

"Jelena's has a Facebook page if anyone wants to see her work, they can just search 'the Puka gallery' pictured below.



### GourdStock 2012

Well, the third annual GourdStock festival has come and gone and what a great time it was! If you haven't yet been to one of these fabulous gatherings, don't miss the next one! We have scheduled it for June 27-30, 2013.



The event was held at the Bates Nut Farm in Valley Center June 29 through July 1. The Bates Nut Store sells a wealth of goodies and most of us spent some time and money shopping there. They carry not only nuts, fruits and candies, but wonderful jams, jellies, food mixes and gift items. I really enjoyed a nice, cold coconut bar. One vendor provided some delicious food, including yummy sausages and breakfast burritos, and a picnic area on the grass was a nice place to enjoy it.

There were many wonderful classes on all three days. I took the Thunder Drum class by Ron Swank and the cute little kitty made of only gourd parts taught by Diane Calderwood. It was exciting to see the enthusiasm of the students in all the classes. We really enjoyed the cooler weather this year, and having the classes on the grass under the trees. We were also able to park very close to our classes, which made toting our tools much easier.



Another bonus from this venue is the dry camping that is available on site, which is a great convenience to many attendees and/or vendors.

Security was available during the event, so vendors could leave their wares and be comfortable knowing they would be looked after.

Demonstrations were presented by Diane Calderwood, Barbara McDermott, Jewel Nagel, Jack Thorpe and Bill Duncan. These always encourage artists to try new techniques.



We had a Make and Take booth shared with the Orange County Patch, where visitors could make gourd items such as small birdhouses and necklaces. That is always a popular booth. Our information booths for both the patch and CGS were busy and a lot of questions were answered. This year we picked up several new memberships for both the San Diego County Gourd Patch and the California Gourd Society.



A VERY busy photographer got her workout going from place to place taking many photos.

Attendance was at least triple from the previous year, and the vendors all said they would return for next year. We had many visitors and several Patch Presidents were in attendance; Susan Sullivan, Darlene Propp, Barbara McDermott, Linda Noblitt, Niki Zaragoza and Sherry Hunga-Moore to name a few.



CGS was also represented well at GourdStock; Sylvia Nelson, Peggy Blessing, Christina Chrivia, JoAnn Clark, Niki Zaragoza, Mary Bliss and Sherry Hunga-Moore.



There were over 50 opportunity drawing items donated and many people went home winners.



Fine art was on display and made quite a hit with those attending. Of the 125 pieces displayed, 12 were sold. Of course some were only on display and not for sale. Winners of the People's Choice were:

1<sup>st</sup> place – Giraffe by Robin Bryson 2<sup>nd</sup> place, Basket of Spirits by Robin Bryson, 3<sup>rd</sup> place – Slither the snake by JoAnn Clark



Our wonderful large Zelda doll with many members artwork on her was won by a very happy patch member, Katie Peters.



Each year the event improves in logistics and layout, and activities. We will be expanding the Educational booth and creating a photo opportunity area. We will also have classes on Thursday and Friday, and then the festival on Saturday and Sunday.

The California Gourd Society will be joining us next year for the Gourd Competition Contest! So get your competition on! Watch the Golden Gourd for the categories to be posted.

All in all it was a very successful event that was enjoyed by all ages. So mark your calendars and get your tie-dyed shirts and peace signs and gourd art ready for next year. (June 27-30, 2013).

From your groovy correspondent,

Darlene Propp



More festival pictures can be found at:  
<http://www.sandiegocountygourdpatch.com/apps/photos/album?albumid=13144994&pagesize=60&page=2>



Guest musician Youssoupha Sidibe playing the Kora live at the Greek Theatre in Los Angeles with String Cheese.

Pulque Sucking Gourd (*Lagenaria siceraria*)

Pulque is an alcoholic beverage made from the sap, or “aguamiel,” of the maguey plant (*Agave americana*).

Traditionally, the stalk of a mature maguey would be cut at the base, and the accumulating aguamiel would be collected twice daily by sucking it into a long gourd

with holes cut into both ends. It would then be fermented to produce the white foamy drink known as pulque.

This pulque sucking gourd was collected by NS/S co-founder Barney Burns in 1984 in Hidalgo, a major center of pulque production.



DVD of Leiser Festival includes all the entries in competition, pictures of the vendors, pictures of the festival. \$10.00 to CGS members. Send order to [cagourdpres@frontier.com](mailto:cagourdpres@frontier.com)



Family Membership consists of a husband/ wife, mother/daughter, father/daughter, etc.

That includes one coupon and one email address.

Membership is January 1— December 31



## CGS BOARD of DIRECTORS 2012

### President

Sylvia Nelson cagourdpres@frontier.com (916) 682-2437

### First Vice President

Barbara Rippetoe bjrippetoe@sbcglobal.com (916) 988-6599

### Secretary

Peggy Blessing giza2005@sbcglobal.net (858) 292-9219

### Treasurer

Christina Chrivia krisytina@cox.net (619) 890-1637

### VP Membership

JoAnn Clark b4gourds@yahoo.com (760) 749-9410

### Director of Northern Programs

Susan Gouig suegg51@yahoo.com

### Director of Southern Programs

Sherry Hunga-Moore florashm@aol.com (760) 781-3311

### Directors at Large

Greg Leiser gleiser@afes.com (530) 735-6677

Betsy Roberts gourdprincessb@yahoo.com (619) 460-0732

## CGS Positions and Committees

### Committee Chair - Fund Raising and Competition Categories

Betsy Roberts gourdprincessb@yahoo.com (619) 460-0732

### Committee Chair - Committee for Information and Resources

Lisa Toth gourddiva@verizon.net (805) 735-7329

### Committee Chair - Committee for Awards and Recognition

Niki Zaragoza gourdniki@yahoo.com (818) 244-3705

### Editor, The Golden Gourd Newsletter

Mary Bliss editorgoldengourd@yahoo.com (714) 305-9687

### Web Master

Betsy Kritzon bkritzon@californiagourdsociety.com

Diane Pavey dpavey@californiagourdsociety.com

### President Emeritus

Carol Rookstool crookstool@gotsky.com (213)624-1200 x3023

### Immediate Past President

Jill Walker gourdwalker@charter.net (831) 728-4427

## CGS On-Line

CGS Website - <http://www.californiagourdsociety.com>

CGS Logo Printing <http://www.cafepress.com/cagourdsociety>

CGS Members Only Message Board

<http://groups.yahoo.com/group/calgourd/>



## Golden Gourd Newsletter

Hello,

I would like to thank everyone that helps with the copy, pictures and ad support of the Golden Gourd Newsletter.

I do try to make every effort to put all the items sent to me in the newsletter. But as you can see by the number of events and news not all can make it in. Please except my apology I will always try to include it the next issue when possible or at the website.

If you do find an error please send me an email and I will correct the archive copy and print a correction in the next issue.

For the most current information please visit THE NEWLY DESIGNED the California Gourd Society website at: **[www.californiagourdsociety.com](http://www.californiagourdsociety.com)**

The website is still a work in progress so please give our webmasters time to get all the features up and running.

Also, in our continuing commitment to better communicate with our members we have started using *Constant Contact* as our email list server. This will be used to not only send the Golden Gourd but to also more effectively get gourd related information to members. As with all new things there is a learning curve so please have patients.

Invoices for ads will be emailed upon request. Rates are listed on page 22.

Thank you for your continuing support!

Happy gourdng

Mary Bliss

Editor Golden Gourd

080712 v.2

Fall ..... October 15, 2012

Winter ..... December 31, 2012

**Ad Rates 2012**

**Half Page \$25**

**3" X 3" \$15**

**Business Card (members only) \$5**

**Please note: Full Page Ads are only offered to festivals, retreats and conferences cost is \$50 per issue.**

# Sawdust Connection

“The Pyrography Specialists” since 1999!



## Razertip Systems, Pens & Accessories

The Leader in the Industry: Best Quality, Warranty & Service

~ Specialty Starter Kits Just for Gourd Artists ~

### Power Tools & Accessories

Gourd Saws ~ Mini Jig Saws

Microlux ~ Proxxon

Foredom Tools

Blades ~ Carving Burs

Power Tool Starter Kits

Alcohol, Chalk & Dye Inks  
Starter Kits

Metal Leaf ~ Metallic  
Pigment Powders

Glues ~ Adhesive

Paint ~ Medium ~ Varnish

~ Gourd Art ~

Check our website for more!

**Free  
Gourd & Pyrography  
Tutorials On Our  
Website & Blog**



**www.GourdSupplies.com**  
**www.pyrography-gourd-art.com**  
**505-506-3558**  
**Email: Nedra@GourdSupplies.com**

## NEW! GourdMaster™ Transparent Acrylics!



*Comes in 16 incredible colors!*

Fade-Resistant  
Semi-Transparent  
Bold, Pop of Color  
Apply with a Brush!

These give you bolder, more  
**VIBRANT** colors  
than regular ink dyes!

Sampler Set: all 16 colors  
in 1/4 oz bottles, felt, 30 min  
instructional DVD, and a  
pack of fine tip applicators  
for \$59.95

Deluxe Set: all 16 colors  
in 1 oz bottles, felt, and 30  
min instructional DVD for  
\$109.95



Order now at: [www.WelburnGourdFarm.com](http://www.WelburnGourdFarm.com)  
Or Call: 1-877-420-2613

# Toth Gourd Works

J.W. etc products  
Including Stains, Finishes, Sealers and  
Varnishes

[www.tothgourdworks.com](http://www.tothgourdworks.com)

**Craftsman's Blend:** stain and finish in one  
bottle.

**Artistic Finish:** beautiful colors and finish in  
one bottle.

Brush cleaner, crackle medium, open time,  
wood filler and decoupage medium.



**BETSY'S #1  
RULE OF  
GOURDING:  
GET OUT  
OF YOUR  
BOX!**

**Power Carving, Woodburning  
& Hand Tools**

Master Carver	Miscellaneous Sander
BurnMaster	Banding Tools
Miscellaneous Gourd Saw	Hand Tools

**Accessories & Supplies**

Betsy's Famous Glue Bottles	Saw Blades
Carving Tungsten Carbide Bits	Band Blades
Professional Diamond Bits	Adhesives
Banding Dies	Mixed Linen

**Painting & Dyeing**

Luminaria Rockart Paint	Dyes
Luminaria Primary Elements	

**Embellishments**

Feathers - dyed palette  
Hairpins  
Dyes  
Pasta  
Wirelace

**INVENTORY REDUCTION SALE -  
MOST ITEMS 30-50% OFF!**



This is just a small sampling of the products available at [www.galaxygourds.com](http://www.galaxygourds.com) if you don't see it - ask! Contact Betsy Roberts at [gourdprincessb@yahoo.com](mailto:gourdprincessb@yahoo.com)

**Find all the tools, supplies and embellishments you need to let your inspiration soar!**



**Gourds-By-The-Box Tools Colors & Finishes**

**Welburn Gourd Farm**  
The largest supplier of quality, organic hardshell gourds  
We grow over 350,000 each year!

[www.WelburnGourdFarm.com](http://www.WelburnGourdFarm.com)  
Toll Free Ph #: 1-877-420-2613



**Workshops Free Tutorials Open Studio**

**GET INVOLVED VOLUNTEER**

**Audrey Fontaine**  
Gourd & Mixed-Media Art

Sculptures  
Miniatures  
Necklaces  
Driftwood

P.O. Box 1784  
Monterey, CA 93942  
(831)521-8864

[www.audreyfontaine.com](http://www.audreyfontaine.com)  
[audrey@audreyfontaine.com](mailto:audrey@audreyfontaine.com)



## Featuring the only power tools designed expressly for gourds!

We have created these tools for you – the gourd artist

**New**

variable speed power supply!

We have created these tools for you: the gourd artist

The Gourd Saw #7001

The Gourd Drill #70002

Gourd Sander 70006

The Gourd Tool Kit #70011



We've been writing books about gourds, giving classes and selling supplies and tools for gourd crafters since 1989. We've also been listening to your comments about the problems with the existing tools and your wishes for the ultimate jigsaw for cutting gourds.

- Quiet
- High speed
- Easy to maneuver
- Convenient on/off switch
- Light weight
- Fits a woman's hand comfortably
- Works with multiple power sources.
- Adaptable to other gourd crafting accessories
- Rounded ball foot for line of site access.



Our Gourd Saw is quickly becoming the most popular jigsaw for cutting gourds!



Our miniature power tools fit comfortably in your hand



Order online with our secure shopping cart  
Check out our website for more gourd crafting tools, books and supplies  
[www.caning.com](http://www.caning.com)

The *Caning* Shop

926 Gilman St • Berkeley, CA 94710

FREE CATALOG • 1-800-544-3373

### Clean Your Gourd in *Seconds* instead of hours!

"I love the gourd cleaning ball. I have used many, many tools from hand sanding, paint strippers, gourd wands, and genies. I have found the Easy Cleaner Ball to be my favorite and use it nearly all the time now."

-Dianne Connelly, artist and instructor



- Guaranteed durable and long-lasting
- 100% effective
- Comes in coarse and fine grit with long or short handle
- Fits any standard drill
- Drill extenders available

#### Available Sizes:

- 2" Standard
- 1.25" Small
- 1" Micro
- 1/2" Micro Mini



Shop Online: [www.WelburnGourdFarm.com](http://www.WelburnGourdFarm.com)  
Or Call Toll-Free: 1-877-420-2613

## GOURDS — GLASS — CERAMICS

Create fused glass embellishments for your gourd art in your microwave!

- Microwave Kiln Kits
- Fusing Glass and Supplies
- Gourds
- Stains, Paint, Metallics, Foils and MORE!
- Bisque, Glaze, Acrylics, Brushes, Firing

**CREATE IT**  
Createit@att.net  
714 641-8124