

THE GOLDEN GOURD

THE NEWSLETTER OF THE CALIFORNIA CHAPTER OF THE AMERICAN GOURD SOCIETY

Volume 17, Issue 2

Summer 2015

California State Fair

Another wonderful show at the California State Fair. This year's art show gave gourd art their own Division and categories. Featured winners and entries are pictured here and on pages 3 & 4. CGS members manned the CGS booth where they tried to educate people about gourds and their history through the years.

Other Gourd Art
1st Place and Best of Division
Christie McRiley



Pyrography
1st Place
Olive Moore - "Art's Cars"



Inside this issue:

California State Fair	1, 3-4
President's Message * The CGS Insurance Coverage	2
Election Ahead	4
CGS Members Gourding Around and Taking Awards	5
The 6th Annual Gourdstock Festival	6
The 6th Annual Gourdstock Festival Class Listing	7
CGS 2015-2016 Fundraiser – Win Fabulous Gourd Art	8
Davis Ranch 6th Annual Gourd Festival	9
Davis Ranch Pre Festival Gourd Class Listing * Ginger Summit - Look What's Happening	10
California Gourd Society Gourd Art Show and Competition 2015 – How To Enter, General Rules, Category Awards, Categories and Divisions	11-14
Gourd Crafting Terms and Definitions	15
CGS Competition Packaging and Mailing Instructions	16
CGS Gourd Competition Entry Form	17
Teacher: Good, Better, Best	18-19
GourdFest 2015	20
In Loving Memory of Suz Rawn	21
Thank You Letter Karen Hibdon VCGA President- Junipero Serra School in Ventura	22-23
Classifieds * Mission Statement * Up Coming Events	24-27
CGS Board of Directors 2015	28
CGS Gourd Artist Retreat - Highland Springs * Member News	29
Editor's Vine * CGS On-Line	30

President's Message

Hello Gourders,

This has been a very busy year so far. As I reported in the last issue we had the San Francisco Gallery and the Capital Woodcarvers & CGS Annual Wood & Gourd Competition.

Since then we had the Western States Horse Expo with four gourd entries First place Barbara Rippetoe, second place Joyce Campbell and third place Maryland Fallon.

We just finished the California State Fair and for the first time we had are own gourd division with four categories. To help promote the understanding of gourds and gourd art we had a two day demonstration booth. I believe that a lot of people went away knowing more about gourds and their history.

Barbara Cody and I went to the Earlybird's Place for their 1st Festival. It was a long drive through beautiful Napa Valley. They had several vendors and their place is very nice.

The San Diego County Gourd Artists will be having their Gourdstock Festival September 19th & 20th and then the Davis Ranch Gourd Festival will be the last weekend in September.

The last Festival will be the Calabash Gourd Festival October 10 & 11. The Folsom Gourd Artists are planning a bus trip to see it.

Barbara Rippetoe
President CGS

The CGS Insurance Coverage



I want everyone to understand that the insurance policy protects you and members from the public in the event of a law suit due to a covered injury to the third party. It does not cover the member in the event of an injury to them. If your patch is doing an event that requires liability coverage please let me know and I will order a certificate. Please give me enough time to obtain it. If anyone has a question please feel free to contact me.

Barbara Rippetoe
CGS President
bjrippetoe@sbcglobal.net

And the Winners Are



Carved/Filigree: Eric Baker 2nd Place

Other Gourd Art: Christie McRiley 1st Place, Leanne Kelly 2nd Place, Marilyn Carrico 3rd Place, Zane Poulson 4th Place

Painted: Heather Hopman 1st Place, Dawnelle Sauve 2nd Place, Eric Baker 3rd Place, Susan Deguara 4th Place

Pyrography: Olive Moore 1st Place, Eric Baker 2nd Place, Leanne Kelly 3rd Place, Barbara Rippetoe 4th Place
Christie McRiley also won Best of Division



Leanne Kelly - 3rd Place

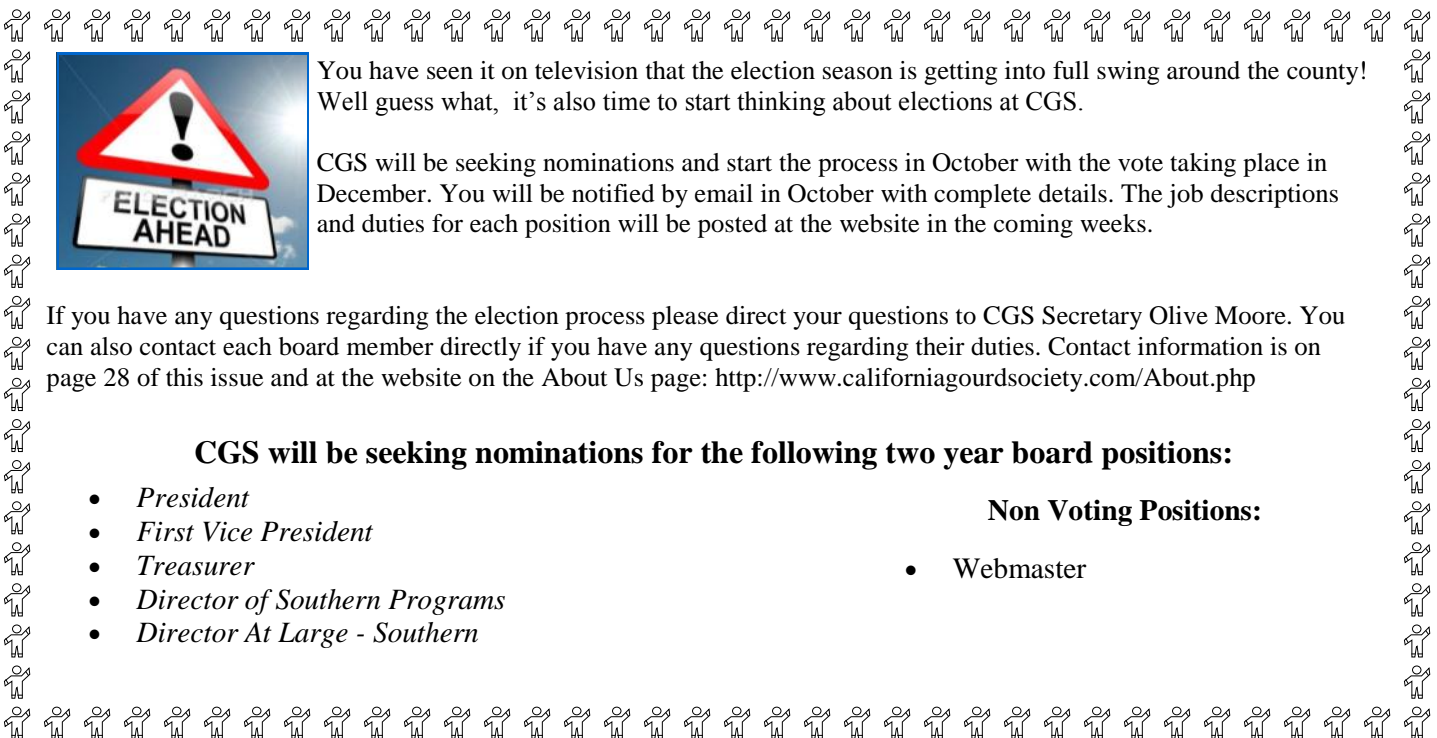


Eric Baker - 2nd Place



Barbara Rippetoe - 4th Place

Continued from Page 3)



You have seen it on television that the election season is getting into full swing around the county! Well guess what, it's also time to start thinking about elections at CGS.

CGS will be seeking nominations and start the process in October with the vote taking place in December. You will be notified by email in October with complete details. The job descriptions and duties for each position will be posted at the website in the coming weeks.

If you have any questions regarding the election process please direct your questions to CGS Secretary Olive Moore. You can also contact each board member directly if you have any questions regarding their duties. Contact information is on page 28 of this issue and at the website on the About Us page: <http://www.californiagourdsociety.com/About.php>

CGS will be seeking nominations for the following two year board positions:

- *President*
- *First Vice President*
- *Treasurer*
- *Director of Southern Programs*
- *Director At Large - Southern*

Non Voting Positions:

- *Webmaster*

CGS Members Gourding Around and Taking Awards Everywhere They Enter

Santa Anita Woodcarvers Show and Competition

Olive Moore entered three gourds in the Santa Anita Woodcarvers Show and Competition. And she took 1st place in the Carved Gourds category with Lily of the Valley Vase, 1st place in the Pyrography (Woodburned) category with Vintage Cars gourd and 2nd place in the Mask category with Bird Mask.



The Western States Horse Show

This year's show was held June 4th -7th and featured paintings, sculptures, glass works and gourd art. CGS was represented and took several ribbons. Congratulations to:

Barbara Rippetoe 1st Place

Joyce Campbell 2nd Place

Maryland Fallon 3rd Place



6th Annual Gourdstock

sponsored by the
San Diego County Gourd Artists

Festival Dates
Sat, Sept 19 & Sun, Sept 20
9am - 5pm

Bates Nut Farm
15954 Woods Valley Rd.
Valley Center, CA 92082

Classes

Thur - Sun, Sept 17-20

FREE PARKING

FREE ENTRANCE

- ✓ Gourd art, supplies, and vendors
- ✓ Classes - exciting and new!
- ✓ Opportunity drawings ✓ Food
- ✓ Dry camping available ✓ Picnic area
- ✓ Children of all ages welcome!


For more information

florashm@aol.com

sandiegocountygourdpatch.com



CLASSES



GOURD ART FOR SALE



GOURD SUPPLIES



RAFFLE & SILENT AUCTION



GOURDSTOCK 2015 CLASSES

Thursday September 17 - Sunday September 20
Full and Half Day Classes

For complete class descriptions, pictures and registration form please visit the SDCGA website at:
<http://www.sandiegocountygourdpatch.com/gourdstock-2015-classes>

Thursday September 17

- Class #101 Build a Lamp
Teacher: Susan Nonn -Time: 8-12 / Cost: \$40
- Class #102 Blades of Grass
Teacher: Susan Nonn - Time: 1-5 / Cost: \$40
- Class #103 Wolf or Eagle Pointillism
Teacher: Robin Bryson -Time: 8-5/ Cost: \$60
- Class #105 Hummingbird in Flight
Teacher: Gail Bishop -Time: 8-5 / Cost: \$60
- Class #106 Decorative Gourd Drum
Teacher: Elaine Linton -Time: 8-12 / Cost: \$45
- Class #108 Footed Wood Burned Leaf Bowl
Teacher: Arleen Erickson -Time: 9-4 / Cost: \$65

Friday September 18

- Class #201 Vinyl Stencils & Masks
Teacher: Susan Nonn -Time: 8-12 / Cost: \$45
- Class #202 Jack
Teacher: Susan Nonn -Time: 1-5 / Cost: \$45
- Class #203 Southwest Jewel
Teacher: Rosario Wilke -Time: 8-5 / Cost: \$70
- Class #205 Spirits of Color
Teacher: Gail Bishop -Time: 8-5 / Cost: \$55
- Class #206 Woodburning 101
Teacher: Betty Lake -Time: 8-12 / Cost: \$50
- Class #207 Silhouette Glow in the Dark Planter
Teacher: Olive Moore -Time: 1-5 / Cost: \$50

Saturday September 19

- Class # 301 Wooly Tree
Teacher: Susan Nonn -Time: 8-12 / Cost: \$30
- Class # 302 Mini Ornaments
Teacher: Susan Nonn -Time: 1-5 / Cost: \$30
- Class #303 Filigree Bowl Carving
Teacher: Jack Thorp -Time: 8-5 / Cost: \$65
- Class #305 Standing Ocean Jewel
Teacher: Rosario Wilke -Time: 8-5 / Cost: \$70
- Class #306 Woodburning 101
Teacher: Betty Lake -Time: 8-12 / Cost: \$50
- Class #307 Ghost Candy Dish
Teacher: Olive Moore -Time: 1-5 / Cost: \$50
- Class #308 Triple Play Dichroic Pendant Necklace
Teacher: Gail Bishop -Time: 8-12 / Cost: \$55
- Class #309 Dream Catcher Necklaces
Teacher: Kathy Page -Time: 1-5 / Cost: 40

Sunday September 20th

- Class # 401 Weaving in the Middle
Teacher: Susan Nonn -Time: 8-5 / Cost: \$65
- Class #402 Acorn Gourd Pine Needle Coiling
Teacher: Elaine Linton -Time: 8-12 / Cost: \$45
- Class #403 Geometric Gourd Design
Teacher: Robin Erickson -Time: 8-12 / Cost: \$40
- Class #404 Cute as a Button
Teacher: Christina Chrivia -Time: 8-12 / Cost: \$40
- Class #405 Gourd Rattle
Teacher: Barbara McDermott -Time: 8-11 3hrs / Cost: \$25

CGS 2015-2016 Fundraiser
California Gourd Society 2015-2016
Wreath, Garland or Spray

WIN Fabulous Gourd Art

"Enter to win" one of 20+ gourd art projects made by members of the California Gourd Society. Regional Gourd groups (Patches) and individual CGS members throughout California will be creating unique art in the form of **Wreaths, Garland or Sprays.**

The Gourd Art Projects will be offered as opportunity drawing prizes at the Annual **"Gourds and Baskets: Containers of our Culture"** Event in Visalia, California Saturday April 23, 2016.

Tickets are sold by individual CGS members and CGS Regional Patch members "Patches" listed at:
www.californiagourdsociety.com



SAMPLE

Proceeds benefit the state-wide educational outreach of the California Gourd Society and its gourd artists groups.

Winners need not be present to win.

Tickets \$1.00 Each

Thank you for your donation.

Davis Ranch 7th Annual Gourd Festival 13211 Jackson Rd. Sloughouse CA



Featuring gourd arts and crafts,
gourd sales, multicultural entertainment
& a great variety of food vendors.

**Great pre-festival classes
Thursday and Friday**

**Saturday & Sunday
September 26th & 27th 9AM-4PM
www.davisranchgourdfestival.com
530-503-9292**

Pre Festival Classes - Davis Gourd Festival

For complete class descriptions, pictures and registration form please visit the Davis Gourd festival website at: <http://davisranchgourdfestival.com/davisranch/classes.html>

Thursday September 24, 2015

Time: 9:00-4:00

Materials Fee: Included in class fee

Title: Sampler Basket
Teacher: Toni Best
Fee: \$80.00

Title: Honu Gourd
Teacher: Jelena Clay
Fee: \$100.00

Title: Joyful Song Spirit Doll
Teacher: Gloria Crane
Fee: \$75.00

Friday September 25, 2015

Time: 9:00-3:00

Materials Fee: Included in class fee

Title: My Cup Runneth Over
Teacher: Toni Best
Fee: \$80.00

Title: Gourd Sculpture
Teacher: Jelena Clay
Fee: \$95.00

Title: Beaded Quail
Teacher: Gloria Crane
Fee: \$70.00

Title: Doodling Borders Gourd
Teacher: Bettie Lake
Fee: \$65.00

Ginger Summit

I'll be sharing a booth with the Calabash Club at the Davis Gourd Festival. There will be numerous items from projects that I worked on for the books, as well as gourds that I purchased while on travels. This includes gourds from Japan, Mexico, and especially Africa.

It is very interesting, and nostalgic, to go over so many of these projects! It seems like a very long time ago that Jim Widess and I were working against deadlines, trying to develop ideas that would introduce new and challenging ways of using gourds, while still being interesting to the novice gourd enthusiast. Those were very busy years! But it is definitely time for many of these to find new homes, and I'm especially anxious that they go to people who are familiar with gourds and can appreciate them.



California Gourd Society Gourd Art Show and Competition 2015

Hosted by the DAVIS RANCH AT THE 7th Annual Gourd Festival.

Sloughouse, CA

September 26th & 27th 2015



HOW TO ENTER

- The competition is open to **ALL**
- The entry fee per entry is \$6.00 for CGS members and \$10.00 for all others. One entry per entry form. **Make checks payable to CGS.** Advance registration is not taken.
- **Mailed entries** will be accepted prior to **Friday September 18th 2015.**
- Please mail to **Sylvia Nelson at 10311 Spiva Road, Sacramento, CA 95829**
- **Please see mailing instructions on page 16 and Entry Forms on page 17 of this issue.**
- Entries may be submitted in person on **Thursday, September 24th, from 8 am -5 pm or Friday, September 25th from 8 am – 12 noon ONLY. LATE ENTRIES WILL NOT BE JUDGED.**
- Judging will take place on Friday, September 25th at 3 pm and the display will be open for viewing on Saturday all-day until 5 pm and on Sunday until 3 pm.
- Release and pick up of entries will be **from 3 pm-5 pm on Sunday, September 27th.** All art work not picked up will become the property of CGS.
- CGS reserves the right to photograph each entry and use in promotion of CGS Art Competition.
- While every effort is made to provide security of items, Davis Ranch and The California Gourd Society are not responsible for damaged or lost items.
- It is the responsibility of the artists to place their piece in the correct **category. We have four divisions. Please read category & division descriptions carefully. Fit your art work to the categories.**

General Rules

1. Gourds must predominate
2. Gourds previously entered in a CGS competition will not be permitted.
3. Craft/artwork for each entry must be the original work of person who is the entrant.
4. Only one entry per category is permitted.
5. Judges reserve the right to disqualify or reassign entries that do not meet category criteria. **They may also change, subdivide, or combine categories as necessary to fit categories.**
6. Note: **Copyright designs such as Disney characters or copies of other artist's work may not be used on entries unless written permission is granted by the artist or copyright holder. Copyright free designs may be used.**
7. All participants agree to allow photographs to be taken of displayed items.
8. Not all categories are included in each division.
9. Category definitions may be the same for Novice; Intermediate; Advanced Division & Master Craftsmen, but will be judged according to Divisions level.

Judging

The California Gourd Society will coordinate all judging. Judging will follow the American Gourd Society judging guidelines. Scoring option "A" will be used. 1 thru 5 point system.

Ribbons will be placed for 1st, 2nd and 3rd place in each category at the judges discretion. Pins will be awarded. A category with only one entry does not necessarily guarantee a 1st place ribbon.

(Continued on page 12)

(Continued from page 11)

Category Awards

Best of Show – Best of Division – Judges Choice – Davis Ranch Choice
People's Choice (Votes will be collected from the viewing public both Saturday & Sunday)

Youth Divisions

Category 1 11 and under – One crafted gourd: any theme: any technique.

Category 2 17 and under – One crafted gourd: any theme: any technique

We have four Divisions. Please read their descriptions carefully. Gourd Crafting Terms and Definitions are included for your benefit. See page 18 of this issue for Gourd Crafting Terms and Definitions.

NOVICE DIVISION

This division is for gourd crafters/artists that are relatively new to gourd crafting and have not won a blue ribbon as a Novice. Once you win a blue ribbon in a **category** you must move up to the Intermediate Division. (Example if you win a blue in painting then you would move up only in that category) The Novice should not have taught a gourd class for a fee. If you won a major award in a juried art show or won Best of Novice Division you must move up to the next Division.

Category 3 Pyrography. Wood-burning must predominate, but stain, dye or a small amount of color may be added to enhance the design.

Category 4 Painted/Colored Whole or cut gourd, painting must predominate, may use any color media. See terms & definitions.

Category 5 Bowls, Vases or Containers Any technique allowed.

Category 34 Zentangle® Zentangle the use of repetitive, basic pattern drawing.

INTERMEDIATE DIVISION

The Intermediate Division is for those artists who understand and use basic techniques. Entrant should not have won a major award in a gourd show or a juried art show. They may have sold gourds but not have taught a gourd class for a fee. If you previously won Best of Open Division in this competition you must move up to the next division. (If you have won 5 blue ribbons in the prior Open Division you must enter the Advanced Division).

Category 6 Pyrography Wood-burning must predominate, but stain, dye or a small amount of color may be added to enhance the design.

Category 7 Painted/Colored Whole or cut gourd, painting must predominate, may use any color media. See terms & definitions.

Category 8 Carved Relief-carved, to create texture, chipped, chiseled or power-carved, does not penetrate or cut entirely through the shell, may embellish with color, a whole gourd or bowl-cut gourd may be used.

Category 9 Filigree or fret-work. Design that cuts entirely through the gourd shell, may embellish with color.

Category 10 Coiled Coiling, using pine needles, grasses, raffia, etc. must predominate: stain or dye may be used for embellishment.

(Continued on page 13)

(Continued from page 12)

Category 11 Wall hanging/Masks Any technique allowed. Gourd Masks are made to wear, display or hang on the wall. Masks without a display stand must have a loop or hanger so they may be hung for display at the show.

Category 12 Jewelry Single or sets: necklace, earrings, bracelet, brooch or barrette or tiara any technique.

Category 13 Holiday Any holiday and any combination of techniques.

Category 14 Luminary or Lamps Functional with electrical insert, shade must be made from a gourd (Shade not required) Cut gourd with light source insert. Any combination of techniques.

Category 15 Combination of Techniques Whole or cut gourd: at least 3 different techniques must be used: submit a list of the techniques you used to be displayed with your entry (3x5 card)

Category 16 Distinctively Different Your unique gourd crafting that fits no other competition class.

Category 35 Zentangle® Zentangle the use of repetitive, basic pattern drawing.

ADVANCED DIVISION

The Advance Division is for those artists who have progressed to a more complicated level of work and have a good grasp of multiple techniques and finishing skills. They are creating more distinctive, original work and are ready to compete with a wider range of competitors. They may have taught a gourd class for a fee but have not won top awards in art/gourd competitions. Once you have won Best of the Division or Best of Show in this competition, you must move up to the next division.

Category 17 Pyrography Wood-burning must predominate, but stain, dye or a small amount of color may be added to enhance the design.

Category 18 Painted/Colored Whole or cut gourd, painting must predominate, may use any color media. See terms & definitions.

Category 19 Carved Relief-carved, to create texture, chipped, chiseled or power-carved, does not penetrate or cut entirely through the shell, may embellish with color, a whole gourd or bowl-cut gourd may be used.

Category 20 Filigree or fret-work. Design that cuts entirely through the gourd shell, may embellish with color.

Category 21 Coiled Coiling, using pine needles, grasses, raffia, etc. must predominate: stain or dye may be used for embellishment.

Category 22 Wall hanging/Masks Any technique allowed. Gourd Masks are made to wear, display or hang on the wall. Masks without a display stand must have a loop or hanger so they may be hung for display at the show.

Category 23 Jewelry Single or sets: necklace, earrings, bracelet, brooch or barrette or tiara any technique.

Category 24 Holiday Any holiday and any combination of techniques.

(Continued on page 14)

(Continued from page 13)

Category 25 Luminary or Lamps Functional with electrical insert shade must be made from a gourd (Shade not required) Cut gourd with light source insert. Any combination of techniques.

Category 26 Combination of Techniques Whole or cut gourd: at least 3 different techniques must be used: submit a list of the techniques you used to be displayed with your entry (3x5 card).

Category 27 Distinctively Different Your unique gourd crafting that fits no other competition class.

Category 36 Zentangle® Zentangle the use of repetitive, basic pattern drawing.

MASTER CRAFTSMAN DIVISION

The Master Division artist's work shows excellent use of all techniques and finishing skills. The work is of original design. Their work may have been shown in galleries, previously won top awards in art/gourd competitions, and have reached the level of fine art. **NOTE:** Artists entering this Division are **NOT** allowed to enter Novice or Intermediate Divisions. Master Artists may include a biography with their entry form which will be displayed with the entry (Please furnish frame for display).

Category 28 Pyrography Wood-burning must predominate, but stain, dye or a small amount of color may be added to enhance the design.

Category 29 Carved Relief-carved, to create texture, chipped, chiseled or power-carved, does not penetrate or cut entirely through the shell, may embellish with color, a whole gourd or bowl-cut gourd may be used.

Category 30 Filigree or fret-work. Design that cuts entirely through the gourd shell, may embellish with color.

Category 31 Painted/Colored Whole or cut gourd, painting must predominate, may use any color media. See terms & definitions.

Category 32 Gourd Doll or Spirit Figure Constructed entirely of gourds: clay or wood filler may be used to seal or smooth joints: any ethnicity (submit card with entry identifying ethnicity or country); any combination of techniques, small amount of natural accessories allowed.

Category 33 Holiday Any holiday and any combination of techniques.

Category 37 Zentangle® Zentangle the use of repetitive, basic pattern drawing.

Class gourds are not allowed in competition

The categories below are open to all ages and divisions

Any Representation of Farming, Produce or Harvest: Special category in Honor of Davis Ranch.

Home Grown: A special category for those that love to see gourds growing in their gardens.

Jim Story Award One single gourd, hand trained, manipulated or molded.

Any questions please contact Competition Chair: Barbara Rippetoe at bjrippetoe@sbcglobal.net or phone 916-988-6599.

Gourd Crafting Terms and Definitions

Accessories or Embellishments Any material that is added to the crafted gourd to complete the exhibit.

Artificial or Man-made Accessories/Embellishments Any material that is added to the crafted gourd that is not natural, such as artificial flowers, plastics, plastic eyes, or manufactured items. (See also Natural Accessories.)

Artificial Sinew A waxed nylon imitation of natural sinew (animal tendon) used in beading, sometimes used in place of cotton thread. Artificial sinew will be allowed on all entries.

Base A support or stand that holds a gourd at the proper angle or position. It may be metal, wood or a manufactured turn-table but the base will not be considered an accessory of the crafted gourd.

Basket A gourd with the top cut off and a carrying handle attached or cut so that part of the gourd remains to function as a handle.

Beading The technique of using beads to apply a design to gourds. Beads may be set in beeswax, embedded in recessed holes, or strung and wrapped around or sewn into the gourd. Beads are made of plastic, glass and/or natural material, i.e. shell, wood, clay or seeds.

Bowl A gourd with the top cut off (or some portion of it cut off) to give the appearance of a container.

Burned using a flame (i.e., small torch) to char or change the color of the gourd surface (See also Pyrography/Wood-burning.)

Carved The removal of a portion of the outer surface of the shell of a gourd, exposing the undersurface to create a design or texture in relief, usually done with a power tool.

Chip Carving Carving done with gouging tools to “chip” out small pieces of gourd to create a pattern or design on the surface of the gourd.

Clear Finish Any furnish, such as varnish, shellac, wax or oil, which enhances the overall appearance of the gourd but adds no color (except the slight natural darkening that may occur).

Coiled Use of pine needles or grasses (or other natural materials), wrapped and held in place by thread, raffia or sinew to cover rims of bowls or create designs on gourds.

Color/Coloring Using any medium that adds to, enhances, or changes the natural appearance of the gourd’s surface. Some examples of color media are stains, dyes, inks, oil pastel pencils, crayons, colored pencils, felt tip pens, acrylic paints, oil paints, watercolors, colored waxes, etc.

Cut Gourd Cutting all the way through the gourd shell creating a hole or opening (as opposed to surface cuts as in carving). The cut or openings are incorporated into the design.

Embellishment/Accessories Any material that is added to the gourd to enhance the overall design and appearance of the gourd. (See also Artificial Accessories and Natural Accessories.)

Fretwork An intricate, interlaced decorative design (of holes or other shapes) that is cut into and through the shell of the gourd, usually done with power tools.

Functional Can be used – for example, a gourd pitcher that actually holds water and has a functional spout and handle.

Medium/Media Material used for artistic expression, such as paint, dye, ink, etc.

Natural Accessories Any material that is added to the crafted gourd that is natural. Examples include linen/cotton thread, grasses, pine needles, seeds pods, shells, stones, bone, feathers, etc.

Pyrography/Wood-burning Burning a design (lines and shading) on a gourd with the use of an electric wood-burning tool.

Predominate The word “predominate” (when used in Competition Class description to indicate the amount of medium or technique to be used on the crafted gourd) means that the majority of the crafted gourd surface should exhibit the required medium or technique.

Weaving Interlacing various materials attached to the gourd, such as grasses, cords, natural fibers, etc.





VERY IMPORTANT:
**MAILED ENTRIES THAT DO NOT FOLLOW THE
FOLLOWING GUIDELINES WILL NOT BE
ENTERED IN THE COMPETITIONS.**

**HOW TO PACKAGE YOUR MAILED ENTRY
For the CGS Gourd Art Competition 2015**

Mailed entries must be placed inside a box self-addressed to yourself with return postage affixed to the returning box (not cash, not loose stamps, not money order for stamps). Please package your gourd with enough packing protection to insure safe return. Place the box to be returned to you inside the box addressed to the address below. Only one entry per box.

You must complete an entry form with all areas of the entry form filled in, along with a check for the dollar amount to cover each entry. If you have more than one entry you may submit a check for all entries in Box 1 (please label it Box 1). Entry forms should go in the box with their entry.

Unless otherwise stated on the Entry Form please follow these instructions.

Below are the Mailing Deadline and Address.

CGS Gourd Art Competition –Davis Ranch

Complete details start on page 11 in this issue.

**Mail Deadline for entries in the
CA Gourd Society
Gourd Art Show and Competition**

Friday September 18th, 2015

Please mail to:

Sylvia Nelson
10311 Spiva Road
Sacramento, CA 95829

**CALIFORNIA GOURD SOCIETY
GOURD ART COMPETITION ENTRY FORM**

One form per entry, please print

TAG # _____

Name _____

Mailing address:

City: _____

State: ___ Zip code: _____

Phone: (____) _____

Email:

C.G.S. Primary Patch Affiliation: _____

Division:

- YOUTH AGE _____
- Novice _____
- Intermediate _____
- Advanced _____
- Master Craftsman _____

Category: (See List) Number _____ Title _____

Describe materials and techniques used :

- I affirm this is my own original work.*
- I have read the competition rules and agree to abide by them.*
- CGS has my permission to photograph my entry to use on website/CD of entries.*

Is this gourd for sale? YES _____ NO _____

Signature:

- FEE enclosed: Member \$6.00 per entry
 - FEE enclosed: **Non Member \$10.00 per entry**
- Cash or Check payable to CGS

**CALIFORNIA GOURD SOCIETY
GOURD ART COMPETITION ENTRY FORM**

One form per entry, please print

TAG # _____

Name _____

Mailing address:

City: _____

State: ___ Zip code: _____

Phone: (____) _____

Email:

C.G.S. Primary Patch Affiliation: _____

Division:

- YOUTH AGE _____
- Novice _____
- Intermediate _____
- Advanced _____
- Master Craftsman _____

Category: (See List) Number _____ Title _____

Describe materials and techniques used :

- I affirm this is my own original work.*
- I have read the competition rules and agree to abide by them.*
- CGS has my permission to photograph my entry to use on website/CD of entries.*

Is this gourd for sale? YES _____ NO _____

Signature:

- FEE enclosed: Member \$6.00 per entry
 - FEE enclosed: **Non Member \$10.00 per entry**
- Cash or Check payable to CGS

Teacher: Good, Better, Best

Written By Olive Moore

How many times have you gone home after attending a class and said to yourself, “Wow, I really learned a lot. That was a really good teacher.” And then sometimes after class you’ve thought, “I just didn’t get it. I tried but it just seemed like a mumble-jumble. Was I just in over my head or what?”

An attainable goal as a teacher is for each student to leave class with something new; if not learning a lot then at least having learned something and feeling that it was worth the student’s effort, time and money. Sometimes individuals don’t expect to learn a lot in class. They are taking the class just because they want one of the finished products and that’s OK. Hopefully they too will pick up a tip or two that adds to their skills and knowledge.

What does it take to be a *good* teacher?

I never had any desire to be a teacher. I always considered myself a gourd class junky! From the time I was introduced to gourds I signed up for every available class. I learned so much so fast. I always thought, “Why should I try to figure out everything on my own when experienced gourders are willing to share their knowledge in a classroom setting”.

During those first few years when I took so many classes, I had some really great teachers and some not so great. Fact is I had a few that were down right terrible. But I have to say that I’m glad I had the bad with the good because when I began to teach I knew what kind of teacher I wanted to be and what I didn’t want. Hopefully that experience helps as I progress as a teacher. I am constantly learning from other teachers, fellow gourders and yes - my students.

First off I joined a gourd patch. At gourd patch meetings there’s always a “share and tell” time. I took a gourd that I made to one of the meetings and several of the members asked if I would teach it as a class. It was a seasonal, whimsical gourd. I told them it was OK if they just copied it, I didn’t care. But no, they insisted and (kicking and screaming so to speak) I finally agreed.

I talked to myself all the way home. What had I done? I’m not a teacher and I’ve never had any desire to be one. How could I ever teach that as a class? Most of the members that wanted to attend were way more experienced than I was. I would make a fool of myself for sure! . . . But I said I would teach the class so I did.

Needless to say, that was the beginning of many enjoyable and fulfilling classroom ventures. Yes, there were sleepless nights at first and there are many, many hours of preparation. But my *joy* is to see a student come into class hesitant or even convinced that they will not do well and leave at the end of the day with the biggest smile and sense of accomplishment; having learned that by putting forth some effort they could do it! It makes my efforts all worthwhile.

I’d like to share some of my “philosophy” for my style of teaching. Let me emphasize that these are just **my** thoughts and opinions. I think we can learn from all styles of teaching. So if you’re thinking about teaching let me encourage you to give it a try and consider some of my suggestions.

(Continued on Page 19)

Start your class out by giving an overview of the steps to complete the project. If students know what's ahead, each step makes more sense.

Have examples that students can touch and examine. Even more than one sample is good if possible.

If a process involves several steps, have examples of each step. Most people are very visual and if they can see it as they go along they will do much better.

Demonstrate each technique and require that all students watch the demo. One class I taught not very long ago, I announced that I was going to demo a technique and for those who would like to watch to please come around the table. I had already verbally explained the process. Some of the more experienced gourders chose not to watch and went ahead and got started. To my dismay as I walked around after the demo, it was those who thought they knew what to do without watching the demo that did not have the concept and were headed awry.

Once the students begin working, when the 1st student says they're ready for the next step you can have everyone stop and listen or watch a demo of the next step and then they can go back to where they were. Then students are not sitting and waiting for everyone to catch up before going to the next step.

Repeat your instructions. Especially if instructions were given before a student was at that point. What you said won't be as meaningful until they're ready to start that step. So watch for those who are unsure. Sometimes you'll observe that they are asking a neighbor instead of you. Repeat your instructions to the whole class. They need to hear it over and over.

Whatever question is asked by a student means that area needs to be explained again or perhaps you failed to mention a point. Always thank the student for that question and continue answering it to the whole class even if you've answered it before. If one person asks a question there are probably several others who are wondering the same thing.

When you're not up in front instructing, walk around checking student's progress giving help when needed instead of sitting and chatting with familiar students about unrelated topics for an extended period of time.

As you're walking around and you find a student that has made a mistake, help them fix it (there's always a way to fix it) and then move on. After you've looked at a couple other student's work, then address the issue to the whole class. If one student is struggling with an issue, probably there are others. Do this without singling out a student making them an example of what not to do.

When a student asks your opinion of their progress, always complement them on what is good about their project before you make a suggestion for an alternative or addition. Criticism is hard to listen to even when you ask for it.

Put your whole heart into teaching a class. Ask yourself what would you expect or want from the class that you're teaching. If you're teaching just for the money – it shows!

Always be willing to learn from others, including your students.



GourdFest 2015

Presented by the Calabash Club of Silicon Valley



**Vickie Echols
Friday Class**



**Kristy Dial
Friday Class**



**Kristy Dial
Saturday Class**

*See website for off-site
gourd classes, Oct 9 & 10*



**Jelena Clay
Saturday Class**



**Jelena Clay
Friday Class**



**Vickie Echols
Saturday Class**

Calabash Gourd Festival

October 10 & 11, 2015

At Uesugi Pumpkin Patch,
14485 Monterey Highway,
San Martin, CA 95046

- Free Admission*
- Local Artists' Gourd Art for Sale*
- Vendor Booths*
- Demonstrations*
- Make & Take Classes*
for Kids & Adults

More details at
GourdFest.com



In Loving Memory of
Suz Rawn

Mentor, Friend, and
an Amazing Artist

...you will be missed



She had a mischievous smile and a twinkle in her eye and when it came to gourding, well, Suz Rawn could say “Been there, done that.”

Suz, a member of Ventura County Gourd Artists and CGS since around 2001, passed away July 20.

Plagued by serious health issue that began with a 2010 heart attack, Suz’s health deteriorated further after being diagnosed last year with lung cancer. Through it all, she was involved in VCGA activities and a Tuesday morning class at the Moorpark Active Adult Center. As always, she continued to be mentor and friend to her fellow gourd artists.

Prior to becoming a fan of gourding, Suz was a palette knife oil painter who sold her work at traveling art shows in California and neighboring states. Her gourds, many of them featuring a plethora of natural embellishments, were sold in galleries and local festivals. For years she has been a judge in the Home Arts Department at the Ventura County Fair.

Born March 14, 1937, in Carthage, MO., Suz grew up in Fontana. She and her husband, Harvey, were married in 1975 and lived in Pacific Palisades for 25 years before moving in 2000 to Somis, an unincorporated area of Ventura County, where they grew, among other things - gourds.

An Aug. 30 celebration of life is being planned by her family and VCGA.

Thank You Letter Sent in from Karen Hibdon, VCGA President

May 17, 2015

Dear CGS board members,

On behalf of the Ventura County Gourd Artists I would like to thank you for the generous scholarship you presented us to be used for classes or outreach efforts for elementary-aged youths.

Our event this year was a great success during the annual Farm Day sponsored by California Women in Agriculture. This year's event "brought the farm" to some 800 students from three schools. The event took place at Junipero Serra School in Ventura and Camille King, Shelley Johnson and I represented VCGA.

The pace was hectic as groups of 10 to 35 students rotated through our booth every 10 minutes. We gave them a brief history of gourds, showed them how gourds are cleaned and what they can be used for – utensils and instruments to pieces of whimsy and beauty. We gave information packets and seeds to each classroom teacher.

Again, on behalf of VCGA, I thank you for your generous support of our patch and its outreach efforts. It is an honor to be a part of such an active and involved statewide organization that recognizes our efforts at community outreach and educating the public about the world of gourds.

Sincerely,
Karen Hibdon
VCGA President

Junipero Serra School in Ventura Farm Day 2015



VCGA vice president Camille King gets right down with the students showing a gourd creation she made from toys. Member Shelley Johnson looks on while demonstrating how to clean a gourd.



This young man was intrigued with a Hercules Club gourd.

(Continued from Page 22)



Camille King offers youngsters a hands-on experience with a carved basket gourd.



VCGA President Karen Hibdon talks to a class of students during Farm Day 2015 at Junipero Serra School in Ventura on May 12. About 800 students were introduced to farm animals, crops, gourds etc. during the event.

Wow!! Kirsten O'Brien became our 300th like on our Facebook page.
Thank you to everyone for the likes.



us on Facebook at:

<https://www.facebook.com/californiagourdsociety>



Kirsten O'Brien likes California Gourd Society.

4 hrs · 🌐



California Gourd Society

Non-Profit Organization · 300 Likes



✓ Liked ▾

Sawdust Connection

"The Pyrography Specialists!"

Serving you since 1999



Razertip Systems, Pens & Accessories

~ Home Of The Original Pyrography Starter Kits ~

PROXXON

Mini Saws, Starter Kits,
Blades & Transformers

RAZAIRE 530

Dust Collection System,
Filters & Accessories

FOREDOM

Flexible Shaft, Portable &
High Speed Micromotor
Tool, Starter Kits, Burs &
Accessories

Dye Ink & Starter Kits
Applicators ~ Brushes
And Much More!!!

Check Our Website For
A Complete List Of
Gourd, Pyrography &
Craft Supplies & Tools!

Gourd & Pyrographic Art


Free Online Gourd &
Pyrography Tutorials



www.GourdSupplies.com
www.pyrography-gourd-art.blogspot.com
505-506-3558

Nedra@GourdSupplies.com

Gourd Art Workshops with Joyce Campbell Every Mon and Sat in Lotus, Ca. 95651



Workshops include
**Personal instruction on
 your own project**
Power & specialty tools
Gourd & pattern books
Pigments and dyes
Embellishments
Art supplies
Raw gourds available or
bring your own to class
\$35 10-4 pm
25 yrs experience with gourds



google *Joyce Campbell gourds* for more information
 JoyceCampbellgourds@gmail.com 530-334-0964

Craft Leather for Sale

“Get Creative with Leather”



Various colors, sizes, textures and prices.
 Use on gourd art, dream catchers, purses,
 arts/crafts, and other fun projects.

Contact JoAnn Clark
 b4gourds@yahoo.com
 Phone: 760 749-9410

Easily Clean the Inside of Your Gourds in Just Seconds Instead of Hours!

“I love the gourd cleaning ball. I have used many, many tools from hand sanding, paint strippers, gourd wands, and genies. I have found the Easy Cleaner Ball to be my favorite and use it all the time now.” - Dianne Connelly, artist and instructor



The Easy Cleaner Ball has a durable, gravel-like surface that removes even the most stubborn dried gourd pulp in seconds flat! Choose from 4 sizes and 2 grit options (coarse and fine).

Simply attach the ball to your electric hand drill and the spinning action of the drill does all the work!

- Guaranteed built to last
- Clean out any size gourd
- Comes in coarse and fine grit with long or short shafts
- Fits any standard drill
- Shaft extenders are available




Open Mon-Fri 10am - 4pm PST



Shop Online: www.WelburnGourdFarm.com
 Or Call Us: 1-760-728-4271

Your Premier Source for Quality Organic Gourds, Tools, and Supplies!

Get This Guide FREE On Our Web Site!



Plus Get FREE Video Tutorials!



"Your gourds are by far the best available, and your customer service is outstanding! I would not buy from anyone else. The high quality of your gourds makes them a joy to work with, and each of my customers has been thrilled! Thanks so much!!" - Cathy Whitehead, RI

For all of your gourd crafting needs, Welburn Gourd Farm has you covered! Visit our web site for organic thick-shelled gourds, FREE video tutorials, FREE Beginner's Guide to Gourd Crafting, DVD's, special offers, tools, supplies, and so much more!


"I received both boxes of gourds I ordered right on time. I love getting the cleaned gourds. Your service is perfect and I love the specials! Thanks again." Carrie, Channel Islands, CA



Happy customers picking their gourds

Shop Our NEW Low-Priced Gourds!

"I love the new low-priced gourds!! ...the Welburn 'standard quality' gourds are better than other farms' high quality ones!" - Jan Bollins, CT



Art by Christy Barajas

Our **Standard Quality Gourds** arrive **CLEANED**, and they are **40%-60% cheaper** than our Premium Quality Gourds!

Shown left, a 'standard quality' gourd was used to create this beautiful pot with ginkgo leaves. The minor shell blemishes are concealed with the use of **Cordovan GourdMaster™ Transparent Acrylic** (which is still transparent but has a heavier pigment load and thus gives better coverage than GourdMaster™ Ink Dyes).

On the Web: www.WelburnGourdFarm.com
Call 1-760-728-4271 Open Mon-Fri 10am-4pm PST



MISSION STATEMENT



To promote the horticulture, crafting and appreciation of the hard-shelled gourds (*Lagenaria Siceraria*) by providing charitable and educational activities to members of the society, growers, artists, crafters, business people and the public through community support and education.

Gourd Events 2015

- September 4th – 27th - Los Angeles County Fair
- September 17th -20th - GourdStock Classes –Bates Nut Farm
- September 19th and 20th - Gourdstock Festival –Bates Nut Farm
- September 24th and 25th - Davis Pre Festival Gourd Classes
- September 26th and 27th - CGS Gourd Art Competition and Exhibit hosted by the Davis Gourd Festival
- September 26th and 27th - The Davis Ranch Annual Gourd Festival
- October 1st -4th - CGS Retreat - Highland Springs Resort- Cherry Valley, CA
- October 10th and 11th - The Calabash Club of Silicon Valley - 4th Annual Gourd Festival



Featuring the only power tools designed expressly for gourds!

We have created these tools for you – the gourd artist

New

variable speed power supply!

We have created these tools for you: the gourd artist

The Gourd Saw #7001

The Gourd Drill #70002

Gourd Sander 70006

The Gourd Tool Kit #70011



We've been writing books about gourds, giving classes and selling supplies and tools for gourd crafters since 1989. We've also been listening to your comments about the problems with the existing tools and your wishes for the ultimate jigsaw for cutting gourds.

- Quiet
- High speed
- Easy to maneuver
- Convenient on/off switch
- Light weight
- Fits a woman's hand comfortably
- Works with multiple power sources.
- Adaptable to other gourd crafting accessories
- Rounded ball foot for line of site access.



Our Gourd Saw is quickly becoming the most popular jigsaw for cutting gourds!



Our miniature power tools fit comfortably in your hand



Order online with our secure shopping cart
Check out our website for more gourd crafting tools, books and supplies
www.caning.com

The Caning Shop

926 Gilman St • Berkeley, CA 94710

FREE CATALOG • 1-800-544-3373

CGS BOARD of DIRECTORS 2015

New Terms start at the end of the January Board Meeting

President - Term 2014 - Jan 2016

Barbara Rippetoe bjrippetoe@sbcglobal.net (916) 988-6599

First Vice President -Term 2014 - Jan 2016

Janet Greene sangeeta_k@icloud.com (530) 713-3403

Secretary -Term 2015 - Jan 2017

Olive Moore secretary@californiagourdsociety.com (909) 982-7790

Treasurer-Term 2009 - Jan 2016

Christina Chrivia krisytina@cox.net (619) 890-1637

VP Membership-Term 2009 - Jan 2016

JoAnn Clark b4gourds@yahoo.com (760) 749-9410

Director of Northern Programs -Term 2012 - Jan 2016

Susan Gouig suegg51@yahoo.com (707) 433-9162

Director of Southern Programs -Term 2009 - Jan 2016

Sherry Hunga-Moore florashm@aol.com (760) 781-3311

Directors at Large -#1 Term 2014 - Jan 2017, #2 Term 2013 - Jan 2016

#1 Pamela Argo Pamela@r72.com (916) 642-6947

#2 Susan Sullivan susanSPHN@aol.com (714) 997-4482

CGS Positions

Insurance Contact - (Your contact if your gourd group needs an Insurance Certificate of Coverage for your event)

Barbara Rippetoe bjrippetoe@sbcglobal.net (916) 988-6599

Web Mistress -Term 2014 - Jan 2017, **Facebook 1st Moderator**

Janet Greene sangeeta_k@icloud.com (530) 713-3403

Travel Agent (CGS Official) -Term 2015 - Jan 2017

Pamela Argo Pamela@r72.com (916) 642-6947

Editor, The Golden Gourd Newsletter -2005 - Contract Yearly, **Facebook 2nd Moderator**

Mary Bliss editorgoldengourd@californiagourdsociety.com (714) 328-6197

Immediate Past President—2010 - Jan 2014

Sylvia Nelson sylvianelson@citlink.net (916)-682-2437

CGS Committees

Committee Chair - Competition Categories CA Gourd Competition -2013 - Yearly

Barbara Rippetoe bjrippetoe@sbcglobal.net (916) 988-6599

Committee Chair - CGS Artist Retreat— Highland Springs - 2015

Sherry Hunga-Moore florashm@aol.com (760) 781-3311

California Gourd Society Retreat

October 1st - 4th, 2015

Highland Springs Resort

Cherry Valley, California 92223

**This is open to all CGS members.
It's a wonderful opportunity and value!**

All Inclusive three day, three night Package includes: Room, 7 meals, welcome goodie bag, and several educational art project kits.

We will have a Trading Post with items that the members can bring to sell and trade. There will be a CGS Raffle to fund future events like this Retreat. You will have plenty of time to work on your own projects, share your skills and ideas with other members, or enjoy the many hiking trails and beautiful grounds if you choose. For an additional fee you can book a visit to the on site spa.



Only 3 Spaces Left!

Cottages Only cost is \$325 per person

Signup Deadline is September 1, 2015

Visit our website: <http://www.californiagourdsociety.com/Events.html#Retreat>

CGS Membership News

CGS membership dues are \$20 a year based on a calendar year January 1- December 31

Membership applications are processed usually once a month by the CGS Membership VP, at which time you will receive a Welcome Letter and CGS Membership Card. If you have any questions regarding your membership status or dues please contact Membership VP JoAnn Clark by email at: b4gourds@yahoo.com or phone (760) 749-9410

Current Membership forms can be found at the CGS Website <http://www.californiagourdsociety.com> click Join Us.

Family/Household Membership is available and can consist of a: husband/wife, mother/daughter, father/daughter, roommates, etc. residing at the same address. (Youth - 15 Free)

This package includes only one membership card, and one email address that is shared by all at the address.

Tip: Take and keep a photo of your CGS Membership Card with your phone.

The California Gourd Society would like to encourage all our members to join the American Gourd Society.

The society publishes four issues a year of ***THE GOURD*** journal for members. This publication is a vehicle for news and information about people, events, state Chapters, books, seeds, crafting and other gourd related subjects both domestic and foreign. The AGS is the unifying body for all state Chapters and provides a network of contacts for people and organizations worldwide.

To join contact Dallas Lunsford: agsmembership@comcast.net or <http://www.americangourdsociety.org/join.html>

The Editor's Vine

Hello,

I would like to thank everyone that helps with the copy, pictures and ad support of the Golden Gourd Newsletter. Without your support CGS could not have this wonderful newsletter. A very special thank you to Olive Moore for doing a great job proof reading.

If you do find an error please send me an email and I will correct the archive copy and print a correction in the next issue. Please note my email address and add to your address book: editorgoldengourd@californiagourdsociety.com

Remember this is "YOUR" newsletter. If you have anything you would like to have in the next issue please forward to me. Maybe you attended a recent festival, made something new or tried a new product?

For the most current information please visit the California Gourd Society website at: www.californiagourdsociety.com . It is updated regularly. Members are encouraged to visit the "Members Only" section at our website. There you will find all past issues of the Golden Gourd, tutorials and more.

And for those of you who like a more INTERACTIVE social network you can LIKE us on our *Face Book page* and be sure to search around for other gourd groups, many have their own pages.

The San Diego County Gourd Artists can be found at:

<https://www.facebook.com/pages/San-Diego-County-Gourd-Artist/189483414410325?fref=ts>

the Ventura County Gourd Artists

are at: <https://www.facebook.com/VCGourdArtists?fref=ts> . If your

gourd group has a page please send it to me to add.

Thank you for your continuing support!

Mary Bliss -Editor Golden Gourd

The editor reserves the right to edit any submissions for content and consistency.

All contents copyright © California Gourd Society 1997— 2015.

Golden Gourd Newsletter Annual Cost \$2,400.00

081515



**Electronic Newsletter
Article/Ad Deadlines - 2015 & 2016**

FallOctober 15, 2015
Winter 15/16.....January 31, 2016
Spring.....April 15, 2016
SummerJuly 15, 2016

Ad Rates – 2015

**Half Page \$25
3" X 3" \$15**

Business Card (members only) \$5



CGS On-Line

- **CGS Website** - <http://www.californiagourdsociety.com>
- **CGS Amazon Smile** - <http://smile.amazon.com/ch/91-2054131>
- **CGS Facebook Page** - <https://www.facebook.com/pages/California-Gourd-Society/1443536225864628>
- **CGS Logo Printing** - <http://www.cafepress.com/cagourdsociety>