

THE GOLDEN GOURD

THE NEWSLETTER OF THE CALIFORNIA CHAPTER OF THE AMERICAN GOURD SOCIETY

Volume 18, Issue 2

Summer 2016

Orange & San Diego County CGS Members Receive American Gourd Society Judges Training July 30, 2016



Pictured left to right back row standing: Debbie Zimmerman, Susan Sullivan, Sherry Hunga-Moore, Sylvia Nelson (AGS Certified Judge Instructor), Donna Rositani, Christina Chrivia, and Kellie Delp. Second row: Elaine Linton, Danielle Shelby, Olive Moore, Sandra Heidlebaugh, Darlene McFadden. Sitting: Jack Thorp and Bill Duncan (Training Assistants -AGS Certified Judges). Not pictured: Linda Conn and Robin Erickson

Inside this issue:	
Orange & San Diego County CGS Members Receive American Gourd Society Judges Training	1
President's Message	2
GourdFest 2016—Presented by the Calabash Gourd Club of Silicon Valley	3
Aaron Bullock Amador County Gourd Artists President Featured Artist at the Sutter Creek	4
What's Happening With Judges!	5
Marilyn Carrico—California State Fair	6-7
Yucca Valley 8th Annual Gourd Festival	8
The Art of the Gourd Knot	9
California Gourd Society 2018 Fund-raiser -Totem Handout and Criteria	10-11
Special Edition Announcement * Ever wondered how the word "gourd" translates into other languages? * Leigh Adams –To Receive a Global Citizen Award for Environmental Education.	12
California Gourd Society - Northern California Gourd Competition 2016	13-16
Gourd Crafting Terms and Definitions	17
California Gourd Society - Southern California Gourd Art Show and Competition 2016	18-21
2016 Gourd Events Calendar * Mission Statement	21
CGS Board of Directors 2016 * Organic Gardening Tips	22
Membership News * Classifieds	23
Classifieds	24-25
CGS Board Meeting Highlights - January 9, 2016	26-30
Editor's Vine	30

President's Message

Greetings fellow Gourd Artists,

It is definitely fair season. Some fairs are over already, some are going on now and others haven't started yet.

I enjoyed visiting the State Fair in Sacramento on the last week it was open. What a great display of beautiful gourds. Thank you to all of you who took the time to enter your gourd art and congratulations to the winners! Congratulations to Marilyn Carrico for "Best of Division" with her rain stick and also receiving the CGS special recognition award of \$100! I understand that AGS Certified Judge Barbara Rippetoe was the judge this year. Also thank you to all who worked at the demo booth at the beginning of the fair. We didn't get any photos but I know you worked very hard and shared your gourd knowledge with lots of fair visitors. We will have a "Special State and County Fair Edition" of the Golden Gourd. Look for it in your inbox in September.

While in Sacramento I ventured over to Sutter Creek which is not that far from our capitol city but far enough for it to be a quaint, delightful little town filled with history and wonderful little shops as well as eateries. It was buzzing with many visitors up and down the streets. Sutter Creek Gallery is right in the heart of town and our own CGS member Aaron Bullock was the featured artist for the month of July. I had a wonderful time looking at all of his gourd art and even got to hear a couple stories that accompanied them. Congratulations Aaron on a great accomplishment!

Here in Southern California our county fair in the San Diego area is over. There were 20 awards out of 23 entries. Congratulations to Sherry Hunga-Moore for "Best of Division"! The Orange County fair is still on. There's just one category in that fair: "Gourds". And I'm happy to report that the 1st place went to a fairly new gourd artist and CGS member, Leslie Hargrove. Way to go Leslie! The Los Angeles County fair is yet to happen. It's open the whole month of September. You have to go to the fair to see how well your gourds fared. They don't tell you in advance. Funny thing – I got a check in the mail for \$100 for Best of Show but have no idea which gourd won since I entered five gourds. So check out more fair results in our Special Edition issue as well. If anyone got pictures of the Capital Woodcarver's show competition, please send them to our editor so we can include them in our next issue. We would like to recognize as many participants as possible.

Also, we still have both of our CGS competitions yet to take place. Mark your calendar and take your gourds in. More information in this newsletter. I'll be there. Stop by and say "hi"!

Olive Moore
CGS President
pres@californiagourdsociety.com

Gourd Fest 2016

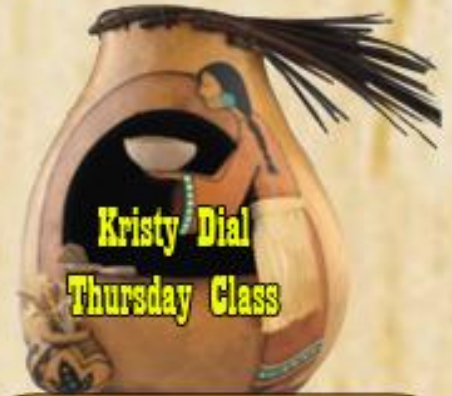
Presented by the Calabash Club of Silicon Valley



**Kristy Dial
Friday Class**



**Olive Moore
Friday Class**



**Kristy Dial
Thursday Class**

**Classes Thursday,
Oct 6 & Friday, Oct 7**



**Gloria Crane
Thursday Class**



**Toni Best
Friday Class**



**Toni Best
Thursday Class**



**Olive Moore
Thursday Class**



**Gloria Crane
Friday Class**



**Calabash Gourd Festival
October 8th & 9th**



At Uesugi Pumpkin Patch,
14485 Monterey Highway,
San Martin, CA 95046

www.GourdFest.com

**Featuring Demonstrations
Gourd Art for Sale
Vendor Booths and
Make & Take Activities
for Kids & Adults**

Aaron Bullock
Amador County Gourd Artists President
Featured Artist at the Sutter Creek Gallery

If you have been a gourd artist for some time, and especially if you live in Northern California you have no doubt become acquainted with gourd artist extraordinaire Aaron Bullock. His gourd art is very interesting because most pieces have a story. Aaron is a natural story teller and his gourds fit right in with the stories he has to tell.

Aaron is a doer not a watcher. He is always busy. His ideas are endless limited only by time to execute them. He is currently the president of the Amador County Gourd Artists which keeps him even more busy.

The Sutter Creek Gallery asked Aaron to be the featured artist for the month of July. What an honor. He had a wonderful selection of his artwork on display. Twenty-six artists are represented in the gallery.

While in Sacramento, one day I drove out to Sutter Creek to visit the gallery and chat with Aaron. We had a great time. I got to hear a couple of his stories and see all of his wonderful gourd art. He doesn't twiddle his thumbs in between gallery visitors either. He has a table in the back where he is constantly working on a project. He had been doing some whittling the day I was there: some figures that would be placed in a scene in a gourd that was yet to be created but was already in his head.

He also had a very interesting article written about him in the *Sierra Lodestar*, *The Entertainment Weekly*. It was quite extensive and shared Aaron's story of his love for art.

Congratulations Aaron!

Olive Moore
CGS President



WHAT'S HAPPENING WITH JUDGES?

Northern California judges have been hard at work. Two teams judged the Gourd Competition at the Capital Woodcarvers Annual Wood and Gourd Competition and Show May 21-22, 2016. Aaron and Sharolyn Bullock, Bill Wilson, Kim Nebel, Carol DesVoigne, Marilyn Carrico, Susan Deguara, and Pam Argo made up the two teams. Sylvia Nelson was the Head judge. There were entries in five categories – Gourd Burning; Distinctly Different; Filigree/Carving; Gourd Jewelry; and Painted Gourds with skills ranging from Novice, Intermediate and Advanced, to Expert. This is the third year there has been Gourd Competition at the Show. It was very well received.

The California Gourd Society awarded a “Special Recognition” ribbon to the Best of Gourd Show winner – Joyce Campbell. Some of the same judges will be giving a lesson at the Folsom Gourd Society meeting in September reviewing the Judge Scoring Sheet Form A that is generally used while judging CGS competition. Bill Wilson will discuss “Originality of Design”, Pam Argo will discuss “Quality of craftsmanship/quality of gourd”, Mary Hufft will discuss “Creativity and Artistry”, Kim Nebel will discuss “Color, Finish, Accessories, and Decorations”. It's a good way to get ready for competition and know what judges are looking for.

Mary Hufft was Head Judge of a team that recently judged the entries at the Amador County Fair on July 24th. There were four categories for gourds – pyrography, carving, painting and mixed media. Marilyn Carrico, Colleen Ballard, Kim Nebel and Barbara Rippetoe (clerk) made up the judging team. We are really encouraging more people to enter their County fairs and spread the “gourd glow”. There was lots of interest in the groups – some people still don't know what a gourd is!

The Northern California judges have also been getting together every 6 or 8 weeks to discuss judging requirements and keeping their judging status current. We have starting working with the AGS Judging Program Booklet “Judging Guidelines by Category, 2013”. The guidelines were developed to help answer questions such as - What does good look like? What are the expectations differences for Novice, Intermediate, and Advanced levels? Not only have we learned a lot but we have a lot of fun. And it makes us better judges. Anyone wanting to learn more about good, better, best gourds or eager to enter competition or become a judge should look this booklet up on the American Gourd Society webpage, under Judging.

And if you are interested in becoming a Judge, contact me at sylvianelson@citlink.net. AGS Certified Judge Instructor.




Pictured above left to right are:

Marilyn Carrico, Sylvia Nelson (AGS Certified Judge Instructor), Colleen Ballard, Mary Hufft, Susan Deguara, Bill Wilson, and Kim Nebel.

Marilyn Carrico
California State Fair
1st Place/Other Gourd Art
Best of Division
CGS Special Award - \$100



Marilyn is not new to winning awards with her gourd art. Fact is she entered her art work in the CA State Fair before there was a separate category for gourds. In 2012 the lighted house titled "Gourd Getaway" was entered in "Any Other Handicraft" and she not only won Best of Division but also the golden bear "Best of Show" award. Besides the State fair she has won numerous awards in CGS competitions including Davis Ranch and Welburn. She even brought home ribbons when she entered gourd competition at the Texas Gourd Festival and Capital Woodcarvers.



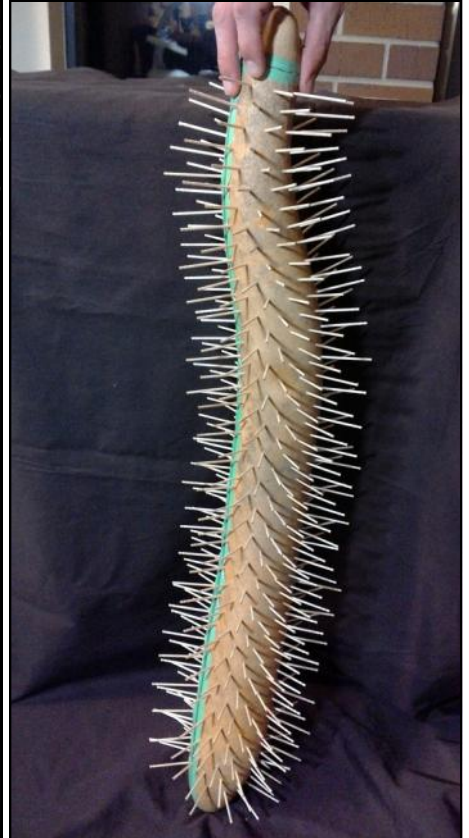
A couple years ago Marilyn read the article in *The Golden Gourd* about Russ Conley's method of creating a rain stick with a snake gourd. From then on she was determined to make one sooner or later and this was the year to make it happen. It's not an easy process and it takes a lot of time. She started it around Valentine's Day and finished it the day before she had to turn it in.

(Continued on page 7)

(Continued from page 6)

What's inside her rain stick you ask? Five hundred toothpicks in even rows each pointing to the center but not touching. It's the shattered pieces of glass cascading over the toothpicks that gives it the sound of gently falling rain.

Congratulations Marilyn on your 1st place, Best of Division and also being awarded the California Gourd Society Special Award of \$100!



8th Annual *Yucca Valley*
Gourd Festival



NOVEMBER 19 & 20 For Information on Classes by Pamela Redhawk,
Vendor Forms *and more* go to www.yuccavalley.org

The Art of the Gourd Knot

By Cecile Garrison

If you are passing through Visalia in the next two or three months stop by and see my knotted wonder arbor! I have had great success in the gourd arbor this summer! I have successfully tied twenty-five knots as of July 15, 2016!

I give full credit for my success to Betty Finch! She spent time with Jim Story near the end of his life and he shared the following technique with her.

The directions were simple:

- Work in the hottest part of the day;
- Water the patch early morning to ensure good humidity;
- Pick a dipper with a long stem;
- It should have bloomed more than three days prior;
- It should be limber and flexible;
- Grasp the stem where it joins the dipper and keep a light grip with one



hand;

- Wrap the fingers of the other hand lightly but snugly around the baby;
- Slowly encircle the stem with the ball;
- Maneuver the ball through the loop you made;
- When you have the ball through the loop, STOP! Gravity will take over!

I'm not saying you will never break another dipper but this should work for you as it has for me.

I have a very short video of me tying a knot on the American Gourd Society Facebook page. It is amazing for me to watch even now!

I have tried several years to tie a knot in a dipper gourd like Glen Burkhalter, Jim Story and several others in the gourd world. I have broken each one I tried until this year.

Glen Burkhalter is also a very successful gourd manipulator and has tried mentoring me long distance from Georgia. He has tutorials on the AGS website and in various magazine articles. His process is completed over a three-day period usually. I am the proud owner of one of his double-knotted pair of gourds.

California Gourd Society 2018 Fundraiser project "Totems"

WIN Fabulous Gourd Art



"Enter to win" one of 20+ gourd art projects made by members of CGS. Regional Gourd groups (Patches) and individual CGS members throughout California will be creating unique art in the form of **Totems**.

The Gourd Art Projects will be offered as opportunity drawing prizes at the Annual **"Gourds and Baskets: Containers of our Culture"** Event in Visalia, California Saturday
April 28, 2018



Tickets are sold by individual CGS Members and CGS Regional Patch members, (Patches). They are listed at:
www.californiagourdsociety.com

Proceeds benefit the statewide educational outreach of CGS and its members.

Winners need not be present to win!

Tickets \$1.00 Each
Thank you for your donation.

CGS 2018 Fundraiser

Project criteria/guidelines for Regional Groups, (Patches)

1. Finished project should have ability to stand securely.
2. Finished project should be quality construction and last for several seasons.
3. Finished project should be in tasteful and stylish fashion.
4. Decorated gourds are securely attached to stand.
5. Patches can determine particular themes or no themes at all, just different decorated gourds by each artist.
6. You are encouraged to make one or more gourd decorated **Totems**.
7. Size limitations between; ~12 inches high to standing floor lamp height ~ 5'.
8. Each Patch is expected to buy and sell tickets.
9. Totems are due *on or prior* to start of event in Visalia, Friday **April 28, 2018**.
10. Ensure to attach tag with name of patch, Totem name and artists names.
11. Mail or deliver to:

***Susan Gouig** P.O. Box 1186, Healdsburg, CA 95448 {Northern members}

***Elaine Linton** 11225 Affinity Ct. #52, San Diego, CA 92131 {Southern members}

Suggestions: Create themed projects and host play days to complete on time. Themes: Fall, Christmas, Halloween, Valentine, spring, southwest, bowls, masks, snowman, etc.

Each Patch or individual submits one form for each project completed.

Please include on an attached tag:

----- **cut here** -----

Name of CGS Regional Patch: _____ or Non Patch affiliate member: _____ Totem name: _____ <p style="text-align: center;">Names of artists who participated:</p> <hr/> <hr/> <hr/>

Each ticket bought from CGS cost the Patch 50 cents and re-sells them for \$1.

The Patch keeps proceeds from their own ticket sales, which should help fund your leader's expenses while attending required CGS functions.

Special Edition Announcement

You may have noticed the absence of much coverage of the California state and local county fairs in this issue.

Truth is we had so much participation statewide there was not enough space in this issue without making it a small book.

The solution was very simple: CGS will have a Special Edition issue just covering all the fair competitions and demonstrations in which members participated, building community and continuing to spread the "Gourd Glow".

I know several fairs have just ended and others just starting. The deadline for the Special Edition issue will be September 26th. If you haven't already submitted either your individual or patch details you have time now.

Please include captions/names with all pictures .
Awards - Category, Place and Name.

Look for the issue to be out late September or early October.



Email your pictures and text to be featured in the Special Edition issue and at our website to:

Mary Bliss
editorgoldengourd@yahoo.com

Ever wondered how the word "gourd" translates into other languages?

Submitted by Grace Swanson

Afrikaans = wonderboom
Chinese = Húlu
Danish = centnergraeskar
Dutch = kalebas
French = gourde

German = Kürbisflasche
Hausa (West Africa) = kwarya
Hawaiian = ipu
Italian = yucca
Latin = hedera

Philipino = gurd
Portugese = cabaça
Russian = tykva
Spanish = calabaza
Swedish = kalebass

Fantastic
Exceptional CONGRATULATIONS
CONGRATULATIONS
Fantastic *Fabulous*
Terrific OUTSTANDING
Fabulous OUTSTANDING *Exceptional*
Terrific

All of us at the CGS would like to congratulate past president (2002-2005) Leigh Adams. Leigh will be receiving a Global Citizen Award for Environmental Education.

The 9th Annual West Coast Global Forum
Combating Climate Change:
A Necessity for Global Sustainability.

The United Nations Association of the United States of America, Southern California Division, hosts its 9th Annual West Coast Global Forum at the California Endowment, Los Angeles, CA on Wednesday, September 28th, 2016

California Gourd Society
Northern Gourd Art
Competition

October 8&9, 2016

Hosted by
The Calabash Club of Silicon Valley

Held at Uesugi Farms
14485 Monterey Rd, San Martin, CA 95046

For More Information:
www.GourdFest.com
or
www.californiagourdsociety.com



California Gourd Society
Northern California Gourd Competition 2016
 Hosted by the Calabash Gourd Club of Silicon Valley
 at Uesugi Farms Pumpkin Patch in San Martin, CA.

October 8-9, 2016

How To Enter

- ◇ The competition is open to **ALL**.
- ◇ The entry fee per entry is \$6.00 for CGS members and \$10.00 for all others. One entry per entry form. **Make checks payable to CGS.**
- ◇ **Mailed entries** will not be accepted.
- ◇ Entries may be submitted in person on **Thursday, October 6, 2016, from 8 a.m. to 4 p.m. and on Friday, October 7, from 7a.m. until 12 noon.**
- ◇ **LATE ENTRIES WILL NOT BE JUDGED.**
- ◇ Judging will take place on Friday at 3 p.m. and the display will be open for viewing on Saturday and Sunday.
- ◇ Release and pick up of entries will be **from 3 p.m.-5 p.m. on Sunday, October 9, 2016.** All art work not picked up will become the property of CGS.
- ◇ CGS reserves the right to photograph each entry and use in promotion of CGS Art Competition.
- ◇ While every effort is made to provide security of items, the Calabash Gourd Group, the California Gourd Society and Uesugi Farms **are not** responsible for damaged or lost items.
- ◇ The artist is responsible for placing his or her piece in the correct **category**.
- ◇ **Note: Please read category and division descriptions carefully. Fit your art work to the categories.**

General Rules

1. Gourds must predominate. 50% of medium or technique to be used on the crafted gourd surface should exhibit the required medium or technique.
2. Gourds previously entered in a CGS competition and judged by AGS guidelines will not be permitted.
3. Craft/artwork for each entry must be the **original** work of person who is the entrant.
4. Only one entry per category is permitted.
5. No class gourds are permitted.
6. Judges reserve the right to disqualify or reassign entries that do not meet category criteria.
7. **Copyright designs such as Disney characters or copies of other artist's work may not be used on entries unless written permission is granted by the artist or copyright holder. Copyright free designs may be used.**
8. All participants agree to allow photographs to be taken of displayed items.
9. Not all categories may be included in each division.
10. Category definitions may be the same for Novice; Intermediate; Advanced and Master Craftsman, but will be judged according to **Division** level.

Judging

The California Gourd Society will coordinate all judging. Judging will follow the American Gourd Society judging guidelines and using AGS trained judges. Scoring option "A" (Detailed Scoring) will be used. 1-5 points will be given for Originality of design, Quality of craftsmanship and gourd, Creativity and artistry, Color and/or finish, accessories, decorative work, and Appropriateness for category.

(Continued from Page 14)

Pins will be awarded for 1st, 2nd and 3rd place in each category at the judge's discretion. A category with only one entry does not necessarily guarantee a 1st place pin.

Category Awards

Best of Show – Best of Division – Judges Choice – Jim Story Award - People's Choice (Votes will be collected from the viewing public both Saturday & Sunday)

DIVISION LEVELS

YOUTH DIVISION (There is no fee for entry in Youth Division)

This division is for **Juniors**: 12 years old and under and **Teens**: 13 -17 years old

Category - One crafted gourd, any technique.

NOVICE DIVISION

This division is for gourd crafters/artists that are relatively new to gourd crafting and have not won a blue ribbon as a Novice. The Novice should not have taught a gourd class for a fee. If you have won a major award in a juried art show or won Best of Novice Division you must move up to the next division.

Category 1 Pyrography - Wood-burning must predominate, but stain, dye or a small amount of color may be added to enhance the design.

Category 2 Painted or Colored – Whole or cut gourd, painting must predominate, may use any color media. Some examples of color media are stains, dyes, inks, oil pastels pencils, crayons, colored pencils, felt-tip pens, acrylic paints, oil paints, water colors, colored waxes, etc..

Category 3 Holiday Theme – Any holiday and any combination of techniques.

Category 4 Beading – The beading design must predominate.

INTERMEDIATE DIVISION

The Intermediate Division is for artists who understand and use basic techniques. Entrants should not have won a major award in a gourd show or a juried art show. They may have sold gourds but have not taught a gourd class for a fee.

Category 5 Pyrography - Wood-burning must predominate, but stain, dye or a small amount of color may be added to enhance the design.

Category 6 Painted or Colored - Whole or cut gourd, painting must predominate, may use any color media. Some examples of color media are stains, dyes, inks, oil pastels pencils, crayons, colored pencils, felt-tip pens, acrylic paints, oil paints, water colors, colored waxes, etc

Category 7 Carved - Relief-carved, to create texture, chipped, chiseled or power-carved, does not penetrate or cut entirely through the shell, may embellish with color, a whole gourd or cut gourd may be used.

Category 8 Filigree or fretwork – The design cuts entirely through the gourd shell and may be embellished with color.

Category 9 Jewelry – Single or sets: Necklace, earrings, bracelet, brooch, barrette or tiara. Any technique.

Category 10 Beading - The beading design must predominate.

Category 11 Weaving/Coiled – A gourd woven or coiled with mixed materials, may be natural or man-made, fiber art techniques must predominate.

Category 12 – Combinations of Techniques – At least 3 different techniques must be used (and identified).

(Continued on page 16)

(Continued from Page 15)

ADVANCED DIVISION

The Advanced Division is for artists who have progressed to a more complicated level of work and have a good grasp of multiple techniques and finishing skills. They are creating more distinctive, original work and are ready to compete with a wider range of competitors. They may have taught a gourd class for a fee but have not won top awards in art/gourd competitions. Once you have won Best of the Division or Best of Show in this competition, you must move up to the next division.

Category 13 Pyrography - Wood-burning must predominate, but stain, dye or a small amount of color may be added to enhance the design.

Category 14 Painted or Colored - Whole or cut gourd, painting must predominate, may use any color media. Some examples of color media are stains, dyes, inks, oil pastels pencils, crayons, colored pencils, felt-tip pens, acrylic paints, oil paints, water colors, colored waxes, etc

Category 15 Carved - Relief-carved, to create texture, chipped, chiseled or power-carved, does not penetrate or cut entirely through the shell, may embellish with color, a whole gourd or cut gourd may be used.

Category 16 Filigree or fretwork – The design cuts entirely through the gourd shell and may be embellished with color.

Category 17 Jewelry – Single or sets: Necklace, earrings, bracelet, brooch, barrette or tiara. Any technique.

Category 18 Beading - The beading design must predominate

Category 19 Weaving/Coiled – A gourd woven or coiled with mixed materials, may be natural or man-made, fiber art techniques must predominate.

Category 20 Combinations of Techniques – At least 3 different techniques must be used (and identified).

MASTER CRAFTSMAN DIVISION

The Master Division artist's work shows excellent use of all techniques and finishing skills. The work is of original design. Their work may have been shown in galleries. Previously won top awards in art/gourd competitions, and have reached the level of fine art. **NOTE:** Artists entering this Division are **NOT** allowed to enter Novice or Intermediate Divisions. Master Artists may include a biography with their entry form, which will be displayed with the entry. (Please furnish frame for display).

Category 21 Pyrography - Wood-burning must predominate, but stain, dye or a small amount of color may be added to enhance the design.

Category 22 Carved - Relief-carved, to create texture, chipped, chiseled or power-carved, does not penetrate or cut entirely through the shell, may embellish with color, a whole gourd or bowl-cut gourd may be used.

Category 23 Filigree or fretwork – The design cuts entirely through the gourd shell and may be embellished with color.

Category 24 Beading - The beading design must predominate.

Category 25 Weaving/Coiled – A gourd woven or coiled with mixed materials, may be natural or man-made, fiber art techniques must predominate.

Category 26 Combinations of Techniques – At least 3 different techniques must be used (and identified).

Category 27 Distinctively Different – Your unique gourd that does not fit into any other category.

Special Category

Category 28 in Honor of Jim Story - Any Manipulated or Molded gourd grown in the last two years.

Any questions please contact Competition Chair Sylvia Nelson at sylvianelson@citlink.net 916-682-2437.

041816

Gourd Crafting Terms and Definitions

Accessories or Embellishments Any material added to the crafted gourd to complete the exhibit.

Artificial or Man-made Accessories/Embellishments Any material added to the crafted gourd that is not natural, such as artificial flowers, plastics, plastic eyes, or manufactured items.(See also Natural Accessories).

Artificial Sinew A waxed nylon imitation of natural sinew (animal tendon) used in beading, sometimes used in place of cotton thread. (Artificial sinew will be allowed on all entries).

Base A support or stand that holds a gourd at the proper angle or position. It may be metal, wood or a manufactured turn-table but the base will not be considered an accessory of the crafted gourd.

Basket A gourd with the top cut off with a carrying handle attached or cut so that part of the gourd remains to function as a handle.

Beading The technique of using beads to apply a design to gourd. Beads may be applied with beeswax, embedded in recessed holes, strung and wrapped around, or sewn to the gourd. Beads are made of plastic, glass, and/or natural material, i.e. shell, wood, clay or seeds.

Bowl A gourd with the top cut off (or some portion cut off) to give the appearance of a container.

Burned Using a Flame (i.e., small torch) to char or change the color of the gourd surface (See also Pyrography/Wood-burning.).

Carved The removal of a portion of the outer surface of the shell of a gourd, exposing the undersurface to create a design or texture in relief, usually done with a power tool.

Chip Carving Carving done with gouging tools to “chip” out small pieces of gourd to create a pattern or design on the surface of the gourd.

Clear Finish Any furnish, such as varnish, shellac, wax or oil, which enhances the overall appearance of the gourd but adds no color (except the slight natural darkening that may occur).

Coiled Use of pine needles or grasses (or other natural materials), wrapped and held in place by thread, raffia or sinew to cover rims of bowls or create designs on gourds.

Color/Coloring Using any medium that adds to, enhances, or changes the natural appearance of the gourd’s surface. Some examples of color media are stains, dyes, inks, oil pastel pencils, crayons, colored pencils, felt tip pens, acrylic paints, oil paints, water-colors, colored waxes, etc.

Cut Gourd Cutting all the way through the gourd shell to create a hole or opening (as opposed to surface cuts as in carving). The cut or openings are incorporated into the design.

Embellishment/Accessories Any material that is added to the gourd to enhance the overall design and appearance of the gourd. (See also Artificial Accessories and Natural Accessories).

Fretwork An intricate, interlaced, decorative design (of holes or other shapes) cut into and through the shell of the gourd, usually done with power tools.

Functional An item fashioned to be used. For example, a gourd pitcher that actually holds water and has a functional spout and handle.

Medium/Media Material used for artistic expression, such as paint, dye, ink, etc.

Natural Accessories Any material added to the crafted gourd that is natural. Examples include linen/cotton thread, grasses, pine needles, seeds pods, shells, stones, bone, feathers, etc.

Pyrography/Wood-burning Burning a design (lines and shading) on a gourd with the use of an electric wood-burning tool.

Predominate The word “predominate” (when used in Competition Class description to indicate the amount of medium or technique to be used on the crafted gourd) means that the majority of the crafted gourd surface should exhibit the required medium or technique.

Weaving Interlacing various materials attached to the gourd, such as grasses, cords, natural fibers, etc.

California Gourd Society

Gourd Art Competition

in collaboration with

Orange County Woodcarvers

October 15 and 16 2016

Elk's Club

212 Elk Lane, Santa Ana, CA

Categories

Pyrography, Carving, Filigree/Fretwork


Hosted by

 Orange County
Gourd Society

Entry information can be found at:

www.ocgourdsociety.com or

<http://www.californiagourdsociety.com/>



California Gourd Society

Southern California Gourd Art Show and Competition 2016

Hosted by Orange County Gourd Society in collaboration with Orange County Carvers Guild
Elk's Lodge, 212 Elk Lane, Santa Ana, CA October 15-16, 2016

How To Enter

- ◇ The competition is open to **ALL**
- ◇ The entry fee per entry is \$6.00 for CGS members and \$10.00 for all others. One entry per entry form. **Make checks payable to CGS.**
- ◇ **Mailed entries** will not be accepted.
- ◇ Entries may be submitted in person on **Saturday, October 15, 2016, from 6 a.m. to 8 a.m.**
LATE ENTRIES WILL NOT BE JUDGED.
- ◇ Judging will take place on Saturday at 8:30 a.m. and the display will be open for viewing on Saturday, from completion of judging until 5 p.m. and on Sunday 10 a.m. until 3 p.m.
- ◇ Release and pick up of entries will be **from 3 p.m.-5 p.m. on Sunday, October 16, 2016.** All art work not picked up will become the property of CGS.
- ◇ CGS reserves the right to photograph each entry and use in promotion of CGS Art Competition.
- ◇ While every effort is made to provide security of items, the Elk's Club, the California Gourd Society and Orange County Woodcarver's are **not** responsible for damaged or lost items.
- ◇ The artist is responsible for placing his or her piece in the correct **category.**
Note: We have four divisions. Please read category and division descriptions carefully. Fit your art work to the categories.

General Rules

1. Gourds must predominate. 50% of medium or technique to be used on the crafted gourd surface should exhibit the required medium or technique.
2. Gourds previously entered in a CGS competition and judged by AGS guidelines will not be permitted.
3. Craft/artwork for each entry must be the **original** work of person who is the entrant.
4. Only one entry per category is permitted.
5. No class gourds are permitted.
6. Judges reserve the right to disqualify or reassign entries that do not meet category criteria. **They may also change, subdivide, or combine categories as necessary to fit categories.**
7. **Copyright designs such as Disney characters or copies of other artist's work may not be used on entries unless written permission is granted by the artist or copyright holder. Copyright free designs may be used.**
8. All participants agree to allow photographs to be taken of displayed items.
9. Not all categories may be included in each division.
10. Category definitions may be the same for Novice; Intermediate; Advanced and Master Craftsman, but will be judged according to **Division** level.

Judging

The California Gourd Society will coordinate all judging. Judging will follow the American Gourd Society judging guidelines. Scoring option "A" (Detailed Scoring) will be used. 1-5 points will be given for Originality of design, Quality of craftsmanship and gourd, Creativity and artistry, Color and/or finish, accessories, decorative work, and Appropriateness for category.

Pins will be awarded for 1st, 2nd and 3rd place in each category at the judge's discretion. A category with only one entry does not necessarily guarantee a 1st place pin.

(Continued from page 19)

Category Awards

Best of Show – Best of Division – Judges Choice –

People's Choice (Votes will be collected from the viewing public both Saturday & Sunday)

Division Levels

NOVICE DIVISION

This division is for gourd crafters/artists who are relatively new to gourd crafting and have not won a blue ribbon as a Novice. The Novice should not have taught a gourd class for a fee. If you have won a major award in a juried art show or won Best of Novice Division you must move up to the next division.

Category 1 Pyrography - Wood-burning must predominate, but stain, dye or a small amount of color may be added to enhance the design.

Category 2 Carved - Relief-carved, to create texture, chipped, chiseled or power-carved, does not penetrate or cut entirely through the shell, may embellish with color, a whole gourd or bowl-cut gourd may be used.

Category 3 Filigree or fretwork – The design cuts entirely through the gourd shell and may be embellished with color.

INTERMEDIATE DIVISION

The Intermediate Division is for artists who understand and use basic techniques. Entrants should not have won a major award in a gourd show or a juried art show. They may have sold gourds but have not taught a gourd class for a fee.

Category 4 Pyrography - Wood-burning must predominate, but stain, dye or a small amount of color may be added to enhance the design.

Category 5 Carved - Relief-carved, to create texture, chipped, chiseled or power-carved, does not penetrate or cut entirely through the shell, may embellish with color, a whole gourd or bowl-cut gourd may be used.

Category 6 Filigree or fretwork – The design cuts entirely through the gourd shell and may be embellished with color.

ADVANCED DIVISION

The Advanced Division is for artists who have progressed to a more complicated level of work and have a good grasp of multiple techniques and finishing skills. They are creating more distinctive, original work and are ready to compete with a wider range of competitors. They may have taught a gourd class for a fee but have not won top awards in art/gourd competitions. Once you have won Best of the Division or Best of Show in this competition, you must move up to the next division.

Category 7 Pyrography - Wood-burning must predominate, but stain, dye or a small amount of color may be added to enhance the design.

Category 8 Carved - Relief-carved, to create texture, chipped, chiseled or power-carved, does not penetrate or cut entirely through the shell, may embellish with color, a whole gourd or bowl-cut gourd may be used.

Category 9 Filigree or fretwork – The design cuts entirely through the gourd shell and may be embellished with color.

(Continued on page 21)

(Continued from page 20)

MASTER CRAFTSMAN DIVISION

The Master Division artist's work shows excellent use of all techniques and finishing skills. The work is of original design. Their work may have been shown in galleries. Previously won top awards in art/gourd competitions, and have reached the level of fine art. **NOTE:** Artists entering this Division are **NOT** allowed to enter Novice or Intermediate Divisions. Master Artists may include a biography with their entry form, which will be displayed with the entry. (Please furnish frame for display).

Category 10 Pyrography - Wood-burning must predominate, but stain, dye or a small amount of color may be added to enhance the design.

Category 11 Carved - Relief-carved, to create texture, chipped, chiseled or power-carved, does not penetrate or cut entirely through the shell, may embellish with color, a whole gourd or bowl-cut gourd may be used.

Category 12 Filigree or fretwork – The design cuts entirely through the gourd shell and may be embellished with color.



California Gourd Society MISSION STATEMENT

To promote the horticulture, art, crafting and appreciation of the hard-shelled gourds (*Lagenaria Siceraria*) by providing charitable and educational activities to members of the society, growers, artists, crafters, business people and the public through community support and education.

2016 Gourd Events Calendar



Wow! Have we got an exciting calendar of gourd events for you!

CGS is very thankful to have so many gourd opportunities to share with our membership happening right here in our state. Our *patches/gourd groups* and

CGS have really worked hard and have grown several partnerships with crossover artist groups and local farms.

We now have several festivals and competitions to feed our obsession!

Many of these events have vending and pre festival gourd art classes.

Check the individual event websites for complete details for teachers, vendors and classes, in most cases it will be posted at the CGS Website under the Events tab. Information has or will be updated soon.

September 2nd -25th—Los Angeles County Fair - Pomona, CA

October 8th-9th - California Gourd Society Northern Gourd Art Competition and Show is held in conjunction with the *Calabash Club of Silicon Valley* - 5th Annual GourdFest, San Martin, CA*

October 8th-9th - *The Calabash Club of Silicon Valley* - 5th Annual GourdFest, San Martin, CA*

October 15th - 16th - California Gourd Society Southern Gourd Art Competition and Show is held in conjunction with the Orange County Woodcarvers at their 20th Annual Show & Competition, Santa Ana, CA

November 18th - 20th - Yucca Valley Gourd Art Competition and Festival, Yucca Valley, CA

**Patch Hosted Event*

CGS BOARD of DIRECTORS 2016**President**

Olive Moore pres@californiagourdsociety.com (909) 982-7790

Vice President

Pamela Argo Pamela@r72.com (916) 642-6947

Secretary

Peggy Blessing secretary@californiagourdsociety.com (858) 292-9219

Treasurer

Rosalie Gochnour treasurer@californiagourdsociety.com (619) 588-9528

Director of Membership

JoAnn Clark b4gourds@yahoo.com (760) 749-9410

Director of Northern Regional Groups

Susan Gouig suegg51@yahoo.com (707) 433-9162

Director of Southern Regional Groups

Elaine Linton dirsouth@californiagourdsociety.com (858) 722-5711

Directors at Large - Ambassadors

Betty Finch ambassador@californiagourdsociety.com (661) 221-1633

Susan Sullivan Susansphn@aol.com (714) 293-4705

*Organic Gardening Tips from Cecile Garrison*

I have grown gourds on our Visalia, California farm since we moved here ten years ago and in a small area in town 15-20 years before that. My terrible experience with pesticides in the late 90's made me an "organic" gardener before it was really cool!



An expert recommended a solution for dead spots in our lawn which he attributed to grubs. We applied as directed and watched thousands of earth worms come to the surface of that lawn and die.



NO MORE CHEMICALS FOR ME AFTER THAT DEVASTATING SIGHT!



We have created an ecosystem where frogs, lizards, birds, spiders and the occasional snake live in peace and harmony. We have flowers in bloom in every season to keep our beneficial insects, birds, etc. happy, happy, happy! Even hummingbirds consume plant destroying insects. When I harvest my baskets in the fall almost all of them have a big fat Black widow spider under them.



They got fat eating plant destroying insects.



Years ago my motto became "I will lose my entire crop before I will use chemicals on my gourds, flowers or vegetables!" Works for me!



www.gourdsandroses.com



CGS Membership News

CGS membership dues are \$20 a year based on a calendar year.

January 1- December 31

Some of the Benefits of Membership:

- **The Golden Gourd Newsletter** (electronic only) highlights artists, festival classes, tells where CGS is participating in festivals, competitions and related events, tutorials, advertisements for gourd-related services and products.
- Eligibility to serve on CGS Board.
- Opportunity to be trained and certified as an American Gourd Society judge.
- Participate in occasional members-only State-wide events (retreats or conferences)

You will receive a Welcome Letter and CGS Membership Card

CGS Website <http://www.californiagourdsociety.com> click Join Us.



Family/Household Membership is available and can consist of a: husband/wife, mother/daughter, father/daughter, roommates, etc. residing at the same address. This package includes only one membership card, and one email address that is shared by all at the address. Youth - 15 are always free.

Tip: Take and keep a photo of your CGS Membership Card with your phone.

Please direct all questions regarding membership or dues to Membership VP JoAnn Clark by email at: b4gourds@yahoo.com or phone (760) 749-9410.

Craft Leather for Sale

“Get Creative with Leather”



Various colors, sizes, textures and prices.
Use on gourd art, dream catchers, purses,
arts/crafts, and other fun projects.

Contact JoAnn Clark
b4gourds@yahoo.com
Phone: 760 749-9410

Easily Clean the Inside of Your Gourds in Just Seconds Instead of Hours!

“I love the gourd cleaning ball. I have used many, many tools from hand sanding, paint strippers, gourd wands, and genies. I have found the Easy Cleaner Ball to be my favorite and use it all the time now.” - Dianne Connelly, artist and instructor



The Easy Cleaner Ball has a durable, gravel-like surface that removes even the most stubborn dried gourd pulp in seconds flat! Choose from 4 sizes and 2 grit options (coarse and fine).

Simply attach the ball to your electric hand drill and the spinning action of the drill does all the work!

- Guaranteed built to last
- Clean out any size gourd
- Comes in coarse and fine grit with long or short shafts
- Fits any standard drill
- Shaft extenders are available



Open Mon-Fri 10am - 4pm PST



Shop Online: www.WelburnGourdFarm.com
Or Call Us: 1-760-728-4271

Featuring the only power tools designed expressly for gourds!

We have created these tools for you – the gourd artist

New

variable speed power supply!

We have created these tools for you: the gourd artist

The Gourd Saw #7001

The Gourd Drill #70002

Gourd Sander 70006

The Gourd Tool Kit #70011



- Quiet
- High speed
- Easy to maneuver
- Convenient on/off switch
- Light weight
- Fits a woman's hand comfortably
- Works with multiple power sources.
- Adaptable to other gourd crafting accessories
- Rounded ball foot for line of site access.



Our Gourd Saw is quickly becoming the most popular jigsaw for cutting gourds!



Our miniature power tools fit comfortably in your hand



Order online with our secure shopping cart
Check out our website for more gourd crafting tools, books and supplies
www.caning.com

The Caning Shop

926 Gilman St • Berkeley, CA 94710

FREE CATALOG • 1-800-544-3373

Sawdust Connection

"The Pyrography Specialists!"

Serving you since 1999

Razertip Systems, Pens & Accessories

~ Home Of The Original Pyrography Starter Kits ~



PROXXON

Mini Saws, Starter Kits, Blades ~ Transformers

RAZAIRE 530

Dust Collection System

FOREDOM

Flexible Shaft, Portable, High Speed Micromotor Tools ~ Starter Kits

Dye Ink ~ Starter Kits

Applicators ~ Brushes

And Much More!!!

Check Our Website For Our Discounted Prices On Pyrography, Gourd & Craft Supplies, Tools & Accessories

Free Online Gourd & Pyrography Tutorials



www.GourdSupplies.com

www.pyrography-gourd-art.blogspot.com

www.facebook.com/groups/pyrography.gourd.art.1

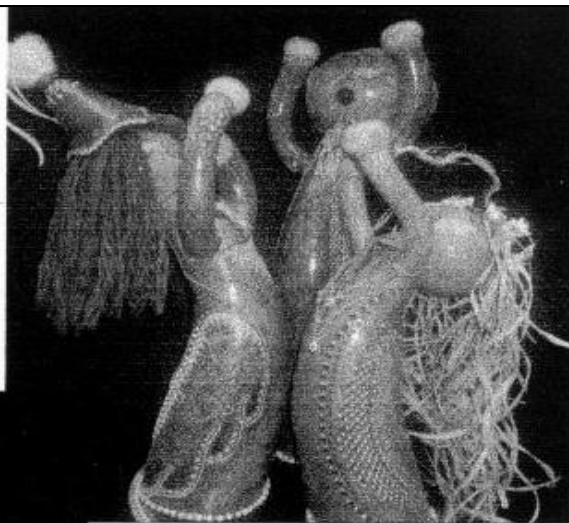
505-506-3558

Nedra@GourdSupplies.com



Classes every week for all skill levels

Contact me to arrange dates just for you ... my studio and time are yours




Joyce Campbell Workshops

Lotus, Ca. 95651
Studio overlooks the vineyard and foothills
google Joyce Campbell gourds for more info
530-334-0964
JoyceCampbellgourds@gmail.com

Classes include materials & personal instruction to work on a project that interests you ... carve, wood burn, dye, coil, paint, bead, embellish and more. Learn lay out, sawing & rotary work. \$35 per day Contact me for availability. New students get the second class FREE.

Your Premier Source for Quality Organic Gourds, Tools, and Supplies!

Get This Guide FREE On Our Web Site!



Plus Get FREE Video Tutorials!



"Your gourds are by far the best available, and your customer service is outstanding! I would not buy from anyone else. The high quality of your gourds makes them a joy to work with, and each of my customers has been thrilled! Thanks so much!!" - Cathy Whitehead, RI

For all of your gourd crafting needs, Welburn Gourd Farm has you covered! Visit our web site for organic thick-shelled gourds, FREE video tutorials, FREE Beginner's Guide to Gourd Crafting, DVD's, special offers, tools, supplies, and so much more!

"I received both boxes of gourds I ordered right on time. I love getting the cleaned gourds. Your service is perfect and I love the specials! Thanks again." Carrie, Channel Islands, CA




Happy customers picking their gourds

Shop Our NEW Low-Priced Gourds!

"I love the new low-priced gourds!! ...the Welburn 'standard quality' gourds are better than other farms' high quality ones!" - Jan Bollins, CT

Our **Standard Quality Gourds** arrive **CLEANED**, and they are **40%-60% cheaper** than our Premium Quality Gourds!

Shown left, a 'standard quality' gourd was used to create this beautiful pot with ginkgo leaves. The minor shell blemishes are concealed with the use of **Cordovan GourdMaster™ Transparent Acrylic** (which is still transparent but has a heavier pigment load and thus gives better coverage than GourdMaster™ Ink Dyes).



Art by Christy Barajas



On the Web: www.WelburnGourdFarm.com
Call 1-760-728-4271 Open Mon-Fri 10am-4pm PST



CALIFORNIA GOURD SOCIETY
Board Meeting Highlights - January 9, 2016

Board Members Present: Olive Moore, President; Pamela Argo, Director at Large; Peggy Blessing, Secretary; Christina Chrivia, Treasurer; JoAnn Clark, Vice President/Membership; Sue Gouig, Director of Northern Programs; Janet Greene, Vice President; Sherry Hunga-Moore, Director of Southern Programs; and Susan Sullivan, Director at Large **Others Present:** Mary Bliss, Editor/Golden Gourd; Betty Finch, Director at Large Candidate; Cecile Garrison, AGS President [left at 10:10am]; Rosalie Gochnour, Treasurer Candidate; Elaine Linton, Director of Southern Programs Candidate; and Sylvia Nelson, Past President

President Olive Moore called the meeting to order at 8:10am in the Comfort Suites hotel meeting room in Visalia, CA.

Mission Statement

A motion was carried to adopt a revised mission statement adding the word "art" as follows: "To promote the horticulture, *art*, crafting and appreciation of the hard shelled gourds (*Lagenaria Sicerariqa*) by providing charitable and educational activities to members of the California Gourd Society, growers, artists, crafters, business people and the public through community support and education.

Secretary's Report

There were no objections or corrections to the Minutes of the January 10, 2015, Board meeting and will be filed as distributed. Several motions that were approved electronically throughout 2015 were ratified by the Board: 1) On 4/28/15, approved conducting an annual internal audit rather than conducting an external audit; 2) On 3/4/15, approved CGS Retreat budget at \$4,866.25; 3) On 9/3/15, approved purchase of newest version of QuickBooks at \$50; 4) On 10/6/15, upon Barbara Rippetoe's resignation, appointed Olive Moore President; 5) On 10/6/15, appointed Peggy Blessing as Interim Secretary; On 10/8/16, authorized the removal of Barbara Rippetoe from the Bank of America account; 7) On 11/19/15, authorized awarding \$100 to Best of Division at 2016 California State Fair.

Board Member Appointments

Olive noted that Christina Chrivia had asked to be replaced as Treasurer, but a candidate was not presented during the nomination process last fall. She announced that Rosalie Gochnour agreed to serve as Treasurer and Christina will train her. Betty Finch spoke to the group about the influence Jim Story had on her gourd growing and artwork and what she hoped to accomplish during her term of office.

A motion was carried to appoint Olive Moore as President, Pam Argo as Vice President, Elaine Linton as Director of Southern Programs, Betty Finch as Director at Large and Susan Sullivan as Director at Large to serve a two-year term commencing January 2016; and, whereas Christina Chrivia expressed her desire to be replaced, to appoint Rosalie Gochnour as Treasurer to serve a two-year term commencing January 2016; and to appoint Peggy Blessing as Secretary to complete the term of the vacated position through January 2017 or until a suitable replacement can be found. Peggy reported that 57 members cast their votes of support for the slate of directors as presented electronically during November/December 2015.

A motion was carried to authorize the following individuals to have signature authority on the California Gourd Society's Bank of America account: Christina Chrivia, JoAnn Clark, Rosalie Gochnour, Sherry Hunga-Moore, Elaine Linton, Olive Moore. It was noted that, after the full transition of the Treasurer, use of a different banking institution may be investigated.

Treasurer's Report

Christina Chrivia led a 45-minute review and discussion of the 2015 balance sheet and the budget vs. actual schedules. She noted total assets and liabilities were \$28,209.47. She pointed out two restricted funds: 1) CGS retreat raffle proceeds designated toward the next retreat (\$2,010); 2) education/scholarships fund (\$680.37), which had been allocated previously for use by the northern regional groups (southern groups' allocation has been spent). She noted that we do not pay bank fees due to the balance level we maintain. The net ordinary income at year-end was favorable to budget by \$6,059.53 (actual \$1,854.53 vs. a budgeted loss of - \$4,205). Gross income was \$40,601.39 (\$28,372.25 attributed to the retreat) and total expenses were \$38,746.86 (\$28,399.26 attributed to the retreat).

It was suggested we remind our members to designate CGS to receive charitable donations through Amazon Smile when purchasing online. Rosalie offered to look into registering CGS for members to receive a discount at JoAnn's craft stores. Olive suggested that, if we had not already done so, we should send a letter of thanks for in-kind services to Davis Ranch for hosting the CGS 2015 competition. Christina referred to the schedule showing income and expense by event/activity, and the importance of tracking event inventory to ensure this schedule is accurate. A motion was carried to accept the report of the Treasurer for filing.

American Gourd Society

AGS President Cecile Garrison shared gourds she had grown with those attending the meeting. She gave a number of reasons to join the American Gourd Society and explained an AGS contest that was underway. The winning state chapter that increased the highest

(Continued on page 27)

(Continued from page 26)

percent of new and renewing members would receive the proceeds from the AGS fund raising event.

Following a 30-minute recess, the meeting reconvened at 10:40am. [*Cecile Garrison left.*]

2009-2014 Audit

Olive reported that bank pass codes have been re-set by Christina. Christina explained how to access the CGS Square account, noting that she has set up a shopping list for ease of tracking inventory. She offered to set up accounts for anyone who needed to use a Square credit card reader at CGS events. For those who use CGS bank cards, Olive said it was important to provide receipts and expense descriptions to the Treasurer in a timely manner. She also said anyone who needed reimbursement was required to provide a reimbursement form with the receipts, fully describing the expense so that it can be properly categorized. Discussion followed regarding the delay in receiving refunds for double membership payments made via PayPal. Christina said we should receive the full refund without a fee.

Olive read the report of the independent audit by Jenn Euer as emailed to Barbara Rippetoe on 7/19/15. Olive observed that we were already doing items suggested by the auditor, noting that Ms. Euer did not have the benefit of discussing any of the processes that are in place with those responsible for these. Based on the information presented to the auditor, there were no findings or mis-statements. There was discussion about Ms. Euer's comment regarding the frequency of bank reconciliations, which were done regularly, but sometimes delayed because receipts were not submitted in time or there was little or no activity during a particular month. It was agreed that it would be reasonable to require reconciliations be done at least quarterly. There were valid reasons for the three uncashed checks that were pointed out by Ms. Euer, e.g., lost check or competition award donated back to CGS. Christina said that the IRS Form 990's were submitted in a timely manner, despite the fact that Ms Euer said she did not see these records. Other comments Ms. Euer made did not make sense, such as not being able to access QuickBooks, dividing up functions to different people, and having an annual CPA audit. The Board approves expenses through the budget process or electronically if there are exceptions, and we do not use the accrual accounting process. There is a separate person handling and tracking membership payments. We do not receive Federal grants, nor do we earn over \$1MM, either of which would require an external year-end audit (est. expense \$3,000).

It was suggested procedures be developed for internal audits that will include the appointment of a group of 2 or 3 members to match up bank statements with memberships, deposits tickets and review expenditures every two-year term of the Treasurer.

Following a recess of 2 hours and 25 minutes, allowing time for a Bank of America appointment and lunch, the meeting reconvened at 1:45pm.

Membership Report

JoAnn Clark noted that membership accounting is skewed, because those paying dues between September and December are active members through the end of the following calendar year. As a result, a true membership reconciliation is not possible. Counting those that joined since September, she reported the total of 2015 members at 458, noting there were 38 family memberships. She reported that 199 have joined or renewed their 2016 memberships. Membership has shown a growth trend each year.

Olive thanked Mary Bliss and JoAnn for doing the renewal reminders to expired members. Mary explained the problem regarding members who have blocked Constant Contact messages from CGS, saying we would be labeled as spammers if we attempted to send mail to those addresses. She shared the sample letter with a link to a printable membership card, which could save postage. She noted that she does not allow CGS emails to be forwarded. It was agreed to proceed with the electronic card concept, sending hard copies to those without email or who make a request.

JoAnn said she solicited all patches regarding the free membership reward for having 100% of their group as members of CGS, and she received four responses (San Diego, Orange County, Ventura, Calabash). JoAnn will send a note of congratulations for publication in the Golden Gourd, and Mary will add it to our Facebook page. JoAnn will encourage patch leaders to have their members pay CGS membership dues when they renew their patch memberships.

Discussion followed regarding the requirements to be considered a CGS regional group and possible consequences if a group was not in compliance. Problems that some regional groups have were pointed out. Some ideas that were discussed included removing non-compliant groups, lowering the 100% requirement, leaving it to the regional groups to honor the membership requirement, continuing the practice to reward patches for compliance, continuing to focus on generating new members, and promoting the benefits for being a member of CGS which now includes travel agent services. Peggy Blessing agreed to again take over the responsibility of updating the membership application forms.

Northern and Southern Regional Groups Reports

Patch leader meetings: Sue Gouig reported that the northern patch leaders met on March 28, with all but 2 patches represented.

(Continued on page 28)

Continued from page 27)

There were good discussions, including topics such as competitions, representation on the website and compliance regarding CGS membership. Lunch was served and a doll class was taught. Sherry Hunga-Moore reported that the southern patch leaders met on March 25 at the San Gabriel Bead Company in Arcadia with all but 2 patches represented. Patch leader roles and responsibilities were reviewed, CGS fundraiser wreaths and sprays were distributed, and they worked on a "posey pot" project. The 2016 patch leader meeting will combine northern and southern leaders and be held prior to the April conference in Visalia.

CGS Retreat Report: Sherry commented on the overwhelming success of the October 1 - 4 retreat at the Highland Springs Resort. She attributed this to the many, many hours generously donated in preparation and planning, allowing a wonderful "gourd glow" to carry throughout the event. She has a spreadsheet with all the information needed to put on the next retreat. Participant bios were shared at the event, and it has not yet been determined where these should be posted. Discussion followed regarding what was appropriate to post on the Members Only section and what could be posted on the public pages to generate interest. It was noted that the membership roster is confidential and is only distributed to board members and patch leaders.

Sherry reviewed the retreat report that listed the 78 attendees, compiled participant survey results, financial summary and fundraising raffle details. She noted \$4,340 was budgeted and actual expenses were \$3,186.10. She suggested the next retreat planners rent a U-Haul rather than pack several vehicles with supplies and equipment. Mary read the list of raffle donors. Sue Gouig and Pam Argo were working on ideas for a future retreat. Olive remarked on the huge success of the retreat which received much positive feedback.

Patch Leader Meeting Expenses:

Sherry and Sue asked for clarification on what expenses would be covered by GGS for the patch leader meeting. Combined, there was \$1,000 in the budget, \$500 for each region. Currently, \$300 has been deposited for the meeting room and food has been ordered. Exact costs will depend on the number of people attending (Est. 40 people = \$700). Sherry, Sue and Elaine Linton will meet later to discuss the details. It was agreed that the 2 regional leaders will have their room paid for by CGS (2 nights) and be reimbursed for gas. Patches should reimburse their leaders for their travel expenses. Board members who choose to attend would not be reimbursed for travel expenses.

Regional Group Listings:

The group discussed the status of patches in both the northern and southern regions. Sue said that the Redding group should be removed as well as the Lasson and Santa Cruz groups, if this had not already been done. A new group, Rio Linda Gourd Artists led by Pam Argo, should be added, making the total 8 in the northern region. Sherry said there were 7 active patches in the southern region, with 4 of those adhering to the CGS membership requirement. Betty Finch expressed interest in organizing a patch in the Kern County high desert area.

Following a 15 minute recess, the meeting reconvened at 4:15pm.

Directors at Large Report

Susan Sullivan: Susan reported on her activities during the year, much of which focused on collaborations with woodcarver groups. She acknowledged Linda Conn for her help in making this year's program a success. She said there were several gourd entries in the Orange County woodcarvers competition, and some of our gourd artists have now become woodcarvers. She felt that they were a strong group for us to be aligned with, particularly when teaming up at county fairs. She noted that at most senior centers there are woodcarving activities, and our patches should be encouraged to seek potential opportunities with them. Ideas for working with other groups were discussed, e.g., seed conferences, garden groups, California missions, special CGS awards for gourd entries at county fairs.

Pam Argo: Olive wanted it recorded that Pam Argo had been appointed by Barbara Rippetoe as CGS retreat chair person and she is also our travel agent. Pam said she will soon have a new website with promo code for CGS use, and she said the source of discounts and CGS donations will be from her commissions. She and Sue will be checking out 2017 retreat options which may include a cruise, and they expected to have some details to share at the patch leader meeting in Visalia. Sue Gouig, Susan Sullivan and Janet Green shared retreat location suggestions.

Betty Finch: As the incoming Director at Large, Betty said she wants to focus on promotion of growing and manipulating gourds and will write an article for the *Golden Gourd*, and form a group in the high dessert. She offered to be a speaker at events on growing gourds.

Editor's Report

Mary Bliss distributed reports summarizing *Golden Gourd* expense, advertising income, and open and download stats for the newsletter and emails sent throughout 2015. She also reviewed the content outline for the 2016 *Golden Gourd* issues and discussion followed regarding advertising policies. It was confirmed that non-CGS events, such as the MWGBG and Yucca Valley conferences

(Continued on Page 29)

Continued from page 28)

could purchase full-page ads. These would not be advertised on our website, but information links would be provided for pertinent events. Discussion newsletter and emails sent throughout 2015. She also reviewed the content outline for the 2016 *Golden Gourd* issues and discussion followed regarding advertising policies. It was confirmed that non-CGS events, such as the MWGBG and Yucca Valley conferences followed regarding contact links on the website as well as the development of a Board Only and Patch Leader Only login sections.

Olive brought up the idea of increasing Mary's compensation, considering that she has agreed to be our web administrator in addition to editing the *Golden Gourd*. Mary declined this offer, saying that it was a matter of cut and pasting information from the newsletter. Olive acknowledged the value of this contribution to the organization, and the group thanked Mary with a round of applause. It was agreed that all board members donate a lot of their time, and it was suggested that a reward system be considered, e.g., complementary membership during a term.

Old Business

Insurance Coverage: Christina reported that she received the usual 2015 invoices for general liability and directors and officers insurance, but there were unexpected additional charges and understood this to be for non-owned auto insurance initiated by Barbara Rippetoe. It was agreed to not renew the non-owned auto insurance coverage in 2016. Peggy Blessing will be the contact person for insurance matters.

Scholarship Fund: Sherry reported that the scholarship fund money allocated to the southern regional patches was spent by the Ventura County regional group for a local school activity. Sue Gouig said she has offered this opportunity to the northern patches and will remind them at the patch leader meeting.

CGS Fundraising Project: Sherry reported that the printing of raffle tickets was donated. Discussion followed regarding the slow sale of tickets, noting that \$821 had been deposited. A discussion will take place at the upcoming patch leader meeting regarding the 2018 fundraising project, and board members shared a few of their ideas.

New Business

Competitions: Olive acknowledged the work of Barbara Rippetoe and Sylvia Nelson on the 2015 California State Fair competition. During a discussion about judges, it was suggested that refresher courses be offered to those who were relatively new and/or had limited experience. A motion to appoint Sylvia Nelson as chair of a committee to coordinate entries into the Davis [*later changed to Calabash festival*], Capital Woodcarvers and State Fair competitions. Pam was thanked for her involvement in 2015 competition at Davis. Olive reported that Capital Woodcarvers issued CGS a \$274 check for the registration fees in the special gourd competition and for ribbon sales, and we netted \$207 from this event.

It was confirmed that we will donate the usual \$20 toward the AGS Jim Story Award. Betty Finch said she will donate money for the AGS Jim Story Award and would donate \$20 toward a CGS Jim Story Award. Other Board members donated funds to CGS and the AGS award funds. The donation totals would allow for support of the AGS Jim Story Award at a level of \$50, and donations collected for the new CGS Award category was \$110. A motion carried to allocate \$50 for a 2016 first place Jim Story Award, and keep the balance of donated funds for future years.

Bylaws: Proposed revisions to the bylaws were discussed at length last night during a workshop. A redline version indicating changes from the original bylaws will be shared, and suggestions will be incorporated into a revised proposal. This matter can be then be considered and voted on at the 2017 Board meeting.

AGS Judging: Olive referred to the AGS judging information that was included in the information packet, noting they are adopting a new standard. Sylvia said that this may entail some tracking of judges and those who were assigned to oversee a group of competition judges.

A recess was called at 6:50pm for dinner. The meeting reconvened at 9:10pm.

Visalia Basket and Gourds Conference: Olive reported what items Toni Best will provide CGS during the conference and discussion followed regarding other items that will be needed for the CGS information booth.

Terms of Office: Discussion took place regarding ways to rebalance the 2-year term cycle so that there will not be so many due to rotate off the board. It was agreed that we would encourage board members to serve more than one 2-year term but that we should still regularly open up these posts for nominations on a 2-year cycle. Nominations will open this fall for the following positions: Secretary, Vice President of Membership and the Director of Northern Programs.

(Continued on Page 30)

(Continued from Page 29)

An advertising coordinator was needed to contact potential vendors and to invoice and collect payments. Mary said she no longer wants to handle this responsibility, although she would be willing to create an ad for someone who needed assistance in that area.

Future Board Communications: Discussion followed regarding options to conduct virtual meetings, noting the difficulties in following email strings. Email protocols were suggested. Christina suggested some ways we could take advantage of social media to engage our members; and Christina, Sherry and Elaine agreed to explore this further.

The meeting adjourned at 10:05pm. It was agreed to meet at 8:00am tomorrow morning to develop the 2016 budget.

Respectfully submitted,
Peggy Blessing, Secretary

CALIFORNIA GOURD SOCIETY

Board Meeting Highlights - January 10, 2016

Board Members Present: Olive Moore, President; Pamela Argo, Vice President; Peggy Blessing, Secretary; JoAnn Clark, Vice President/Membership; Betty Finch, Director at Large; Sue Gouig, Director of Northern Programs; Rosalie Gochmour, Treasurer; Elaine Linton, Director of Southern Programs; and Susan Sullivan, Director at Large **Others Present:** Mary Bliss, Golden Gourd Editor/Web Administrator; Christina Chrivia, Past Treasurer; Janet Greene, Past Vice President; Sherry Hunga-Moore, Past Director of Southern Programs; and Sylvia Nelson, Past President

Immediately following a budget meeting that began at 8:15am, Olive Moore called a Board meeting to order at 9:50am in the Comfort Suites hotel meeting room in Visalia, CA.

2016 Budget

The following 2016 budget totals were read: Gross income: \$10,601; Expenses: \$13,561; Net Loss: (\$ 2,960). During the budget discussion it was noted that, over the past five years, CGS income was favorable to budget by approximately \$4,000. Many of the years with budgeted losses were due to the spending of the McLelland estate proceeds for competition prizes. 2014 was the year the actual vs. estimated value of this estate was determined, and a write-off adjustment resulted in a significant decrease to the balance sheet. A motion was carried to accept the 2016 budget as presented.

The meeting adjourned at 9:55am.

Respectfully submitted,
Peggy Blessing, Secretary

The Editor’s Vine

Hello CGS Gourders,

I would like to thank everyone that helps with the copy, pictures and ad support of the Golden Gourd Newsletter. Without your support we could not have this newsletter. A very special thank you to Olive Moore for doing a great job proof reading for me.

Remember this is “YOUR” newsletter. If you have anything you would like to have in the next issue please forward to me. Maybe you attended a recent festival, made something new or tried a new product? The box on the right has the current ad rates per issue and the deadline dates. The newsletter is usually emailed a month later. CGS also sends “Shout Outs” on a fairly regular basis; they are a great resource for those surprise events that don’t make it in time for the newsletter.

All members are encouraged to visit the “Members Only” section at our website, especially if you are a NEW member. There you will find all past issues of the Golden Gourd, tutorials and more. And for those of you that like a more INTERACTIVE social network you can LIKE us on our **Face Book page**.

Please note my email address and add to your address book:
editorgoldengourd@californiagourdsociety.com

Thank you for your continuing support!
Mary Bliss -Editor Golden Gourd

The editor reserves the right to edit any submissions for content and consistency.
All contents copyright © California Gourd Society 1997— 2016

Golden Gourd Newsletter Annual Cost \$2,400.00
081516

**Golden Gourd Electronic Newsletter
Article/Ad Deadlines - 2016**

SummerJuly 15, 2016
FallOctober 15, 2016
Winter 16/17.....January 31, 2017
Spring.....April 15, 2017

Ad Rates – 2016

**Half Page \$25
3” X 3” \$15**

Business Card (members only) \$5