

# THE GOLDEN GOURD

THE NEWSLETTER OF THE CALIFORNIA CHAPTER OF THE AMERICAN GOURD SOCIETY

Volume 21, Issue II

Summer Issue August 2018

## 2018 Retreat Hat Parade By Betty Finch

The late Jim Story of Pendelton, Indiana enthusiastically promoted the wearing of gourd jewelry and apparel at gourd festivals in many states. In his honor the California Gourd Society sponsored a Hat Parade at the Oakhurst Retreat.



Six competition categories had been announced in advance so participants would have time to create something to fit. Only a few hats were seen on the first day. Some judges had concerns there might not be enough entries to award all the ribbons. When the hat parade was announced by Pam Argo 34 people rose wearing hats that seemed to appear out of nowhere!

Some were wearing entire head-to-toe costumes to match their hats. The San Diego group surprised everyone with their coordinated Mickey Mouse themed hats. The group even entertained everyone by singing the Mickey Mouse song causing the room to join in.



(Continued on Page 4)

**Inside this issue:**

President's Message * Silver State Art Festival	2-3
2018 Retreat Hat Parade continued from Cover	4 - 5
GourdFest Festival and Class Poster	6
VCGA - Host a Gourd Judges Training Session	7
Silver State Art Festival Classes	8
Gourd Events Calendar * Call for Artists CGS Gourd Art Competitions	9
SDCGA 11th Annual Frenzy Fundraiser Sleepover -Pirate Theme	10-12
California Bay Area Gourd Competition Poster	13
California So. Cal Gourd Competition Poster	14
Seeking Nominations for the Position of Treasurer * Amazon Smile	15
Tips & Tricks - Tips for Selling Gourds	16 - 17
Yucca Valley 10th Anniversary Gourd Art Festival Poster	18
A Gourd Time Was Had By All - CGS Retreat Recap	19 - 23
Classified Ads	24
Editors Vine * Golden Gourd Ad Rates and Deadlines * Big Announcement Coming Soon * Mission Statement	25
Classified Ads	26

**President's Message**

Greetings Fellow Gourd Artists,

What a wonderful summer we have had. So many county fairs now have gourd categories in their home arts division. We will be having a special edition of our newsletter just for reporting participation in the fairs throughout the state. So gather up the photos and write a paragraph or two about your county fair and send it to our editor, Mary Bliss, to be included in our special edition.

I visited the California State Fair. It was a shorter visit than what I had planned but it was delightful none the less. I truly enjoyed all of the gourd entries. There will be photos in the special edition. Special recognition goes to Patti Fisher, a CGS member of the Amador Gourd Artists, who won "Best of Division" and received the \$100 Special Award from the California Gourd Society.

In the farm area, CGS was well represented by the Folsom Gourd Artists and the Amador Gourd Artists. A large area was designated for worldwide gourd history, growing and harvesting gourds as well as ongoing demos by patch members. The fair had welcomed gourds being planted in the Spring so there were gourd plants in several areas with many gourds on the vines from babies to well matured gourds. This educational booth was manned throughout the whole fair so many visitors were introduced to gourds and gourd art.



**Standing:** Sherry Hunga-Moore, Peggy Blessing, Sylvia Nelson, Susan Sullivan, Libbi Salvo, JoAnn Clark, Christina Chrivia, Pam Argo and Mary Bliss.

**Sitting:** Betty Finch, Olive Moore and Sue Gouig.

Besides the local and state fairs I must brag about our CGS Retreat. Pam Argo, our CGS Vice-President, along with her retreat committee did a bang up job. I know there's a separate article about the retreat so I won't elaborate but it was so much fun. Everyone had a great time. Next retreat, please consider attending. You won't be sorry. Retreats are mostly self-funded by the attendees and the revenue generated by the raffle prizes. Besides the fabulous raffle, the fun projects and the beautiful table centerpieces, I must say that the hat parade was definitely the highlight of the retreat. Visit the CGS website and our Facebook page for a great video and many more photos of this fun filled weekend.

Our CGS gourd competitions are soon to be here. The Calabash Club of Silicon Valley is sponsoring a Festival at the Uesugi Farms in San Martin. There is gourd competition there as well as in Southern California in conjunction with the woodcarvers in Santa Ana. Both events are in October. More details are on our website and elsewhere in this newsletter.

I will be at both events so come by and visit. Both offer the perfect opportunity to renew your CGS Membership or give as a gift.

Your president,  
Olive Moore

(Continued on Page 3)



(Continued from Page 2)



Pictured L - R: Sylvia Nelson, Marilyn Carrico, Sue Gouig, Georgette Maffei and Barbara Rippetoe who created the educational display.

Silver State  
**ART**  
**FESTIVAL**

**Gourds, Basketry,  
Fine Art & Fine Crafts**

- ◆ Free admission ◆ Stunning artwork for sale
- ◆ Raffles to benefit Advocates to End Domestic Violence

**Classes Sept. 14 - 16**

Carving, beading and weaving are just a few techniques you can learn to create a beautiful piece of art. Classes are filling fast, sign up today!

**www.NevadaGourdSociety.org**  
619-995-2475 or 775-301-8230

**Fuji Exhibit Hall,  
Carson City, NV**  
**September 15, 9am - 5pm**  
**September 16, 10am- 4pm**





(Continued from Cover)



Participants were asked to parade slowly around the room while judges Betty Finch and Sylvia Nelson conferred. There were many fabulous hats. The quality and quantity of entries had the judges so overwhelmed it was decided to have the participants stand still so the judges could walk down the line to more closely observe the details and interview the participants. Sylvia and Betty independently chose two or three favorites for each category. With assistance from the President, Olive Moore, the lists were compared. Where both judges had selected the same hat in a category the name was circled revealing the winners.



Category winners were called to the front and the other participants returned to their seats to cheer for their favorites. The overall winner was determined by audience applause.

Christy Tsai's beautiful, stylish, bird nest hat was proclaimed the winner and Pam presented her with a \$100 bill.



(Continued on Page 5)



(Continued from Page 4)



Pictured Right to Left

Libbi Salvo - San Diego - Special Recognition, Karen Ayers - Tulare/Sequoia - Funniest, Cathy Warrick - Calabash - Gourdiest, M.E. Hue Graham - Tulare/Sequoia - Most Interesting, Christy Tsai - Calabash - Most Beautiful - Grand Prize - \$100, Terrye Temple - Bachelor Valley - Most Original



Everyone had loads of fun but there is always room for improvement. Next time you can expect to sign up before the parade. We welcome you to submit any other suggestions for consideration.

Future parade categories are anticipated to remain unchanged.

1. Most Original
2. Most Beautiful
3. Most interesting
4. Gourdiest
5. Funniest
6. Other special recognition





# Gourd Fest 2018



## Calabash Gourd Festival October 13th & 14th



At Uesugi Pumpkin Patch  
14485 Monterey Highway  
San Martin, CA 95046

[www.GourdFest.com](http://www.GourdFest.com)

*Featuring Demonstrations  
Gourd Art for Sale  
Vendor Booths and  
Make & Take Activities  
for Kids & Adults*

## Ventura County Gourd Artists Host a Gourd Judges Training Session

The weekend started out with the patch's annual BBQ Picnic Saturday evening. Sylvia Nelson, an AGS certified judge training instructor, was invited to attend since the training session was the following morning and Sylvia traveled all the way down to Camarillo from Sacramento. Olive Moore, CGS President, also joined them. She would assist Sylvia in the training, which would qualify her to also be a certified judge training instructor.

Kathleen Johnston, Ventura County Gourd Artist's (VCGA) president, had made arrangements to use a classroom where she teaches regular community classes on gourds. It was perfect for the class. Attendees even brought left-overs from the picnic to munch on during class time.

Everyone was asked to bring some of their gourd art for mock judging. They were asked to bring good examples and not so good examples of different techniques. They ended up with a wonderful selection of gourds to work with from carved to woodburned to painted gourd art.

Sylvia began by sharing the guidelines and procedures from the American Gourd Society Judging Handbook, answering questions along the way. Different methods of judging were discussed along with the flexibility of each competition team holding a gourd competition. The Bay Area 2018 Competition Rules, Definitions and Categories were used as an example.

Then Olive reviewed the judging procedure for each technique as to what to look for, following the "Judging Guidelines by Category" and using scoring method Option A. There was much discussion during this process. The group plans to meet again to further discuss additional techniques and procedures.

All those who attended are now *Apprentice Judges*. To become a *Certified Judge* they will each need to maintain their AGS membership and either judge or clerk in a AGS sanctioned competition. In 2018 there are two opportunities: 1) Bay Area Gourd Competition at GourdFest, sponsored by the Calabash Club of Silicon Valley in San Martin and 2) Southern California Gourd Competition in conjunction with the Orange County Woodcarvers, sponsored by the Orange County Gourd Patch. Both events are in October. Details are listed on the CGS website.

If you or your gourd groups are interested in hosting an AGS gourd judge training session please contact Sylvia Nelson by email at: [sylvianelson@citlink.net](mailto:sylvianelson@citlink.net) Sylvia is our CGS competition and judging chair.



Olive Moore compares various carving techniques.



Sylvia Nelson discusses the many gourds brought in for critiquing during the AGS judging course offered for Members of VCGA on August 19.



Charlie Boles looks on while Shelley Johnson comments on judging class discussion





# Silver State ART FESTIVAL

September 14 - 16, 2018  
Fuji Park, Carson City

## CLASSES

Learn a new craft and wow your family & friends. Three days of gourd & basketry classes! Choose from many different classes being offered in Carson City. Classes are filling fast so sign-up today and create a beautiful piece of art.

619-995-2475 or 775-301-8230  
[www.NevadaGourdSociety.org](http://www.NevadaGourdSociety.org)

Visit our website  
**TODAY!**





## 2018 Gourd Events Calendar

- August 23 - 26 Butte County Fair
  - Sept. 2 - 9 Gold County Fair
  - Sept. 15 -16 The Silver State Art Festival - Nevada Gourd Society - Carson City, NV
  - August 31-Sept.23 Los Angeles County Fair - Pomona, CA
  - Sept 12-16 Tulare County Fair - Tulare, CA
  - Sept. 19-30 Kern County Fair - Bakersfield, CA
  - October 13 - 14 **\*CGS California Bay Area Gourd Competition** - Hosted by the Calabash Club of Silicon Valley at the Uesugi Farms - San Martin, CA
  - October 27 - 28 **\*CGS California So. Cal Gourd Competition** in collaboration with the Orange County Woodcarvers - Hosted by the Orange County Gourd Society - Santa Ana, CA
- \*Official CGS Event**



To view or download and print out the complete competition handout for both CGS competitions please use the links below.

Members should have received an email with the complete instructions.

October 13 - 14 CGS California Bay Area Gourd Competition - Hosted by the Calabash Club of Silicon Valley - GourdFest at the Uesugi Farms - San Martin, CA.

**Link to website is:** [http://www.californiagourdsociety.com/Bay\\_Area\\_Competition.html](http://www.californiagourdsociety.com/Bay_Area_Competition.html)

October 27 - 28 CGS California So. Cal Gourd Competition in collaboration with the Orange County Woodcarvers - Hosted by the Orange County Gourd Society - Santa Ana, CA.

**Link to website is:**

[http://www.californiagourdsociety.com/South\\_Gourd\\_Competition.html](http://www.californiagourdsociety.com/South_Gourd_Competition.html)



# San Diego County Gourd Artists 11<sup>th</sup> Annual Frenzy Fundraiser Sleepover Pirate Theme



*Pirate Prop with real treasure chest made by Stacy Day.*

Each year 20 lucky members participate in a weekend sleepover to enjoy friends, food and GOURDS! This is a chance to have members take time for themselves, a little getaway to relax and play.





(Continued from Page 10)

Members pay a modest fee for Friday, Saturday and Sunday lodging, meals and goodie bags. Part of the fee, \$25 goes into a fund for the following year's expense kitty.

Our event is held at JoAnn Clark's home in Valley Center. The setting is perfect for our weekend adventure. We set up our Sale and Trade tables on the Veranda along with the wet bar, snacks and a fruit stand loaded with freshly picked fruit from JoAnn's orchard for all to enjoy.



Below are some wonderful emails from our members;

*I am so grateful to have found this fantastic group of friends. Every time we get together, I come away feeling wonderful. So great to spend another weekend having fun gourdng, talking, eating and drinking, and a little bit of sleeping too. I learn so much from all of you. Our events are always the most fun I have ever had. **Libbi Salvo***

*I concur, another wonderful frenzy, thanks to all on the committee, each year is always a wonderful thought out event from beginning to end. Always enjoy so much. Looking forward to next year already. **Kellie Delp***

*Once again, you all out did yourselves from our booty bags, to the painted photo opportunity and the decorations that all took time and thought, to the Ship full of fruit and the octopus with the dip, to the FUN game of finding coins, eye patches, shirts and red scarfs, the Pirate Punch, and other alcohol drinks that were shared, and mid-day treats (cuz we didn't get enough to eat at our meals) Right!!! All the sharing of information Demo by Grace and on the spot tips and education freely given, the accommodations and class room set up and all the other things I left out like Linda so kindly giving the back treatments and those loaning things to those of us that forgot something. Oh and Bob for the coleslaw, can't forget that!! For the wonderful friendships of one and all. It was perfect!!!!!! My head is spinning with all the fun I had. **Donna Rositani***

*What can I say. It seems that every year we have this wonderful event at my home, it gets better and better. The theme was well represented with all the great decorations, drinks, costumes, gift bags, food and of course, all your friendship. As I often have said, our home sings when it's full of laughter and fun. Now it's withdrawal time, but many wonderful memories. Thanks everyone to making this another successful gourd frenzy. **JoAnn Clark***

Some of our past themes included, Polynesian Paradise, Christmas in Summer, Safari, Day of the Dead, Mardi Gras and a Doll theme to name a few. We decorate and prepare our meals based on that year's theme.

(Continued on Page 12)



(Continued from Page 11)

"Dolls" Theme.

We made dolls to match our costumes.



"Mardi Gras"

We made Gourd Masks

Ohhh the mint Julips were fabulous!

Dia de los Muertos

"Day of the Dead" theme



As you can tell we do have fun. As soon as one event is finished we start planning on the next one. We select the next year's theme while at the current one. It gets everyone so excited. I hope this inspires your groups to gather and play.

Sherry Pumpkin signing off... Happy Gourding



*California Gourd Society*  
*CA Bay Area Gourd Art*  
*Competition*  
*October 13-14, 2018*

*Hosted by*  
*The Calabash Club of Silicon Valley*  
*Held at Uesugi Farms*  
*14485 Monterey Rd, San Martin, CA 95046*

*Competition Categories:*

*Pyrography, Carving, Painting, Sculpture,*  
*Ocean Theme, Garden, Vessels/Containers,*  
*Embellishments, Anything Goes, Manipulated*  
*Gourd and Crafted Manipulated Gourd*

*For More Information:*  
[www.californiagourdsociety.com](http://www.californiagourdsociety.com)





# California Gourd Society

## So. Cal. Gourd Art Competition

in collaboration with  
Orange County Woodcarvers

**October 27 and 28, 2018**

Laborers Local 652 Union Hall  
1532 E. Chestnut Ave Santa Ana, CA 92701

### Categories

Pyrography, Carved, Fret/Filigree, Painted,  
Weaving, Anything Goes  
Special Category: Class Gourd

Hosted by

 **Orange County**  
**Gourd Society**

Entry information can be found at:  
[www.ocgourdsociety.com](http://www.ocgourdsociety.com) or  
[www.californiagourdsociety.com](http://www.californiagourdsociety.com)



## CGS Open Board Position

### Seeking Nominations for the Position of Treasurer

Members are encouraged to nominate someone or submit their own name to serve as a member of the California Gourd Society Board. This is a great opportunity to give back to the organization that does much to nurture its members and promote the appreciation of gourds to the general public. As a member of the Board, you'll play a role in the leadership of the organization and will gain a greater understanding of the depth and breadth of this great group. Along the way, you will meet members from all over California and share fun activities and experiences with your fellow officers. All positions are for 2 year terms, starting immediately.

*Note that most travel expenses (gas, lodging and meals) to attend the Annual Board meeting are covered by CGS (currently held in Visalia, CA).*

Please submit to Peggy Blessing at [secretary@californiagourdsociety.com](mailto:secretary@californiagourdsociety.com) or mail to:

CGS Secretary Peggy Blessing

3177 Mt. Tami Dr.

San Diego, CA 92111

#### The Position of Treasurer, duties listed below:

- Serve as a member of the Board of Directors.
- Must have financial accounting experience.
- Must have experience using QuickBooks.
- Make deposits and write checks for expenditures.
- Maintain accurate records of all deposits and disbursements.
- Maintain monthly financial statements.
- Prepare and file Federal and State annual tax returns.
- Maintain PayPal and SquareUp accounts for accepting credit card payments.
- File all forms required by State and Federal agencies.
- Respond to correspondence from State and Federal agencies.
- Prepare an annual report for the CGS Board meeting.



## Support California Gourd Society

### by shopping at AmazonSmile

Thank you all for your support this past year and for choosing the CGS AmazonSmile for your shopping needs. We hope you will continue to use our link when doing your online shopping with Amazon.

When you shop at AmazonSmile, Amazon will donate to the California Gourd Society.

Please support us every time you shop.

Copy and paste into your browser:

<http://smile.amazon.com/ch/91-2054131>

## **Tips for Selling Gourds**

### **By Kathleen Johnston**

Selling is about getting the customer to trust themselves enough to take action to buy an item and feel they made the right decision. Here are a few tips to ensure a successful transaction.

### **Venue**

1. Know your audience. There is a big difference between a flea market, craft fair, art show and a wine festival. All venues attract different types of spending. At a flea market or craft fair people are of the mind set to spend less, looking for a bargain or something simple. At an art fair or wine festival, tastes may be a bit more refined, your audience is searching for that special something to decorate their home or a gift purchase. If the venue is family oriented, gear your gourds to the children. One will sell far more ghost and pumpkin gourds at a fall festival than bird houses and bowls. Same with holiday fairs. Have snowmen, ornaments and red and green gourds available. These items are impulse purchases and sell well. I find smaller ticket items, under \$15, are popular as well as profitable!
2. Be aware of the demographics. Disposable income is a variable. Price accordingly. A \$50 item may sell for \$30 in one area and \$75 in another.
3. Research recent trends. If you are at a family festival know what the current popular character is. Last year at our pumpkin patches, gourds with Jack Skellington on them flew off the tables.

### **Selling**

- ◆ People always have questions about gourds: What are they, where do you get them, what can you do with them, etc. Display samples of before and after and describe the process. A little education goes a long way. Have a work in progress at your booth as people are naturally curious and want to know what you are doing. People then appreciate the amount of work that goes into a gourd and will tell others. This is an invitation into your world.
- ◆ When a potential customer is contemplating your work, tell them a little about the gourd, paint a picture for them. Suggest uses and benefits. Remind them that gourds are unique, one of a kind, cannot be bought in a store and last forever! Let the customer hold the gourd. Studies have shown that holding an item forms a bond and a sense of ownership within 30 seconds.
- ◆ Price the item right. Have selections of different prices to attract every budget.

### **Closing the Deal**

- ◆ Offer a small gift with purchase – a bag of seeds, small gourd, small gourd with a plant. Even a small dish made from a shard that can be used for soap, pins, small change, or candy dish is nice and is a good use for “spare parts.” And, it’s a conversation lead-in.
- ◆ People LOVE bargains and free stuff. Avon and Lancôme have been doing this for years.

*(Continued on Page 17)*



*(Continued from Page 16)*

- ◆ Price items individually, say \$5 each, but offer 3 for \$12. Be willing to bargain. If someone has \$50 to spend they may be happier with three to four items as opposed to one or two items. Psychologically they get more bang for their buck.
- ◆ Offer some popular gourds in different sizes.

### **Your Booth**

- ◆ Your audience should see your booth and feel welcome to come in.
- ◆ Look at your space from the outside. Is it appealing?
- ◆ Put your name on the booth so people know who you are and will remember you.
- ◆ Never leave a booth empty. Have you ever entered a store or a booth and no one is there? Very uninviting and cold. A real turnoff.
- ◆ If attendance is slow, stage traffic in your space, even if you have to recruit friends and family to act like interested customers. Traffic encourages people to come in. They want to know what the attraction is. A crowd attracts a crowd. Have candy or dog biscuits on hand. If you give a treat to their child or their dog, in response, they will linger a little longer.

### **Closure**

- ◆ Once a purchase is made, you still have an opportunity to leave a lasting impression.
- ◆ Thank the person.
- ◆ Make sure they leave happy and glad they stopped by your booth.
- ◆ Wrap the item in tissue and offer a bag. This adds that personal touch and shows you care. Drop in a business card or thank you note. This looks nice and travels well. Offer to hold the item.
- ◆ Ask them why they came and how they heard about us. You want the customer to remember the experience. They will tell others and become repeat buyers.
- ◆ If you are selling high price items, consider taking credit/debit cards. No one carries cash anymore!
- ◆ Tell people about our gourd clubs and events. Hand them your business card and ask them to contact you if they have any questions. I know of several gourders who have gotten future orders, commissions, referrals and requests this way.



# GOURD ART FESTIVAL

"Sneak Preview" Night Nov. 16 ~ 5-7pm  
with Chamber of Commerce Mixer

November 17 ~ 9-4 pm

November 18 ~ 10-2 pm

Holiday Shopping for One-of-a-Kind Art  
from all over Southern CA & Lima, Peru  
4 Categories - Juried Competition

*Plus*


### ADULT CLASSES

SAT & SUN

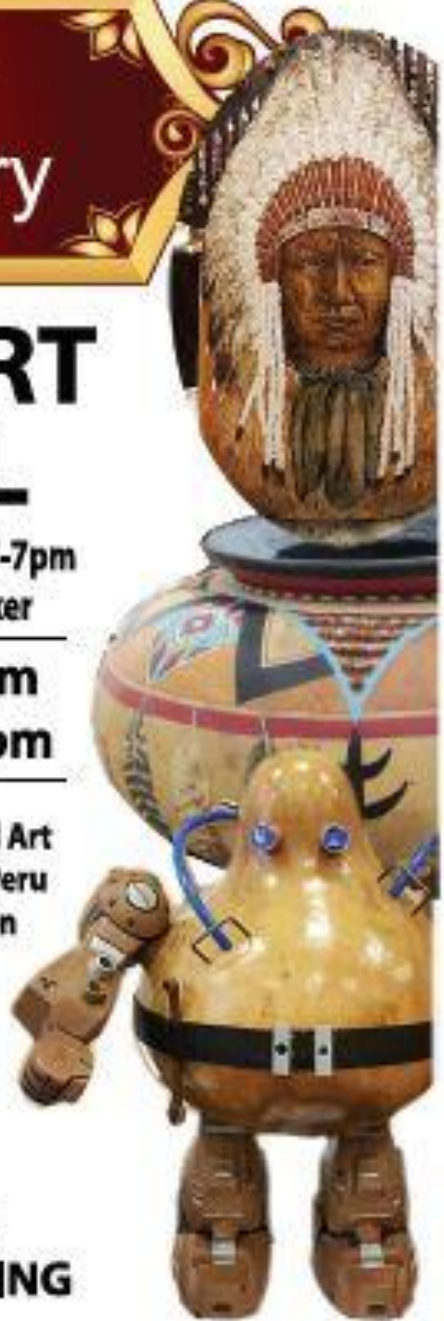
for Beginners & Advanced  
by Pamela Redhawk

Register: 760-861-0934

**FREE ADMISSION  
& RV Overnight PARKING**



**760-365-6323**





# A GOURD TIME WAS HAD BY ALL

by Sylvia Nelson

The 2018 CGS Retreat was attended by 60 gourders from 11 area groups (Folsom Gourd Artists, Amador Gourd Artists, East Bay Gourd Patch, San Diego County Gourd Artists, Orange County Gourd Society, Ventura County Gourd Artists, Calabash Club of Silicon Valley, Rio Linda Gourd Artists, Bachelor Valley Gourd Club, Petaluma Gourd Artists, and Tulare/Sequoia Gourd Patch) from up and down the state. It started before the 2 o'clock registration on Thursday with the group of workers who willingly came up to set up on Wednesday night.

The ECCO Lodge facility was beautiful. It is located on 160 acres of forested land and sat back about a mile from Highway 41. The retreat center has hiking trails, comfortable rooms, great food, and a duck pond with a swan in residence. A massage therapist came on Thursday and Friday to pamper.

Throughout the Retreat I had a chance to chat with several of the attendees and learned so much about them, their experiences with gourds and their involvement in gourd groups. I'd like to share a few.



(Continued on Page 20)

(Continued from Page 19)



Pam Eckert who is new to CGS and gourds and is not a member of any patch YET said she was interested in knowing more about gourds because she volunteers at the Sunflower Hill Gardens which provides educational/vocational programs for special needs individuals from the Tri-Valley area. Currently she is planning multiple gourd projects to sell and raise money for the Garden. The Retreat is giving her lots of ideas. She believes doing gourd projects not only engages the “kids” but adds to their skills. Her son is a special needs individual with downs syndrome and she wants to find ways to help and support other special needs kids. She loves gardening and is hoping to grow gourds in the Sunflower Hill gardens as well as in her own garden.

For Marilyn Phelps (President of the Folsom Gourd Artists) and Gail Zimmerman (also in the Folsom group) it was their first retreat. They came because it sounded like so much fun and they wanted to meet other gourders from around the state. And they did. In fact, one of their favorite things was the camaraderie in the work area where people shared ideas, equipment and fun. Gail and Marilyn worked on several of the six projects made available to everyone in their project bag which we all received when we registered. Marilyn has been gourding about three years and is not sure what her favorite technique is, but she wants to try them all.



Elsie Cogswell and Charlene Smith became good friends because of gourds. They started in the Ventura group in 1999 when it was called the Channel Island Gourd Patch. Carol Rookstool was President. Elsie and Charlene have been President, Vice President and Treasurer of their group over the years. The Ventura group has about 65 members. They have won quite a few blue ribbons with their entries in the Ventura County Fair. Elsie and Charlene have collected their own blue ribbons since the start of their friendship. Their 20-year friendship started with gourds and now they travel together, go to retreats together and just enjoy each other's company.



Susan Sullivan (Leader of the Orange County Gourd Society and also CGS Director-at-large) got started in gourds because of her 7-year-old son (who is now in his 30's). She went to the nursery to get some plants for her yard and her grandson found a packet of gourd seeds with a birdhouse and a bluebird on the front of the package that he wanted to plant. While she was planting her new plants, he went around dropping seeds in the fresh soil. As his gourds started to grow they took over a large part of her



(Continued on Page 21)



*(Continued from Page 20)*

yard, but she couldn't bear to pull them because he was so excited. Susan ended up with about 30 gourds and she wondered what to do with them. She called Carol Rookstool who was busy forming the California Gourd Society and asked for advice. Carol gave her some ideas and suggested she find other people in her area who were interested. She did and started Orange County Gourd Society and has headed it up for 23 years. She started by putting an ad in the "Penny Saver". She held the first meeting in a Tandy Leather Shop and later in a craft store for several years. The Orange County Arboretum allowed the group to meet there and grow gourds. Susan's group also worked at the Orange County Fair for years with extensive educational information. Community outreach has always been one of their main goals. Susan had done more talks at garden clubs than she can count. Being president of the Orange County group has been fun, she has always enjoyed it. Susan has fond memories of her Kansas grandparents growing gourds on an overhead arbor to shade their fish pond and keep it cool. She doesn't remember what they did (if anything) with the gourds but it is still a great memory.



Christy Tsai, a member of the Calabash group, won the Hat Parade with a "Bird Nest" atop her head. Her husband, Ming, came with her and enjoyed the people, the food, and the surroundings while Christy played with gourds. Years ago, Christy's mom, who is also an artist, came for a visit from Taiwan and Christy signed them up for a gourd class taught by Ginger Summit. Her mother enjoyed the class and so did Christy who waited until she retired to continue doing gourds. There is traditional gourd art in Taiwan, but Christy says gourds are more creative here. She likes to share her talent. She has donated greeting cards from her watercolor paintings of pet portraits to Saratoga Senior Center and New Hope Cancer Foundation for their fund raising. She has volunteered at the Cupertino Senior Center for over 11 years. She taught fabric painting at Tzu Chi Foundation senior program. The Tzu-Chi Disaster Relief Foundation is an international humanitarian organization whose mission is to relieve the suffering of those in need and create a better world for all. It is said that the secret of Tzu Chi's success is their dedicated volunteers like Christy.

Becky Manzo from the Rio Linda group was one of the main workers for the retreat. This is her first retreat and she wanted to help Pam Argo who is the leader of the Rio Linda gourd group and the organizer of the Retreat. Becky likes to work and to be helpful – she is a people person. The Retreat would not have happened without the work of the many dedicated gourd volunteers. Becky started doing gourds about 2 years ago because her mother was visiting and she wanted to do an art project. They made gourd bowls. Becky has ended up winning ribbons in the competition at Calabash, then the Woodcarvers Gourd Competition in Sacramento and in the Nor/Cal Festival last year. Filigree is her favorite medium along with carving. She has incorporated Native American crafts into her gourds and lately has fallen in love with pine needles. Becky has been a Drug and Alcohol Counselor for 7 years. She helps women with children get clean and sober. She likes to help and cares for her clients. She is also following her bliss with gourds.



Lynne Baldwin has been a member of the Calabash group for a year. She started doing gourds in North Carolina ten years ago. Lucky her, she went to the North Carolina Cherokee Gourd Artist Gathering for ten years. Lynne looked for a gourd group as soon as she came to California. She is a retired art teacher. She quilts, weaves, makes baskets, and does watercolors – as well as gourds. Her favorite technique is wood burning. She loved meeting new people at the Retreat and seeing so many different gourds. She believes gourders are the most fun, most sharing as any group in which she has been involved. The Hat Parade was one of her favorite parts of the Retreat and she has really enjoyed doing the projects that were provided.

*(Continued on Page 22)*

*(Continued from Page 21)*

Kennie Winter is a member of the Calabash group and a member of the Bachelor Valley of Lake County Gourd Artists. This is her first retreat. She came to see friends and learn new techniques. She is inspired by other people and found lots of inspiration from the Retreat. She splits her time between her home in Los Altos and a home in Lakeport CA. She has been gourding since the “last century”. She likes taking classes and took her first class at Zittle’s Gourd Festival from Betty Finch way back when. Her favorite art techniques include pyrography and painting. She says each gourd is different and has a story to tell. She also loves making jewelry. I have three pair of her knotless netting earrings.



What should have been a 6 ½ drive to get to the Retreat turned into nine hours for Stacy Day and Kellie Delp and others in the 3-car caravan from San Diego County Gourd Artists because of the fires and road delays. The distance was a little longer than they normally travel to get to a meeting. The San Diego group have held their own retreats for maybe nine or ten years. Both Kellie and Stacy attend whenever they can.

They were excited to support the efforts of Northern California and said it was worth the drive. They both work at Hewlett-Packard. HP donated the bags that held the retreat projects for 65 gourders. Both consider the retreat an adventure with wonderful people sharing new techniques and new ideas. Kellie enjoys filigree carving and Stacy likes designing and painting. Kellie loved the Hat Parade and Stacy loved learning about faux raku. Kellie made the name tags for the event with some help from Sherry Hunga-Moore. Everyone at the retreat received a beautiful gold mesh bag with a gourd cut out tag on a chain and had the chance to make their name tags the first evening. Both thought the Retreat staff and the ECCO lodge location was great.

Cookie Cala and Michele Brown had signed up for the Retreat early on. But then they decided not to come because of the air quality and smoke. But in the end they came and were very glad they did. Cookie has been gourding for 20 years. She took her first class at Carol Rookstool’s from Larry MacClelland. She loved the camaraderie that abounded at the Retreat. If you found that you didn’t have what you needed someone was always willing to share. Both Cookie and Michele appreciated that all the materials you needed to do the projects in your project bag was either in your bag or available to be shared with all while at the Retreat. Michele did a raku owl that melted my heart. It was so cute.

Diana Lopez came with six other members of the Tulare gourd group from Visalia. She came to get new ideas and socialize. She has been doing gourds for over ten years. Pine needle weaving is her favorite technique (understandable, since Toni Best is the leader of the Tulare group). At the Retreat she said everything was great – from the food to the work center and the location. She did a “dangling dolly” and the “raku pot” and had started a process for weaving on the raku pot the last day. She started gourding when she ran the Day Care at the school where Toni Best taught and of course Toni invited her to come to a class. Her favorite parts of the retreat were being with everybody and learning new things.



*(Continued on Page 23)*



(Continued from Page 22)



That was true for all of us! Even though we could see smoke in the distance our overhead skies were bright and blue. The weather was hot but the rooms were air conditioned. Our rooms at night were quiet and comfortable. We all loved getting a Goodie Bag filled with odds and ends (a CGS coffee cup, a water bottle, tacky glue, a CGS pen, drawing pencils, etc.). The project bag filled with six projects gave everyone a choice of things to work on. The Retreat Book is informative and full of inspiration. With sixteen different projects to try, it is a real keepsake. The Hat Parade was a big winner with 35 hats on display.

The fifteen gift baskets put together by Mary Hufft and helper Patty Blesso plus the others raffle baskets that attendees brought with them lined one wall of the dining room enticed all of us to buy raffle tickets.



And we all anxiously awaited the final breakfast for our name to be drawn to win one of the fabulous centerpieces created by Marilyn Phelps and Gail Zimmerman. But seeing old friends and making new ones ranked highest on the list of what people liked best about the Retreat.



There are more pictures of the retreat at our website and at our Facebook page.

If you would like your pictures added please email with captions to:

editorgoldengourd@yahoo.com



# The *Caning* Shop

**Featuring the only power tools designed expressly for gourds!**



*Our Gourd Saw is quickly becoming the most popular jigsaw for cutting gourds*

**The Gourd Sander #70006**

*Extended warranties on all Caning Shop products!*



**The Gourd Drill #70002**

*Our miniature power tools fit comfortably in your hand*



We've been writing books about gourds, giving classes and selling supplies and tools for gourd crafters since 1989. We've also been listening to your comments about the problems with the existing tools and your wishes for the ultimate jigsaw for cutting gourds.

**The Gourd Saw #70001**

- Quiet
- High Speed
- Easy to maneuver
- Convenient on/off switch
- Light weight
- Fits a woman's hand comfortably
- Works with multiple power sources
- Adaptable to other gourd crafting accessories
- Rounded ball foot for line-of-sight access




All 3 Gourd Tools are also available as a complete kit with blades, sanding sponges, engraving bits and a NEW sturdy carrying case. A 15V power supply is necessary to operate the Gourd Tools. 15V power supply with speed control is included.

**Order online with our secure shopping cart**  
 Check out our website for more gourd crafting tools, books and supplies  
[www.caning.com](http://www.caning.com)


**The *Caning* Shop**

926 Gilman St • Berkeley, CA 94710

**FREE CATALOG • 1-800-544-3373**



*Workshops include*  
**Personal instruction on our own project**  
**Power & specialty tools**  
**Gourd & pattern books**  
**Pigments and dyes**  
**Embellishments**  
**Art supplies**  
**Raw gourds available or bring your own to class**  
**\$35 10-4 pm**  
**25 yrs experience with gourds**



*google Joyce Campbell gourds for more information*  
**JoyceCampbellgourds@gmail.com 530-334-0964**



### The Editors Vine

Hello,

I would like to thank everyone that helps with the copy, pictures and ad support of the Golden Gourd Newsletter. Without your support we could not have this wonderful newsletter and a very special thank you to Olive Moore for proof reading for me.

The CGS board and patch leadership continue to work hard on your behalf. If you are interested in volunteering, being a teacher or vendor please contact the host patch or festival host directly.

For the most current information please visit the California Gourd Society website at: [www.californiagourdsociety.com](http://www.californiagourdsociety.com).

Remember this is “YOUR” newsletter. If you have anything you would like to have in the next issue please forward to me. Maybe you attended a recent festival, made something new or tried a new product? The deadline information below.

A reminder we will have a “Special Fair” issue. If you haven’t already sent in yours please do so ASAP after your fair has given their awards. Please include any sponsors, award winners or special recognitions. If you do not belong to a gourd group but have participated in your local fair you are encouraged to add your comments and pictures. This issue will be available for you to share with your communities and highlight how CGS members throughout the state “Spread the Gourd Glow”!

Members are encouraged to use the “Members Only” section at our website. Don’t be afraid to poke around. For those of you that like a more INTERACTIVE social network you can LIKE us on our *Face Book page* we just hit a new high of over **600 followers**. *Facebook* is a perfect place to let our members and the general public know where they can find you and your gourds for sale or on display. The holiday season is fast approaching and gift buying has already started for some. Our Facebook page link is at: <https://www.facebook.com/californiagourdsociety/>

If you do find an error please send me an email and I will correct the archive copy and if needed print a correction in the next issue. Please add to your address book: [editorgoldengourd@californiagourdsociety.com](mailto:editorgoldengourd@californiagourdsociety.com)

Thank you for your continuing support!

Mary Bliss - Editor Golden Gourd 08/25/18

The editor reserves the right to edit any submissions for content and consistency.

All contents copyright © California Gourd Society 1997— 2018.



I will be sponsoring a new contest in the coming weeks so stay tuned.

#### Cash Awards

1st Place \$300 - 2nd Place \$200 - 3rd Place \$100



#### Article/Ad Deadlines 2018 - 2019

Note: The newsletter is emailed to our members approximately 30 days after the deadline for content.

Fall .....	October 15, 2018
Winter 18/19.....	January 31, 2019
Spring.....	April 15, 2019
Summer .....	July 15, 2019

#### Ad Rates 2018 - 2019

Half Page \$25

1/4 Page \$15

Business Card (members only) \$5

Golden Gourd Newsletter Annual Cost \$2,400.00

### MISSION STATEMENT

To promote the horticulture, art, crafting and appreciation of the hard-shelled gourds (*Lagenaria Siceraria*) by providing charitable and educational activities to members of the society, growers, artists, crafters, business people and the public through community support and education.



## Get Fast Shipping and A One-Stop Shop for Thick-Shelled Gourds, Tools and Supplies!

[www.WelburnGourdFarm.com](http://www.WelburnGourdFarm.com)

For all of your gourd crafting needs, Welburn Gourd Farm has you covered! Visit our web site for organic thick-shelled gourds, FREE video tutorials, FREE Beginner's Guide to Gourd Crafting, DVD's, special offers, tools, supplies, and so much more!



Take a Look at These Customer Favorites Below!

### Get High Quality Organic Gourds!



"Your gourds are by far the best available, and your customer service is outstanding. I would not buy from anyone else. The high quality of your gourds makes them a joy to work with, and each of my customers has been thrilled! Thanks so much!!" - Cathy Whitehead, RI

Pictured left: Founder Doug Welburn, inspecting gourds for shipment in 1997.

Known for their **thick shells** and beautiful, natural markings, the Welburn Gourd is the gourd of choice for artists, crafters, and musicians who want quality above all else. See the **entire selection** of Welburn Gourds on the website below!



Pictured right: Happy customers at the farm. We are open to the public!



### Easily Clean the Insides of Gourds in Minutes with the GourdMaster Easy Cleaner Ball!

"I LOVE THE GOURDMASTER EASY CLEANER BALL - yes I'm yelling, must let the world know. What an incredible time saver and great finish. I have tried so many tools, and none compare." -Mari E.

The GourdMaster™ Easy Cleaner Ball has a durable, gravel-like surface that removes even the most stubborn dried gourd pulp in **seconds flat!** You'll LOVE how much time and energy you'll save when using the GourdMaster™ Easy Cleaner Ball to clean the inside of your gourds!

With 10 different sizes to choose from, you're able to clean the inside of most **any size gourd!**



Before



After

40635 De Luz Road, Fallbrook, CA 92028. Mon-Sat, 10am-4pm PST  
Call 760-728-4271 or visit [www.WelburnGourdFarm.com](http://www.WelburnGourdFarm.com)

Like us on Facebook

Follow us on Pinterest