

# THE GOLDEN GOURD

THE NEWSLETTER OF THE CALIFORNIA CHAPTER OF THE AMERICAN GOURD SOCIETY

Volume 17, Issue 4

WINTER 2015-2016

## Grace Swanson: Too Gourd to be True By Marley McCaughey

During her youth in Nigeria as the daughter of missionaries, Grace Swanson saw gourds only as commonplace tools of the local people — spoons, cups and containers. She did not see them for the bulbous canvases that they could be until an art class at San Diego Botanic Garden six years ago.

“I took the class on a whim and was amazed by the connection that I felt with the medium,” she says. “After that, I set my easel aside and have primarily worked with gourds ever since. I continue to take every gourd-related class that comes along. I’m always learning to work with them in new ways.”

When she first forayed into the world of gourd-related art, Grace was an accomplished painter, focusing on watercolor and acrylics. She translated her passion for painting botanical schemes onto her new medium.

She has vastly expanded her artistic repertoire, transforming the thick-skinned fruit in a variety of ways: carving, burning, sanding, polishing and dyeing.

“The feel and smell of the burning gourd takes me back to childhood,” she says. “The burning is quite similar to drawing, as you have a stylus with interchangeable tips hooked up to a heating box. You have to adjust the heat on the fly, accounting for softer or denser spots on the gourd.” Grace reports that the hard-shelled “canvases” she buys from Fallbrook’s Welburn Gourd Farm - where they are grown and then left to dry on the vine for nine months — can be worked on as if they were chunks of wood.



*Pictured as originally published in January issue of San Diego Home/Garden Lifestyles*

(Continued on Page 4)

### Inside this issue:

Grace Swanson: Too Gourd to be True	1
President's Message	2
Welcome To Our TEAM	3
Grace Swanson: Too Gourd to be True	4-5
Baskets and Gourds Containers of Our Culture VI Conference Poster	6
Baskets and Gourds Containers of Our Culture VI Class Listing	7
CGS 2015/2016 Fundraiser Poster	8
Patch Leaders Meeting Invitation * California State Fair and Exposition	9
Capital Woodcarvers plus Gourd Competition * Newest CGS Gourd Group Rio Linda Gourd Artists! * New CGS Aprons	10
Spring is Almost Here!	11
"Just Clowning Around" Tutorial	12-13
Patio Container Garden Fun * CGS Statewide - N. California Gourd Art Competition and Show * CGS Statewide - S. California Gourd Art Competition and Show	14-15
Wrap Up GourdFest 2015 and Looking Forward to GOURDFEST 2016	16-17
Winner of the 1st Gourd Challenge	18
Ventura County Gourd Artists	19
Ventura County Gourd Artists * Mike Ford- AZ Blue Ribbon Winner in Master Division	20
2015 Yucca Valley Gourd Festival Recap and Pictures	21-22
CGS Board of Directors 2016 * AGS Annual Board Meeting * NEW Nevada Gourd Society and Patches!	23
Membership News * Classifieds	24 - 26
Mission Statement * 2016 Gourd Events Calendar	27
Editor's Vine * CGS On-Line	28

### President's Message

Greetings fellow gourders,

Thank you, thank you, and thank you for your vote of confidence for me to be your new president. I have received so many emails with kind words of encouragement. I'm looking forward to a wonderful year of getting to know more of you and sharing in your gourd activities. I feel privileged to have been able to teach classes throughout the State and to attend many of the festivals. So I already have a good start on getting acquainted.



I want you to enjoy being a CGS member and benefit from your membership. I would love to hear from you with suggestions as to what you see CGS's roll should be in your gourd group or for you personally.

Our annual board meeting was in January and we did some brainstorming on how to make CGS more beneficial to our members and how to attract new members. We also installed the new board members for which you cast your vote of confidence, established a 2016 budget, and discussed upcoming activities for the year. AGS president, Cecile Garrison joined us for a time in the morning and brought gourds from her garden to share! Thank you Cecile!

I am looking forward to our first event this year which is "Baskets and Gourds – Containers of our Culture VI" held in Visalia, CA on April 22-24, 2016 sponsored by the Tulare-Sequoia Gourd Patch and CGS. There is a wonderful selection of weaving and gourd classes both Saturday and Sunday. I hope you have already signed up for a class or two! Pre-conference day is a regional group leader's meeting for planning and celebrating California's "Gourd Glow". Don't forget the opening reception on Friday evening that showcases teacher's artwork in a local gallery. It is always a highlight of the weekend. We are fortunate to host this year's AGS annual meeting during the event – plan to attend. And the exciting part is that the names will be drawn for the winners of the wonderfully decorated gourd wreaths created by YOU!! There will be an AGS raffle and a silent auction – Winners, winners, winners!

Did you notice the picture of me holding a huge gourd? That's the biggest gourd I have ever grown. I grew it several years ago. I have cut it open and cleaned it out (it's very thick) but I haven't started creating yet. I think I love it so much I'm afraid I'll mess it up! But I included that picture to remind you that it will be time to plant our seeds before we know it. Betty Finch has joined our board this year and she will be helping us with ideas as to how we can grow our own gourds even when we don't have room. Check out her article in this newsletter "Patio Container Garden Fun".

Next issue I'm going to talk about gourd competition and how much fun it is! Until then, remember –

*"Success is a journey, not a destination. The doing is often more important than the outcome."*

Your president,  
Olive Moore

In the Next issue:  
Board and Rep Meeting Recap, BGCoOC Recap and Pictures, Fundraiser Results and Pictures and more!



### **Director of Southern Programs: Elaine Linton**

I took my first gourd class at the Welburn Gourd Farm in Fallbrook, CA in 2005 on a whim and was hooked. That day I left the gourd farm with a handful of gourds, an awl, and some pine needles and began gourding immediately. I stayed up every night till the wee hours creating for months on end. I draw, paint, wood-burn, carve and coil (pine needle and closed). I have learned from the best. Gourding has become a great way for me to express my deep and ongoing passion for art. I think about gourds everyday and I am constantly inspired by all art forms. I have a lot of energy and have recently retired so I have time to contribute to CGS.

I am a gourd artist & teacher, and member of the following gourd groups:

The American Gourd Society  
 The California Gourd Society  
 San Diego County Gourd Artist  
 Gourd Art Enthusiasts  
 Gourd Arts Tips and Tricks on FB  
 Gourding Destash on FB



### **Director at Large: Betty Finch**

I joined CGS shortly after it was formed and I started the Bakersfield Gourd Patch. I became a CGS member at large after moving to Tehachapi 3 years ago. I belong to the American Gourd Society, serving on the Jim Story Committee. I frequently submit articles for The Gourd Magazine. I am interested in both growing and crafting gourds. I have taught gourd crafting and have been a guest speaker at numerous organizations, promoting CGS, AGS and the growing and crafting of hardshell gourds. My gourd sculptures have been featured in books and magazines. My most recent exhibits were at the San Francisco Flower and Garden Show, and at the 2015 Heirloom Expo. I used both as opportunities to encourage interested people to join both CGS and AGS. I am honored to serve you as CGS Director-at-Large.

### **Treasurer: Rosalie Gochnour**


While at a street fair, I found a small round gourd decorated with fall leaves. Knew at that moment it would be something I would love to learn how to do.

Attended a class and have been hooked ever since. The gourd provides a great window to create just about anything you can imagine. Being able to use most mediums opens a door of creative opportunity that goes on forever.

Through SDCGA and CGS and AGS, I have learned from so many other artists who are willing to share their knowledge of gourds. Gourding gives me a chance to express my love of art and creativity.

I am always wondering what I can do next with that interesting shaped vessel.

We will see. Rosalie



(Continued from Page 1)

“You never know what shape you’ll get under all that dirt; but I wash them and then carve them with the same tools that a carpenter would use, only on a smaller scale,” she says, adding that she often incorporates outside elements in her art.

“Everywhere I go these days, I ask myself, ‘Can I put that on a gourd?’ I have drawers of stuff at home that I’ve gotten from all over the place. Sometimes I just stare at it all to get inspiration.”

She buys additional components — from antique kimono silk to fossils and feathers — with no thought for how they will be used, but simply with an eye for the aesthetics. The only requirement is that they are completely natural.

The other stipulation she has regarding her work concerns her lack of desire to do custom orders. “It is just producing and not creating art when it is someone else’s vision,” she says.

She sells her work online, at local art events and at the San Dieguito Art Guild and Off Track Gallery in Encinitas.

“A lot of people can’t stand something without a purpose. They ask me if the gourds are meant to be vases. I make useless art,” she says with a laugh.



Iridescent circles created with gourd dye sit on a background made black with a wood-burning tool. The vertical band comprises a series of very small grooves made with a high-speed wood-carving tool.



The grooves around the belly of this gourd were made with a high-speed wood-carving tool. The coloring is a combination of flat and iridescent gourd dyes.

(Continued on Page 5)

(Continued from Page 4)

### Pictured

Right Top: An ammonite fossil from Madagascar is outlined and attached to the gourd by Montezuma pine needles and waxed Irish linen thread.

Right Center: An amethyst cluster is held in place by Montezuma pine needles and waxed Irish linen thread. The purple cutouts were filigree carved with a high-speed woodcarving tool. The gourd was finished with flat and iridescent gourd dyes. Polished pieces of amethyst were woven into pine needles around the rim.

Right Bottom: Small pieces of gourd were chipped out by hand with a hand-held gouge. Then iridescent gourd dye was dropped into the chipped-out parts. Imported yarn and Amazon parrot feathers complete the top.



Above: All the black lines on this gourd were made with a professional wood-burning tool. The coloring is a combination of iridescent gourd dye and acrylic paint.



Everyone is  
Welcome!

## Baskets and Gourds

*Containers of Our Culture VI*  
April 22-24, 2016

# Learn how to weave a basket in just one day!

...and make fine art vessels from gourds – **no matter what your skill level is!** More than 20 professional artists from across the country will offer **2 days of classes.**

**N**othing combines homemade, useful, natural materials and art like baskets and gourds. They are truly containers of our culture and have been for centuries. Now you can learn the basic techniques from master weavers and gourd artists and use materials that may be in your own yard.

***A wonderful gift  
to yourself and others!***

Opening Reception April 22 – Arts Visalia  
Classes April 23 & 24, 2016 Elks Lodge  
Mill Creek Conference Center • Visalia, California

Sponsored by Tulare – Sequoia Gourd Patch and the  
California Gourd Society

**VISALIA TIMES-DELTA**

[www.VisaliaTimesDelta.com](http://www.VisaliaTimesDelta.com)

For registration information, call  
Toni Best at **(559) 627-5430**,  
[tonibestbaskets@gmail.com](mailto:tonibestbaskets@gmail.com), or visit:

**[www.calgourd.com](http://www.calgourd.com)**

Brochure will be available online at:  
[Calgourd.com](http://Calgourd.com) under “Events” in Mid-October 2016



See us on Facebook  
at “Baskets & Gourds”

**Baskets and Gourds Containers of Our Culture VI  
Classes-April 23 & 24, 2016**

*All classes are \$65.00 plus Materials & Preparation Fees (M&P Fees) unless stated otherwise.  
When paying with **PayPal only** please add \$1.50 to your M&P Fees before.*

**SATURDAY CLASSES 9:00 am - 4:00 pm**

\*Pictured on page 13

**#101 Four Fold Mesh Basket**

Instructor: Lanny Bergner - (M&P Fees): \$55

**#102 Harvest Pouch**

Instructor: Jo Campbell - (M&P Fees): \$95 Intermediate

**#103 Closed Coiling Dragonfly Pot**

Instructor: Gloria Crane -(M&P Fees): \$40

**#104 Gourd Southwest & Gecko Design**

Instructor: Maria Dellos - (M&P Fees): \$95

**#105 Trio of Masks**

Instructor: Kristy Dial - M&P Fees): \$40

**#106 Basic Power Carving\* **Class Full****

Instructor: Bonnie Gibson - (M&P Fees): \$5

Bring a cleaned, cut, thick gourd ready for carving.

GOURDS NOT PROVIDED

**#107 Butterfly Dipper**

Instructor: Cookie Hanson - (M&P Fees): \$20

**#108 Willow Bark Basket Pouch\***

Instructor: Margaret Mathewson -(M&P Fees): \$25

**#109 A Little Twist**

Instructor: Marilyn Moore - (M&P Fees): \$100

**#110 3D Poppies**

Instructor: Olive Moore - (M&P Fees): \$15

**#111 Cedar in Color**

Instructor: Polly Adams Sutton - (M&P Fees): \$82

Advanced

**#112 Gourd Masks**

Instructor: Don Weeke - (M&P Fees): \$35

**#113 Woven Wine Jug**

Instructor: Jennifer Wool - (M&P Fees): \$45

Intermediate

**#114 Bling**

Instructor: Judy Zugish -(M&P Fees): \$85 Intermediate

**SUNDAY CLASSES 9:00 am - 4:00 pm**

**#201 Four Fold Mesh Basket**

Instructor: Lanny Bergner - (M&P Fees): \$55

**#202 In and Out\***

Instructor: Toni Best - (M&P Fees): \$25

**# 203 Branching Out**

Instructor: Jo Campbell-Amsler - (M&P Fees): \$98

**#204 Spirit Maiden**

Instructor: Gloria Crane - (M&P Fees): \$40

**#205 Sunday –Gourd Jewelry Pendant and Earrings**

Instructor: Maria Dellos - (M&P Fees): \$95

**# 206 Dream Catcher**

Instructor: Kristy Dial - (M&P Fees): \$30

**# 207 Filigree/Fancy Filigree Carving **Class Full****

Instructor: Bonnie Gibson - (M&P Fees): \$2

Bring a cleaned, cut, thick gourd ready for carving.

GOURDS NOT PROVIDED

**#208 Two For the Price of One Minis**

Instructor: Cookie Hanson - (M&P Fees): \$20

**#209 Willow Bark Basket Pouch\***

Instructor: Margaret Mathewson - (M&P Fees): \$25

**#210 Beading on Gourd\***

Instructor: Sam McKinney - (M&P Fees): \$40

**#211 Take Flight Pendant**

Instructor: Marilyn Moore - (M&P Fees): \$90

**#212 Waves on Cedar\***

Instructor: Polly Adams Sutton - (M&P Fees): \$72

**#213 Woven Center Gourd**

Instructor: Don Weeke - (M&P Fees): \$35

**#214 Flower Gathering Basket**

Instructor: Jennifer Wool - (M&P Fees): \$45

**#215 Illuminate**

Instructor: Judy Zugish - (M&P Fees): \$65

Complete event details are at the website: <http://www.californiagourdsociety.com/Event-April.html> where you can view, download or print the full color brochure and pay with PayPal. The brochure covers everything Hotel, Teachers' Art Exhibit, Silent Auction, Artisans, Vendors, Classes, Teachers' Marketplace and Reception, Buffet Dinner and Keynote Speaker, CGS Fundraiser Drawing and BGCOC Silent Auction.

## NOTICE to Regional Patch Leaders...

Please send photographs of your Wreath/Sprays so we may post them online!  
Send photos to Mary Bliss email [editorgoldengourd@yahoo.com](mailto:editorgoldengourd@yahoo.com)

Each of the Regional Patch Leaders must have them completed in time for the Gourds and Baskets "Containers of our Culture" Event in Visalia.

\* Wreaths and/or Spays are due on or prior to start of event in Visalia, Friday April 22, 2016.  
We need time to set up the display.

\***Susan Gouig** P.O. Box 1186, Healdsburg, CA 95448 {Northern members} [suegg51@yahoo.com](mailto:suegg51@yahoo.com)

\***Sherry Hunga-Moore** 105 S. Hayden Dr. Escondido, CA 92025 {Southern members} [florashm@aol.com](mailto:florashm@aol.com)

### California Gourd Society 2015-2016 Fundraiser

#### Wreath and/or Sprays

WIN Fabulous Gourd Art

"Enter to win" one of 20+ gourd art projects made by members of the CGS



Patches and individual CGS members throughout California will be creating unique art in the form of Wreaths and/or Spays.

The hanging gourd Art will be on display and offered as opportunity drawing prizes at the "Gourds and Baskets: Containers of our Culture" Event in Visalia, California.

**\*They will be raffled off Saturday April 23, 2016 after the dinner and guest speaker.**

This is a 50/50 split with CGS and its members selling the tickets. Members buy the tickets from CGS for 50 cents each and resell them for \$1 each. Your Patch keeps the proceeds, this helps fund your leader's expenses while attending required CGS functions.

CGS proceeds benefit the statewide educational outreach of the California Gourd Society and its Members.

Winners need not be present to win.

Contact any CGS patch to purchase your tickets. Price Per Ticket \$1.00 each.



## CALIFORNIA GOURD SOCIETY PATCH LEADERS MEETING

Friday April 22, 2016

Lamplighter Inn  
3300 W. Mineral King, Visalia, CA, 93291



You are cordially invited to our 2016 CGS Patch Leaders meeting!!!

CGS Patch Leaders Meeting  
Located at the Canterbury East/West conference room at the Lamplighter Inn 10am-3pm  
(Lunch provided, **you need to RSVP to ensure a spot**)

Discuss our Patches; share ideas, have fun and meet some of the CGS Board of Directors

Sue and Elaine would like all Regional Patches to be present. One Patch Leader and one other person from your patch are invited. If the patch leader can not attend please choose another representative.

**Please RSVP before March 31<sup>st</sup>**

*(We have supplies and art project materials to budget for & need to know # of attendees so RSVP)*

Susan Gouig  
707-433-8223  
[Suegg51@yahoo.com](mailto:Suegg51@yahoo.com)

or

Elaine Linton  
[brownielinton@gmail.com](mailto:brownielinton@gmail.com)

or

Sherry Hunga-Moore  
760-781-3311  
[florash@aol.com](mailto:florash@aol.com)

**STATE FAIR** | CALIFORNIA  
CALIFORNIA | **EXPOSITION**



**California State Fair**

California Crafts

Division 112 Gourds  
The Competitive Classes will be:

1. Pyrography
2. Painted/Colored
3. Carved/Filigree
4. Other Gourd Art

The 2016 California State Fair Crafts and the California Crafts exhibitions will be July 8th thru July 24th. For the most current and up to date information: cost, entry form and mailing instructions please check the CALEXPO website: <http://calexpo.com/> or the California State Fair website: <http://www.castatefair.org/home/>

**Competition Handbook:** <http://www.castatefair.org/wp-content/uploads/2015/01/Crafts-Final-2.19.pdf>

The information will be at the CGS website.

## Capital Woodcarvers plus Gourd Competition

**May 21 & 22 2016**

Scottish Rite Center  
6151 H Street  
Sacramento, CA

### 5 Divisions

Youth (18 or younger)  
Novice  
Intermediate  
Advanced  
Expert

### Categories

Gourd Burning  
Gourd Coiling  
Gourd Distinctly Different  
Gourd Filigree/Carving  
Gourd Jewelry  
Gourd Painted

### Cost

\$6.00 per entry prior to May 20th  
\$8.00 per entry May 20th and 21st  
**Limit 2 per category**

Download (PDF file) Entry Form at the link below.

[http://www.californiagourdsociety.com/uploads/entry\\_form.pdf](http://www.californiagourdsociety.com/uploads/entry_form.pdf)



**You're Invited!**

**NEW Gourd Group!!**  
Sacramento County

**Rio Linda Gourd Artists**  
**Pamela Argo**  
**Pamela@r72.com**  
**(916) 642-6947**

They meet the 3rd Saturday of the month.  
Call for time and address in Rio Linda, CA.



**California Gourd Society**

## Aprons

Embroidered with our CGS Logo.

You can be one of the first to get one. We will have them for sale at the CGS Information Booth at the Baskets Gourds Containers of Our Culture Conference in April!

Cost \$20 each

Two Lengths  
22x24 Short  
22x30 Long

Colors - Hunter, Red, Purple and Maroon.  
Note: Not all colors available in all sizes.

## Spring is Almost Here!

*You know what that means, time to start turning your attention to the garden!*

### Growing Gourds 101

by Mary Bliss

Gourds need a very long growing season to mature, four months or more depending on the size and variety. You will want to start your seedling as soon as you can after the last chance of frost. This varies depending on where you live. For this reason some growers choose to get a head start by starting them indoors and transplanting them outdoors after the danger of frost has passed. Gourds also need many hours of sunlight 6 hours minimum a day, so you will want to pick a full sun spot in your garden. If you live inland or your area is very hot in the summer you may need to offer them some shade. Gourds also need space to grow and spread. If you are growing more than one give at least four feet between plants. If ground space is at a premium you might want to consider growing them on an arbor. Don't worry if you provide one they will find it as well as every other high spot it can find to climb! Gourds need good rich soil. If you buy your soil, the vegetable mix works well. They also like fertilizer and plenty of water! In a nutshell that's it!

For more complete instructions I recommend "Gourds in Your Garden" written by Ginger Summit. You can order the book online at CGS Amazon Smile: <http://smile.amazon.com/ch/91-2054131>

We have an awesome Gourd Arbor Tutorial written by CGS member Cecile Garrison, copy and paste into your browser <http://www.californiagourdsociety.com/uploads/ceciliaarborsummer2011..pdf> (you will need your login to access the pdf).

If you have limited growing space see "Patio Container Garden Fun" also in this issue starting on page 14.



Pictures by Olive Moore

Top Left: Seedlings in peat pots

Top Right: Female Blossom

Bottom Left: Gourds growing on arbor

Bottom Right: Male Blossom



# “Just Clowning Around”

Designed by Olive Moore



## Supply List

- Large banana gourd
- Coyote gourd
- Craft foam for collar and hat
- Luan board for feet
- Curly yarn hair
- Pom-poms for nose and buttons
- Paint
- Glue
- Sealer
- Orange Yarn



## Tools

Pencil & Eraser  
 Paint brushes  
 Scissors  
 Black Sharpie  
 Knitting Needle (Size 5)



## Project Steps:

1. Cut the top and bottom off an 8” to 10” banana gourd for the body.
2. Draw dots and stripes on clown body or any other pattern desired.
3. Paint a coyote gourd a base coat. When dry, draw on the eyes and mouth.
4. Choose two complimentary colors and paint the body.
5. Paint the face.
6. Cut a heart shaped base out of Luan board or thin plywood.
7. Glue a stone on base for weight and then glue body on heart base for feet.
8. Paint feet.
9. Cut the collar and hat out of craft foam using the patterns provided.
10. Adjust size if needed.
11. Glue the edges together.
12. Outline body patterns with a black Sharpie.
13. Assemble all parts gluing together with craft glue or a hot glue gun.
14. Glue hair (see below how to make the hair) on before gluing on the hat.
15. Seal project.
16. Glue pompoms on last.

### How to make the clown hair

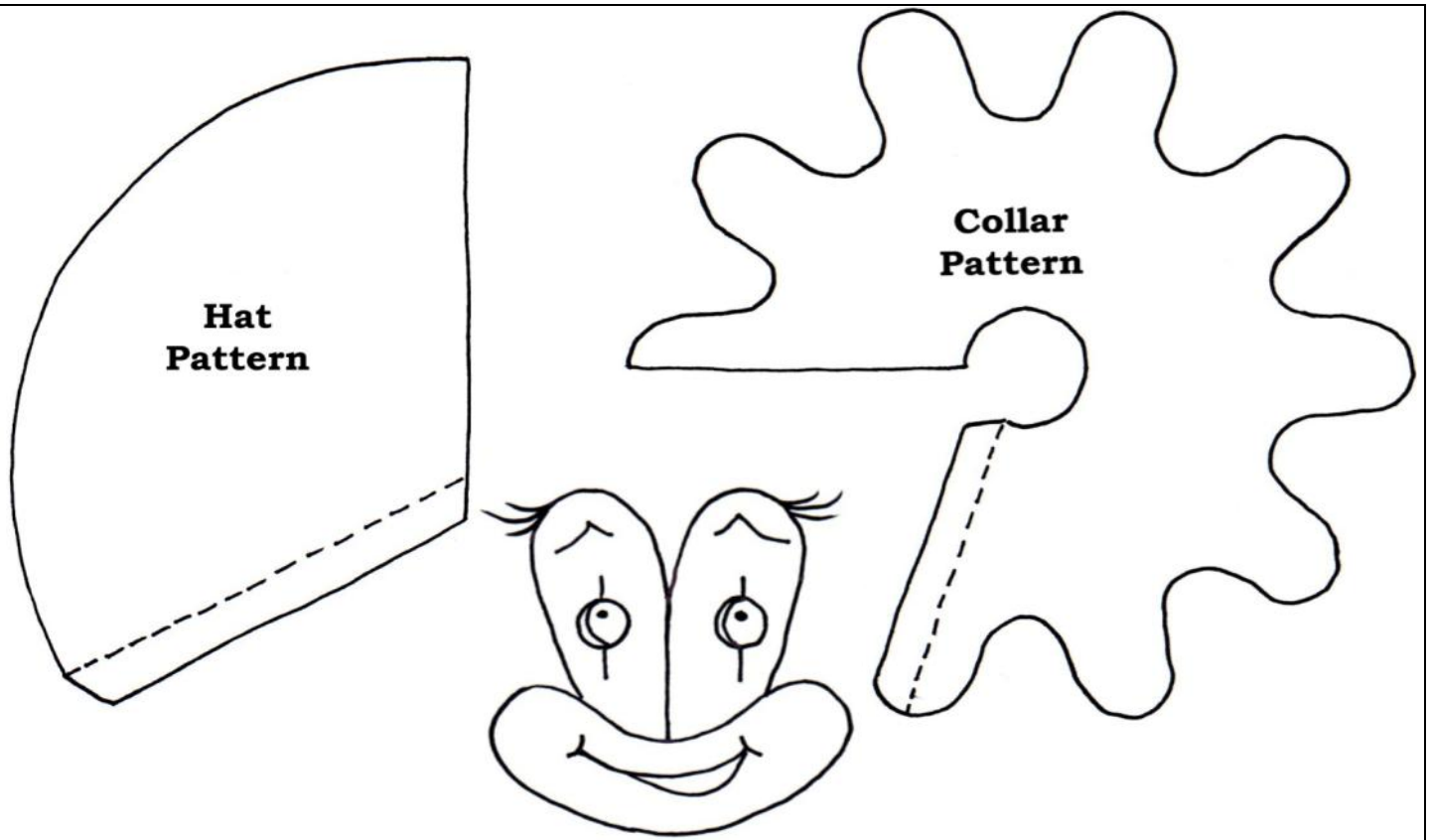
Wrap orange yarn tightly around a size 5 knitting needle, as much as will fit on the needle and tie the ends so the yarn will not come loose.

Soak the needle with the yarn on in hot water until you’re sure the yarn is well soaked.

Place the yarn in a preheated oven at 325°. Shut the oven off. Do not open the door until the oven is completely cooled off.

The yarn will remain curly when taken off the knitting needle.

Optional: You may prefer to wood burn the lines and use ink dyes instead of craft paint. If so be sure to set the ink dye with a heat tool.



## Patio Container Garden Fun

by Betty Finch



Attention condo and city dwellers! If you have space in a sunny location for a container (5 gallon minimum pictured), consider planting a gourd vine this spring. A simple but effective patio garden could be created simply by sticking wire trellis in half an oak wine barrel. Or use a more interesting container by planting in an antique wringer washing machine, claw-footed bath tub, or other clever container. Weave a trellis using discarded tree trimmings, or train your vine to climb up a wall, along a fence, or over a gazebo. You are limited only by your imagination and or your condo association rules. A fast-growing gourd vine can shade your patio from the hot summer sun, be a pleasant conversation piece, and provide you with gourds for art projects.

### A few tips

For drainage start with a layer of gravel, rock, or broken bits of clay pots on the bottom of your container, then add whatever soil you have available. Including compost or organic material is recommended. Gourds like to be kept damp but will not tolerate their roots standing in water so your container must have a drain hole.

Keep your garden attractive, pick off any leaves that turn yellow before they dry up and turn brown. Cover the soil with river rock, moss, straw, bark or other material to dress it up, retain moisture, and reduce weeds.

Plant only one gourd per pot. A 5 gallon pot must be restricted to only the smallest gourd varieties; Jewelry, Miniature Nigerian Bottle and Liliputz type gourds. You can expect about 3 to 5 mature gourds if you plant early and keep your vine watered. These same varieties could produce 20 gourds if planted in a half wine barrel sized container. The smaller the pot, the fewer the gourds. The larger the gourd variety, the fewer mature gourds a vine can produce.

A wine barrel size garden can easily support a small bottle gourd and produce 3 - 5 usable gourds. Dipper gourds can be successfully grown in a large container if you restrict the vine to 2 gourds. Do this by picking off all the female flowers after 2 baby gourds have set. All baby gourds appear fuzzy, but a gourd that has been pollinated and set will have shiny skin where one that has not set will take on a dull appearance about 3 days after blooming. All unpollinated gourds will eventually dry up or fall off where a pollinated gourd will increase in size very quickly and remain shiny. Make absolutely sure you have 2 healthy set gourds before picking off the excess female flowers. Picking off the other female blossoms will allow the plant to put more energy into developing your 2 keepers. If there are no night-flying insects (moths) in your area you will need to hand-pollinate. It is easy: in the evening as the new flowers open, pick a male flower (powdery pollen center with no baby gourd beneath the flower) remove the petals, being careful not to knock the pollen off. Tap the pollen onto the sticky yellow center of a female flower, be gentle, don't bruise the female.

Your gourd vine will need something to climb on, they can climb walls and grow across roofs but be careful about letting your vine climb trees. Gourds can be difficult to harvest from the top of a tall tree and some trees will not tolerate being shaded by vines.

(Continued on Page 15)

(Continued from Page 14)

## Manipulating gourds

Now for the really fun part. Experiment with manipulating your young gourds as they grow. Be innovative, think outside the box. Try a new twist on an old idea, change the shape of the gourd with bindings, grow a gourd inserted in a ring, flattened between boards, or in a mold.

California recently added a manipulated gourd category with a cash prize to the CGS annual competition. If that is not enough motivation, the first place winner also qualifies to compete in the American Gourd Society's national Jim Story Award. In addition to a large cash prize the AGS winner will be featured in "The Gourd" Magazine. It could be you!

An apartment dweller with one potted gourd plant to look after has advantages over the typical country gourd grower. It is not likely your patio plant will be bothered by gophers, moles, rabbits, and numerous other pests. You don't have far to walk to photograph your progress, check on your vine, or adjust the bindings on an in-progress manipulated gourd, and your attention would not be divided between many plants.

I challenge every CGS member to make an honest attempt to grow one manipulated gourd this season. The time is now to gather your materials. Obtain seeds for the gourd variety you want to grow, find a large planting container, fill it with soil, make a unique trellis, brainstorm creative manipulation ideas. Do something different and get in on the fun.

Application forms and details for entering the Jim Story Competition, and growing and manipulation tutorials can be found on the American Gourd Society website [www.americangourdsociety.org](http://www.americangourdsociety.org) click on Jim Story Award.

**Please note: The (crossbred) Banana gourd in the photo should have been grown in a larger pot. It was too thin to use when it matured.**

## Same Wonderful Place

**NORTHERN COMPETITION CANCELLED  
AS OF  
MARCH 1, 2016**

CGS Statewide - Northern California Gourd Art  
Competition and Show

October 8-9, 2016

Hosted by Davis Ranch  
at the Davis Ranch Gourd Harvest Festival

*Details are still unfolding.*

*Competition details are being worked on now.*

*They will be available at the website and emailed  
to you as we can.*

If you have any questions Sylvia Nelson is the  
Committee Chair, please contact her directly at:  
[sylvianelson@citlink.net](mailto:sylvianelson@citlink.net)  
(916) 682-2437

## New CGS Statewide Gourd Art Competition

Southern California Gourd Art  
Competition and Show

October 15 - 16, 2016

This is held in conjunction with the  
Orange County Woodcarvers Show

### Categories:

Carved \* Pyrography \* Filigree \* Fretwork

### Location:

Elk's Club  
212 Elk Lane

Santa Ana, CA 92701

Look for more details in the coming weeks at the website  
and in your inbox.

## Wrap Up GourdFest 2015 and Looking Forward to GOURDFEST 2016

Presented by the Calabash Club of Silicon Valley

The 2015 GourdFest, at Uesugi's Pumpkin Patch in San Martin, CA, was our best Fest yet! We had more vendors, more classes, more Make and Take, and more people returning to our show for the second and third year. We are so looking forward to GourdFest 2016.

The GourdFest is always on the second weekend in October, so this year it is October 8<sup>th</sup> and 9<sup>th</sup>, 2016. Classes in Gourd Art are available on Friday, October 7<sup>th</sup>, and Saturday, October 8<sup>th</sup>.

The location is the Uesugi Pumpkin Patch, 14485 Monterey Highway, San Martin, which is about 10 miles south of San Jose. Freeway and highway access is excellent, parking is abundant (a small fee), and there are many good motels and restaurants in nearby Morgan Hill and Gilroy.

*There are seven main features of our GourdFest, all focused on our Mission – Education in Gourds*

- ONE: **The Make and Take tables**, for children of all ages. For a nominal fee, a kit bag is purchased, and then taken to one of the tables. There a Calabash Volunteer will provide the child with paints, brush, glitter, cording, and whatever else is needed to make the little gourd critter, shard necklace, or decorative hanging. The projects are designed so that when they are dry, the child can take it home. Some parents even purchase additional kits for later use.
- TWO: There are **free demonstrations**, not only at the Calabash Demonstration Booth, but throughout the Fest booths. At the Demonstration Booth, Calabash members show how to clean, cut, and prepare a gourd, as well as some of the more popular methods of decoration. Throughout the Fest, there is gourd burning by accomplished artists, and everyone is more than willing to explain how a particular gourd item was produced.
- THREE: The **Exhibiting Artists** and the **Supply booths**. The Calabash Club has a booth of its own, where all members can exhibit and sell. Other individual artists, sometimes in pairs, will take their own booth. The Fest is open to anyone doing gourds as an art form, not just Calabash members. Other booths have materials and books for sale.
- FOUR: At the **Information Booth**, Calabash Volunteers provide general information about gourds and point out the various features of the GourdFest. They also pass out printed information about The Calabash Club, including a membership application.
- FIVE: There is an **Opportunity Drawing**, consisting of art donated to the Fest by participating Club members, and a **free door prize** - a basket chock full of gourd goodies, including a gift certificate for a one year Calabash membership. Anyone who visits the information booth and fills out a free door prize drawing ticket has a chance at winning the free door prize.
- SIX: **Classes in Gourd Art**. Each year, several professional gourd art teachers are recruited, to each teach a day class in a specific gourd technique. In 2015, we had Vickie Echols (Fancy Raffia Basket, Rainbow Swirls Basket); Kristy Dial (Fancy Shawl, Spirit Dreamer); and Jelena Clay (Hawaiian Sun, Fretwork Tropical Vase). Each class is about 6 to 8 students. Interested students should consult our web page, [www.GourdFest.com](http://www.GourdFest.com) to see who the teachers will be for 2016, what projects they are offering to teach, and to find an application for enrollment.
- SEVEN: **The People's Choice Award**. This year, after a hiatus of several years, we have decided to offer a People's Choice feature. In this, any individual, not just gourd club members, can bring a piece of gourd art to display. Fest goes, The People, can peruse the display of gourds, and vote for the gourd of their choice. In a way, this is a competition, but there are no official judges. Everybody gets to vote for the gourd of their choice.

For only for the second weekend in October, the GourdFest rents space at the Uesugi Pumpkin Patch. This is a huge open acreage, planted with pumpkins, corn and decorative squash. There are many things to attract a young child: two train rides, pony rides, and many other things to interest an adult, also, like the hayride, the pumpkin cannon, the bands, the gift shop, the Corn Maze, the Great Pumpkin weigh in, and of course, the food.

So, if you are planning a trip to San Jose/Silicon Valley for later this year, and also have an interest in gourds, gourd art, or gourd classes, consider making your trip around the dates of October 8<sup>th</sup> and 9<sup>th</sup>, and plan to come visit our GourdFest!

For more information about the Fest, to view Fest 2015, and to inquire about vendor booths, teaching a class or taking a class, go to [www.GourdFest.com](http://www.GourdFest.com).

(Continued on Page 17)



(Continued from Page 16)



Above: Customers of all ages admire the gourd art.



Above: A Green Man birdhouse watches over the Calabash table.



Above: A class of students having fun



Above: Watching a demonstration given by a Calabash member.



Above: Calabash volunteers hover over a group of absorbed children.



Above: Another busy Make and Take table

## 2016 The Year of the Gourd Challenge



We are very excited about the gourd year ahead of us! This year we kicked it off with our first ever online gourd challenge. We hope this is just the first of many. These will be open to the public and for all ages. We will also be exploring the use of different social media and streaming apps like YouTube or Periscope to connect and grow our love of all things gourds. As we continue to spread "The Gourd Glow"!



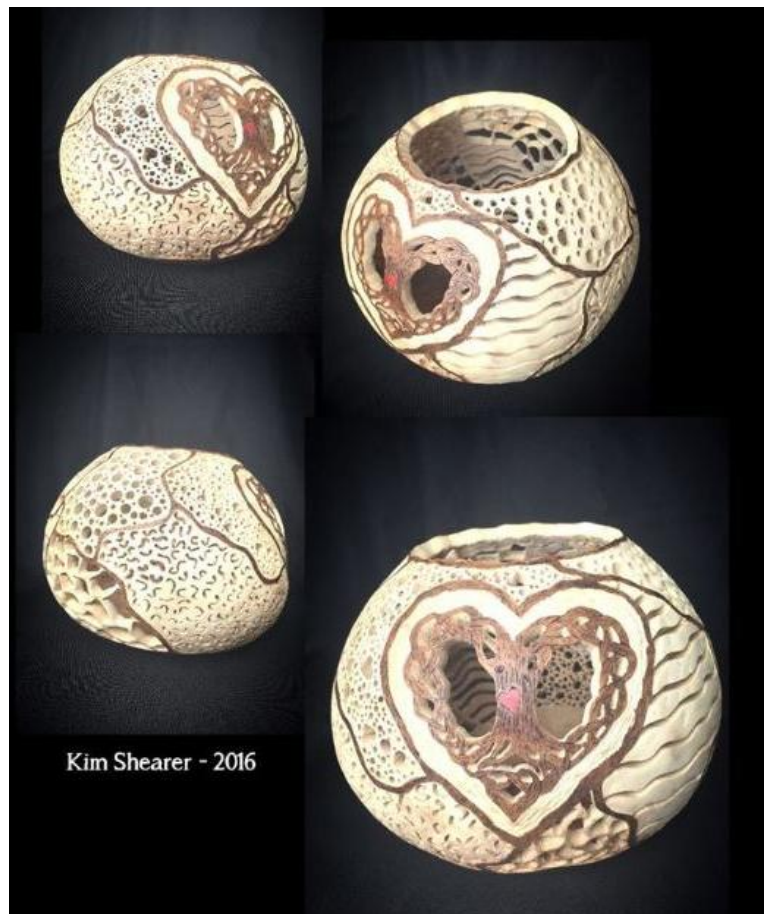
The 1st Gourd Challenge theme was Valentine's Day, started online from a post on the CGS Facebook page on January 16th and concluded appropriately on February 14th. There were three entries, each one was unique, between them there were several techniques highlighted, from pine needle coiling, carving, pyrography as well as several different products used for color.

Congratulations!!  
The Winner  
of the 1st CGS Challenge  
Theme -Valentine's Day  
Kimberly Long Shearer!

Along with bragging rights and a certificate Kim has won a year membership in the American Gourd Society and California Gourd Society.

CGS would like to say thank you to those that participated in the challenge Pam Argo and Marilyn Carrico and also those that participated by voting.

We will be announcing the next challenge soon on our Facebook page: <https://www.facebook.com/californiagourdsociety/>



## Ventura County Gourd Artists

The fall months were extremely busy for our patch, with members selling at two area harvest festivals in October and doing a community outreach “turkey-making” workshop in November at Oceanview Pavilion for mentally challenged adults.

At the November meeting, Camille King presented a demonstration on blending paint colors to create an attractive and realistic-looking butterfly.

December’s meeting was replaced with the annual Christmas party at Elsie Cogswell’s home. The event drew close to 45, including more than a half dozen husbands who enjoyed the gourd-related gift exchange as much as the women.

January started out on a sad note for our patch as active member Dona Perry, recently diagnosed with Alzheimer’s, went missing on Jan. 5. Extensive search and rescue efforts in the area where her car was found abandoned failed to turn up any trace of this kind, giving talented gourd artist. Months before her disappearance she donated hundreds of raw gourds to individuals and a weekly gourd class in our area when she looked ahead to her prognosis. Our prayers and thoughts are with her family.

The Jan. 20 club meeting was a fun night which drew 34 and yielded three new members. The 2016 officers were introduced: Karen Hibdon, president; Evy Eisele, vice president; Elsie Cogswell, treasurer; Chris Garcia, secretary; Cathy Agnew, director-at-large; and Leni Fields, newsletter. Michelle Smith is continuing at Sunshine chair.

The program included Camille presenting a tutorial on constructing a rain stick, a great raffle of items brought in by members and a challenge issued by Charlene Smith to make an “Irish-related” gourd for the March meeting.

February it’s off to the Wuertz “Running of the Gourds” festival in Casa Grande. In April several of us will head for the CGS conference in Visalia, followed by a Bonnie Gibson “fancy filigree” class on our home turf.

We are busy planning for the VCGA festival May 7 in Santa Rosa Valley and our first patch retreat earmarked for mid-September. Above all, we are looking at ways to make meetings and activities more fun for the membership while following the 2016 theme, “Growing your craft.”



Camille King puts the finishing touches on one of six wreaths the patch made for the April CGS event in Visalia.



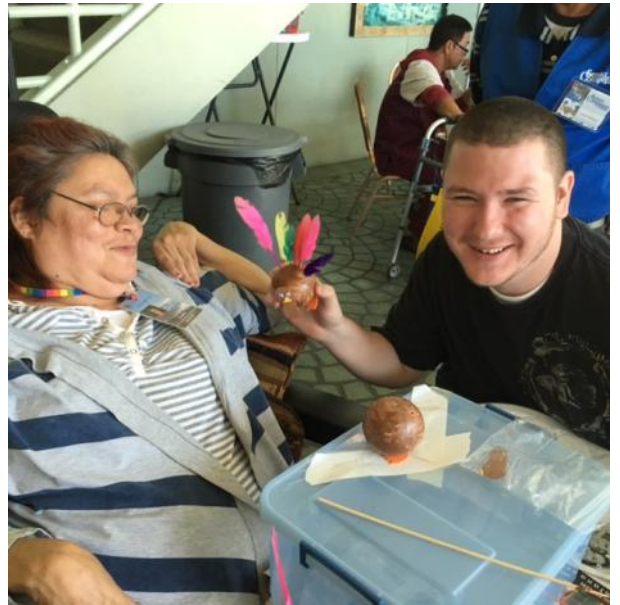
New member Frank DeSimone tries his hand at making a rain stick at the Nov. 20 VCGA meeting.

(Continued from Page 19)



Ventura County Gourd Artists members Cathy Agnew and Sharon Harvey work with mentally challenged clients at Oceanview Pavilion during a November gourd turkey workshop.

Oceanview Pavilion's mentally challenged clients gobbled up VCGA's November turkey outreach project.



**Arizona 2016 Competition - Wuertz Gourd Festival**

**Blue Ribbon Winner in Master Division - Mike Ford**



## Yucca Valley Gourd Festival

Just before the holidays in Southern California the Yucca Valley Chamber of Commerce held their 7<sup>th</sup> Annual “Holiday Magic” Gourd Festival on November 21 & 22, 2015. Yucca Valley is known for being an “Artsy Town” with its many art filled weekends and celebrations. This weekend the featured art was Gourd Art.

Gourd competition consisted of four categories: Spirit of America, Spirit of the West, Best of Show and Best in Theme. It was not an AGS judged competition and most entrants were local gourd artists with a few CGS members’ names you will recognize. The talent displayed was phenomenal!

Many of the artists also had booths to sell their art and some supplies. Those noted were: Barbara Hallman, Barbara Prestridge, Christy Barajas, Janet New, Juan, Linda Noblitt, Marilyn Forrest, Marley Wong, Mary Geary, Peruvian Gourds and Welburn Gourd Farm.

A couple classes are usually offered as well as face painting and a photo with Santa just in time for that personal Christmas card! Two Guy’s Pies was there with great lunches and snacks.

The date is set for 2016 so mark your calendar now for November 18,19 & 20 and look for more details on the web at: [www.yuccavalleygourdfestival.org](http://www.yuccavalleygourdfestival.org)



(Continued on Page 22)

(Continued from Page 21)

# Yucca Valley Gourd Festival



**CGS BOARD of DIRECTORS 2016****President**

Olive Moore                      president@californiagourdsociety.com                      (909) 982-7790

**Vice President**

Pamela Argo                      Pamela@r72.com                      (916) 642-6947

**Secretary**

Peggy Blessing                      secretary@californiagourdsociety.com                      (858) 292-9219

**Treasurer**

Rosalie Gochnour                      treasurer@californiagourdsociety.com                      (619) 588-9528

**Director of Membership**

JoAnn Clark                      b4gourds@yahoo.com                      (760) 749-9410

**Director of Northern Regional Groups**

Susan Gouig                      suegg51@yahoo.com                      (707) 433-9162

**Director of Southern Regional Groups**

Elaine Linton                      dirsouth@californiagourdsociety.com                      (858) 722-5711

**Directors at Large - Ambassadors**

Betty Finch                      ambassador@californiagourdsociety.com                      (661) 221-1633  
Susan Sullivan                      Susansphn@aol.com                      (714) 293-4705



**American Gourd  
Society Annual Board  
Meeting**

***Baskets & Gourds Containers  
of Our Culture Conference***  
Visalia, CA

Date: Saturday April 23, 2016

Time: 12:00-1:00 pm

Where: Lamp Litter Inn - In the Lounge

Take a lunch break and join the meeting. A Silent Auction will be conducted in the lounge from 11:00-1:30. Get your free raffle ticket to win a great gift!



**Exciting News In the  
Gourd World!**

**NEW! Nevada Gourd Society!**

*1st Meeting*

March 12th at 10am – 12pm  
Minden, Nevada

- Meet other folks in the area interested in gourds.
- Discuss how membership to the Nevada Gourd Society can be beneficial for you.
- Get ideas as to what we'd like to do as a group.

**Great Basin Gourd Patch in N. Nevada**

Contact: Kristy Kalt Dial

619-995-2475

kristy.dial@yahoo.com

**Pahrump Valley Gourd Patch in S. Nevada**

Contact: Patti Jo: Newsom

pattijonewsom@hotmail.com

Patch meeting on March 13, 2016

**Our brand new website: [www.nevadagourdsociety.org](http://www.nevadagourdsociety.org)**

Contact: Kristy Kalt Dial



## CGS Membership News

CGS membership dues are \$20 a year based on a calendar year January 1- December 31

CGS Website <http://www.californiagourdsociety.com> click Join Us.

Some of the Benefits of Membership:

- **The Golden Gourd Newsletter** (electronic only) highlights artists, festival classes, tells where CGS is participating in festivals, competitions and related events, tutorials, advertisements for gourd-related services and products.
- Eligibility to serve on CGS Board.
- Opportunity to be trained and certified as an American Gourd Society judge.
- Participate in occasional members-only State-wide events (retreats or conferences)

**You will receive a Welcome Letter and CGS Membership Card**

Family/Household Membership is available and can consist of a: husband/wife, mother/daughter, father/daughter, roommates, etc. residing at the same address. This package includes only one membership card, and one email address that is shared by all at the address. Youth - 15 are always free.

**Tip: Take and keep a photo of your CGS Membership Card with your phone.**

Please direct all questions regarding membership or dues to Membership VP JoAnn Clark by email at: [b4gourds@yahoo.com](mailto:b4gourds@yahoo.com) or phone (760) 749-9410.

## Craft Leather for Sale

“Get Creative with Leather”



Various colors, sizes, textures and prices.  
Use on gourd art, dream catchers, purses,  
arts/crafts, and other fun projects.

Contact JoAnn Clark  
[b4gourds@yahoo.com](mailto:b4gourds@yahoo.com)  
Phone: 760 749-9410

## Easily Clean the Inside of Your Gourds in Just Seconds Instead of Hours!

*“I love the gourd cleaning ball. I have used many, many tools from hand sanding, paint strippers, gourd wands, and genies. I have found the Easy Cleaner Ball to be my favorite and use it all the time now.” - Dianne Connelly, artist and instructor*



The Easy Cleaner Ball has a durable, gravel-like surface that removes even the most stubborn dried gourd pulp in seconds flat! Choose from 4 sizes and 2 grit options (coarse and fine).

Simply attach the ball to your electric hand drill and the spinning action of the drill does all the work!

- Guaranteed built to last
- Clean out any size gourd
- Comes in coarse and fine grit with long or short shafts
- Fits any standard drill
- Shaft extenders are available



Open Mon-Fri 10am - 4pm PST



Shop Online: [www.WelburnGourdFarm.com](http://www.WelburnGourdFarm.com)  
Or Call Us: 1-760-728-4271



# Featuring the only power tools designed expressly for gourds!

We have created these tools for you – the gourd artist

**New**

variable speed power supply!

We have created these tools for you: the gourd artist

The Gourd Saw #7001

The Gourd Drill #70002

Gourd Sander 70006

The Gourd Tool Kit #70011



- Quiet
- High speed
- Easy to maneuver
- Convenient on/off switch
- Light weight
- Fits a woman's hand comfortably
- Works with multiple power sources.
- Adaptable to other gourd crafting accessories
- Rounded ball foot for line of site access.



Our Gourd Saw is quickly becoming the most popular jigsaw for cutting gourds!



Our miniature power tools fit comfortably in your hand



Order online with our secure shopping cart  
Check out our website for more gourd crafting tools, books and supplies  
[www.caning.com](http://www.caning.com)

## The Caning Shop

926 Gilman St • Berkeley, CA 94710

FREE CATALOG • 1-800-544-3373

# Sawdust Connection

## "The Pyrography Specialists!"

Serving you since 1999

### Razertip Systems, Pens & Accessories

~ Home Of The Original Pyrography Starter Kits ~



#### PROXXON

Mini Saws, Starter Kits, Blades ~ Transformers

#### RAZAIRE 530

Dust Collection System

#### FOREDOM

Flexible Shaft, Portable, High Speed Micromotor Tools ~ Starter Kits

Dye Ink ~ Starter Kits

Applicators ~ Brushes

And Much More!!!

Check Our Website For Our Discounted Prices On Pyrography, Gourd & Craft Supplies, Tools & Accessories

Free Online Gourd & Pyrography Tutorials



[www.GourdSupplies.com](http://www.GourdSupplies.com)

[www.pyrography-gourd-art.blogspot.com](http://www.pyrography-gourd-art.blogspot.com)

[www.facebook.com/groups/pyrography.gourd.art.1](http://www.facebook.com/groups/pyrography.gourd.art.1)

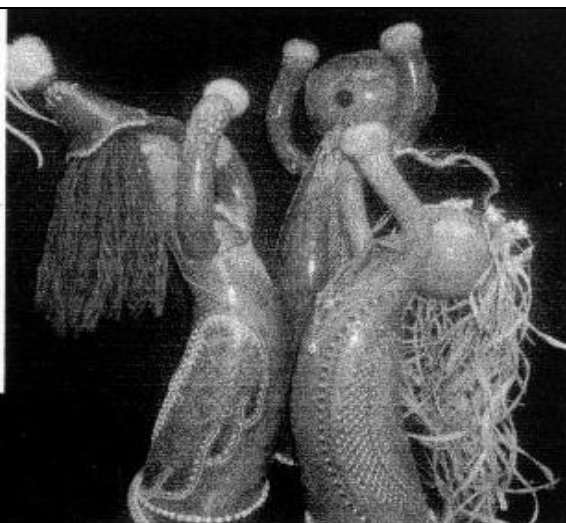
505-506-3558

[Nedra@GourdSupplies.com](mailto:Nedra@GourdSupplies.com)



**Classes every week for all skill levels**

Contact me to arrange dates just for you ... my studio and time are yours



*Joyce Campbell Workshops*


Lotus, Ca. 95651  
Studio overlooks the vineyard and foothills  
google Joyce Campbell gourds for more info  
530-334-0964  
JoyceCampbellgourds@gmail.com



**Classes include materials & personal instruction to work on a project that interests you ... carve, wood burn, dye, coil, paint, bead, embellish and more. Learn lay out, sawing & rotary work. \$35 per day Contact me for availability. New students get the second class FREE.**

**Your Premier Source for Quality Organic Gourds, Tools, and Supplies!**

**Get This Guide FREE On Our Web Site!**



**Plus Get FREE Video Tutorials!**



"Your gourds are by far the best available, and your customer service is outstanding! I would not buy from anyone else. The high quality of your gourds makes them a joy to work with, and each of my customers has been thrilled! Thanks so much!!" - Cathy Whitehead, RI

For all of your gourd crafting needs, Welburn Gourd Farm has you covered! Visit our web site for organic thick-shelled gourds, FREE video tutorials, FREE Beginner's Guide to Gourd Crafting, DVD's, special offers, tools, supplies, and so much more!


"I received both boxes of gourds I ordered right on time. I love getting the cleaned gourds. Your service is perfect and I love the specials! Thanks again." Carrie, Channel Islands, CA



Happy customers picking their gourds

**Shop Our NEW Low-Priced Gourds!**

"I love the new low-priced gourds!! ...the Welburn 'standard quality' gourds are better than other farms' high quality ones!" - Jan Bollins, CT



Art by Christy Barajas

Our **Standard Quality Gourds** arrive **CLEANED**, and they are **40%-60% cheaper** than our Premium Quality Gourds!

Shown left, a 'standard quality' gourd was used to create this beautiful pot with ginkgo leaves. The minor shell blemishes are concealed with the use of **Cordovan GourdMaster™ Transparent Acrylic** (which is still transparent but has a heavier pigment load and thus gives better coverage than GourdMaster™ Ink Dyes).



On the Web: [www.WelburnGourdFarm.com](http://www.WelburnGourdFarm.com)  
Call 1-760-728-4271 Open Mon-Fri 10am-4pm PST





## California Gourd Society MISSION STATEMENT

To promote the horticulture, art, crafting and appreciation of the hard-shelled gourds (*Lagenaria Siceraria*) by providing charitable and educational activities to members of the society, growers, artists, crafters, business people and the public through community support and education.

## 2016 Gourd Events



Wow! Have we got an exciting calendar of gourd events for you!

CGS is very thankful to have so many gourd opportunities to share with our membership happening right here in our state. Our *patches/gourd groups* and CGS have really worked hard and have grown several partnerships with crossover artist groups and local farms. We now have several festivals and competitions to feed our obsession!

Many of these events have vending and pre festival gourd art classes.

Check the individual event websites for complete details for teachers, vendors and classes, in most cases it will be posted at the CGS Website under the Events tab. Information has or will be updated soon.

April 22nd - CGS Northern & Southern Regional Rep Meeting, Visalia, CA

April 22nd - 24th - *Baskets & Gourds - Containers of our Culture VI*, Visalia, CA\*

April 22nd - Opening Reception BCoOC at Arts Visalia Exhibit featuring Teacher's Art

April 23rd - AGS Annual Board Meeting, Visalia, CA

May 7th - *Ventura County Gourd Artists - Gourd Art Festival*, Santa Rosa Valley, CA\*

May 21st - 22nd - Capital Woodcarvers and Gourd Competition, Sacramento, CA

June 25th- 26th - Early Bird Gourd Festival, Healdsburg, CA

July 8th-24th—California State Fair and Exposition - California Craft, Sacramento, CA

July 15th - August 14th - *Orange County Gourd Patch Gourd Exhibit—Gallery Building in Centennial Farm, Orange County Fair, Costa Mesa, CA\**

October 8th-9th - *The Calabash Club of Silicon Valley - 5th Annual GourdFest*, San Martin, CA\*

October 15th - 16th - California Gourd Society Southern Gourd Art Competition and Show is held in conjunction with the Orange County Woodcarvers at their 20th Annual Show & Competition, Santa Ana, CA

November 18th - 20th - Yucca Valley Gourd Art Competition and Festival, Yucca Valley, CA

*\*Patch Hosted Event*

The Editor's Vine

Hello,

Happy New Year CGS Gourders,

I would like to thank everyone that helps with the copy, pictures and ad support of the Golden Gourd Newsletter. Without your support we could not have this newsletter. A very special thank you to Olive Moore for doing a great job proof reading for me.

If you do find an error please send me an email and I will correct the archive copy and print a correction in the next issue. Please note my email address and add to your address book: [editorgoldengourd@californiagourdsociety.com](mailto:editorgoldengourd@californiagourdsociety.com)

For the most current gourd related information please visit the California Gourd Society website [www.californiagourdsociety.com](http://www.californiagourdsociety.com) it is updated regularly.

Remember this is "YOUR" newsletter. If you have anything you would like to have in the next issue please forward to me. Maybe you attended a recent festival, made something new or tried a new product?

Also now is the time to start thinking about your 2016 events. The box on the right has the current ad rates per issue and the deadline dates. The newsletter is usually emailed a month later. CGS also sends "Shout Outs" on a fairly regular basis; they are a great resource for those surprise events that don't make it in time for the newsletter.

All members are encouraged to visit the "Members Only" section at our website, especially if you are a NEW member. There you will find all past issues of the Golden Gourd, tutorials and more. And for those of you that like a more INTERACTIVE social network you can LIKE us on our *Face Book page*.

And when you're ready to do your online shopping at Amazon Smile please start your shopping by copy and pasting the CGS link into your browser. <http://smile.amazon.com/ch/91-2054131>

Thank you for your continuing support!  
Mary Bliss -Editor Golden Gourd



**Electronic Newsletter  
Article/Ad Deadlines - 2016**

Spring.....	April 15, 2016
Summer .....	July 15, 2016
Fall .....	October 15, 2016
Winter 16/17.....	January 31, 2017

**Ad Rates – 2016**

**Half Page \$25  
3" X 3" \$15**

**Business Card (members only) \$5**

The editor reserves the right to edit any submissions for content and consistency.  
All contents copyright © California Gourd Society 1997— 2016  
Golden Gourd Newsletter Annual Cost \$2,400.00



**CGS On-Line**

- **CGS Website** - <http://www.californiagourdsociety.com>
- **CGS Amazon Smile** - <http://smile.amazon.com/ch/91-2054131>
- **CGS Facebook Page** - <https://www.facebook.com/pages/California-Gourd-Society/1443536225864628>
- **CGS Logo Printing** - <http://www.cafepress.com/cagourdsociety>