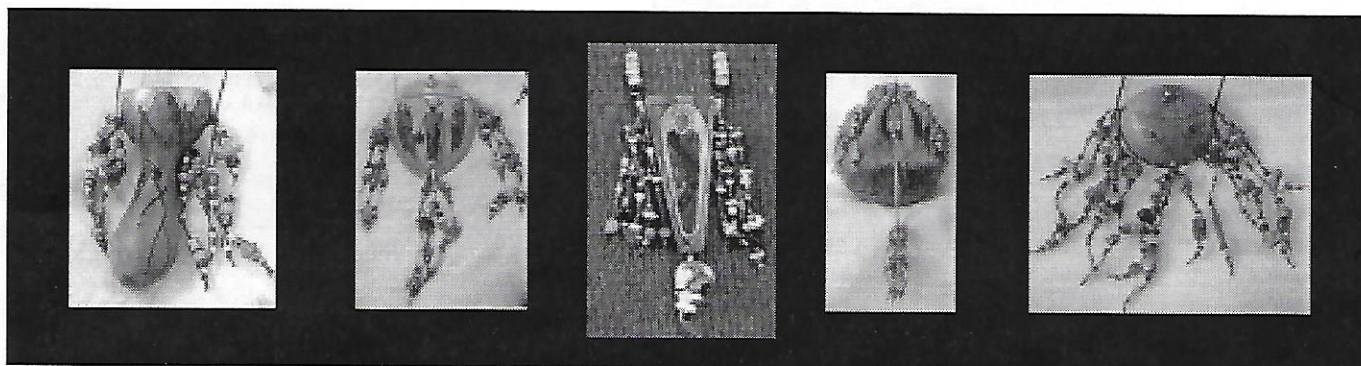


THE GOLDEN GOURD

THE NEWSLETTER OF THE CALIFORNIA CHAPTER OF THE AMERICAN GOURD SOCIETY

VOLUME 5, ISSUE 4

WINTER 2003



Kathy Riker's Seven Spirits

by Leigh Adams

1. How did you get started with gourds?

Well it was January 1998, there was no money left after Christmas to buy my mom a birthday present. I remembered that our local Christmas Tree Farm had gourds. The owner said that he threw them all in to the wash but said I could have them if I wanted to get them. Armed with trash bags, I crawled down into the wash and started collecting gourds. I found that the squirrels and mice and other creatures had found them first. All the gourds had a hole in them. I gathered them all up anyway and said "I'll figure this out when I get home." Once I got home and set them out I took a long look at what could I do with gourds with these big holes in them. I selected one that I thought I could work around the hole. I created an Indian Maiden dancing, mesas in the background. I needed a wood burner and it took me longer to find a store that had one than it did to carve out the gourd. I then used acrylic paints and shoe polish to give her color. That was the gift I gave to my mom on her birthday. From that day on I was hooked.


I remember the first day I went to Welburn Gourd Farm and saw all the gourds; it's like taking a child to a candy shop. Well, I bought some gourds, but they had holes in them and I remember Doug Welburn said to me,

"Don't you want a whole gourd?" I told him I didn't know how to work on a whole gourd, that all the ones I had already had a hole for me to work around.

At the time, I was quilting, sewing dolls, basket weaving, sewing clothes, crocheting, acrylic painting, and making lots of other crafts! I decided that the gourd could have all these media applied to them. I purchased a Detail Master and 22 pens and started working on gourds for the 2nd annual gourd competition at Welburn Gourd Festival in June of 1998. I entered 5 pieces and won 4 first place ribbons.

2. Did you take classes and from whom?

The first class I took was from you, Leigh Adams. I took a drum class at Welburn Gourd Farm which I enjoyed very much and learned the respect for a drum. I took two classes from Jolee Schlea one was a drum and the other was Spirit Painting (which Jolee has given me permission to teach). I took the famous class of Enameling on Gourds with Judy Cunningham and I took a class with Carol Rookstool on beginner gourds just so I could sit in on her class. She has turned out to be a wonderful friend. I have taken a class from Diana Rookstool at Asilomar and had a wonderful time painting a Kachina. I also took a Knotless Netting class from Lynn Everett at Asilomar. I have taught myself all the other techniques that I use in my art now and several techniques that I teach.



Inside....

Raffle Tickets.....	2
Big Gourd Update.....	3
CGS Competition.....	4
Rasheed Ali.....	5
Gourd News.....	5
Kathy Riker Cont'd.....	6
Asilomar.....	7
Asilomar.....	8
Asilomar.....	9
Message From.....	10
Ginger Summit.....	10
Gourd Classes.....	11
Regional Roundup.....	12
Officers/Coordinators.....	14
Classified.....	15

cont'd on page 6



President's Message

• • •

As the holidays near at a breakneck pace, I am overwhelmed with gratitude toward the gourd friends in my life. The California Gourd Society has enabled me to participate in so many activities. I look forward to the patch meetings I can attend, the festivals I can be a part of, the classes and workshops I teach and take. Each time we gourd lovers get together brings forth new appreciation of the diversity of our members' approaches and styles. Each of us brings something different and valuable to the mix. I thoroughly enjoy each and every opportunity to spend time with the members of CGS.

With this thought in mind, I'd like to ask each of the patches to consider supporting their leaders by sending them to the Asilomar conference. This get together brings new ideas and energy to every attendee. The California Gourd Society is dependent upon the dedicated efforts of the patch leaders and this opportunity gives each of them a chance to discuss, create and engage in a number of activities they can take back to their groups. Have another idea like the Traveling Gourd? Here's the place to bring it up! Want to participate in long range planning? Raise your hand at the meeting! Asilomar provides the format for members' voices to be heard. It also is a great chance to take classes from out of the area teachers and to meet out of state members. Interested in...well, you name it, most likely you'll find someone there with similar interests.


Next month I will return to China to learn more about molding gourds and hopefully to bring that information back to our membership. The American Gourd Society is interested in publishing a video disk of the information and I hope to work out the details while I am there with CGS board members Carol Rookstool and Lorraine Valenzuela.

The California Gourd Society has truly enriched my life. I hope it has done the same for you.

Happy Holidays!

Challenge!! Santa Monica Patch leader Angela Briggs has thrown down the gauntlet!!! The Santa Monica Patch donated \$41.00 to CGS to start a fund for musicians who play at Gourd Fair LA! Angie challenges other groups to beat the Santa Monica Patch's opening bid! Monies collected are tax deductible and will go toward honorariums for the dedicated musicians who have donated their time so generously to support CGS. We appreciate all their work and we appreciate the good natured challenge dreamed up by Angie and her gourd friends!

Leigh Adams



FOR
OPPORTUNITIES
TO WIN THE
TRAVELING GOURD,
CONTACT ANY
REGIONAL
COORDINATOR
(See page 14)

**A \$2.00 TICKET BUYS
THE CHANCE OF A LIFETIME!!**

— Ticket holders need NOT be present to win —

Ticket stubs (top portion) NOT returned by the start of the raffle at Asilomar will be considered LOST and will not be entered. There are no substitutions for ticket stubs

CGS will sell tickets until the raffle begins.

CGS is looking for a **Duane Teeter** gourd or piece of his gourd work. We would like to attach it to the Traveling Gourd to honor his contributions to the gourd world. So many people were influenced by this kind and generous teacher, we are hoping someone has a broken gourd or a sample of his work that maybe attached to the Traveling in Duane's honor. Please contact Judy & Larry Cunningham if you can help us out. They can be reached at Larr2000@earthlink.net

PUBLICITY FOR CGS IN 2004

by Kathy Riker

I would like help in publicizing CGS events this next year. This job needs to be started now so that press releases and public service announcements will be ready for each event and mailed out at the proper time. I need CGS members and regional coordinators to contribute publication names, address, phone number, contact name, websites and information about local TV and radio stations. We will start a database of contacts that will be useful in increasing attendance at our events. Non-profit groups like CGS can get lots of free press — we just need to find the appropriate magazines, newsletters, websites, web calendars, TV and radio stations.

Please share your ideas and thoughts with me. You can reach me by phone, snail mail or email.
Kathy Riker
34945 Shadow Wood Drive, Yucaipa, CA, 92399
Monkmonk@cybertime.net
(909) 797-5217

"Big Gourd" Update

CGS Community Gourd Project



by Judy Cunningham

The latest on the Traveling Gourd:

Most recent patches to add work are Kern Co./Bakersfield, Kingsburg River, Santa Cruz, Santa Monica, and Tulare/Sequoia. The raffle for the Big Gourd will be at Asilomar, 2004. For updates, check the CGS website, www.calgourd.com and Welburn Farms *Gourdzette*, published online. To subscribe to The Gourdzette, visit www.welburngourdfarm.com



Kern County/Bakersfield
Betty Finch



Tulare/Sequoia
Toni Best



Santa Cruz
Kay Miamoto-Mills, Jill Walker, Skye Leona, Mary Simmons, Barbara Johnson and Sioux George



Santa Monica
Angela Briggs



Kingsburg River
Noi Thomas
Kathy Keith
Pat Wescott





CGS 8TH ANNUAL GOURD ART COMPETITION AND EXHIBIT

Welburn Festival – June 26 and 27, 2004

Display space donated by Welburn Gourd Farm

COMPETITION RULES:

- Any individual may enter, but must be a member of the California Gourd Society.
- Participants may enter only one entry per category and in only one division.
- There are two divisions. The Beginning division is for the novice. Advanced division is for anyone who has won a ribbon in past CGS competitions.
- The entry fee is \$6 for each entry. There is no charge for children and youth.
- All work must be done by the exhibiting artist and not previously entered in CGS competition.
- **Deadline:** Mailed entries postmarked no later than Monday, June 15, Personal deliveries no later than Thursday, June 24 at 5 pm so the show can be set up prior to judging.
- Judging will be Saturday, June 26. The Exhibit will open to the public at 11:00 am.
- All participants agree to allow photographs to be taken of displayed items.
- Pick-up will be Sunday June 27 from 3:00 to 5:00 pm. Entries may not be removed early.
- Mailed entries will be returned in approximately two weeks after the show. Mailed entries must have return postage and self addressed shipping container.
- All artwork not picked up or arranged for pre-paid return will be donated to CGS.
- The California Gourd Society will officiate at all judging.

26 CATEGORIES: GOURDS MUST PREDOMINATE

Category 1: Vessel within a vessel – Be creative! Gourds must predominate. Innovation is encouraged.

Category 2: Assembly of gourd pieces. Use those scraps! Not over 18” at widest point.

Category 3: This Year’s Art Element Challenge – “Line” You can make it fine, heavy, curvy or straight.

Burn, draw, paint or carve...use your imagination through the use of the element of “line.”

Category 4: Mystical theme. Whole or cut gourd.

Category 5: Painting – Whole or cut gourd. Please indicate type of paint used.

Category 6: Staining – Whole or cut gourd. Woodburning allowed. Staining should be featured.

Category 7: Mixed media – Whole or cut gourd. On entry form, please indicate materials used.

Category 8: Pen and ink – Whole or cut gourd. Only pen and ink may be used. Clear finish allowed.

Category 9: Polymer clay and gourds. Mix them any way you like. Gourds must predominate.

Category 10: Pyrography – Whole or cut gourd. Wood burned only – natural or clear finish allowed.

Category 11: Carving – Whole or cut gourd. Carving should be featured. Natural or clear finish only.

Category 12: Dolls/human figures - Single or multiple gourds may be used. Gourds must predominate.

Category 13: Sculptural flowers. Single or multiple flowers. Any finish is acceptable.

Category 14: Sculptural animal figures – Single or multiple gourds may be used. Gourds must predominate.

Category 15: Sculptural insect figures – Single or multiple gourds may be used. Gourds must predominate.

Category 16: Sculptural sea creatures – Single or multiple gourds. Gourds must predominate.

26 CATEGORIES *cont'd*

Category 17: Masks – Whole or cut gourd(s). May use any media. Embellishments are allowed. Must have hanger or attachment to allow the mask to be displayed on the wall.

Category 18: Jewelry – Whole or cut gourds and/or pieces. Any technique. May use additional materials.

Category 19: Bird Habitat – Whole or cut gourds. Must include a sturdy hanger as this category will be hung and displayed from the ceiling.

Category 20: Musical Instruments

Category 21: Collaboration (the work of two members combined)

Category 22: Inspired by Native America

Category 23: Inspired by China

Category 24: Inspired by Africa

Category 25: Inspired by Polynesia

Category 26: Inspired by Mexico

Children 12 and under (No restrictions; minimum adult assistance, please)

Category 1: Toy

Category 2: Animal

Category 3: Insect

Category 4: Reptile

Category 5: Mobile (include hanger)

Youth 13-18 (No restrictions; work of entrant only)

Category 1: Game


Category 2: Animal

Category 3: Insect

Category 4: Reptile

Category 5: Mobile (include hanger)

The purpose of the Gourd Art Competition is to challenge CGS members to create new art and develop new ideas for themselves within a category. Thousands of visitors attend the exhibit each year and enjoy the creativity and skill of CGS members. If requested, individual artist's telephone number may be released by CGS so that visitors may call the artist after the show. For more information, contact Carol Rookstool at crookstool@aol.com




CGS member Rasheed Ali (www.rainpeople.com) is a featured artist and performer at the Fullerton Museum Exhibit. Rasheed has recently returned from a trip to South Africa (seeking gourds and musical traditions) and a two-month residency in Brazil working and making music and instruments with kids at risk. Don't miss this opportunity to see and hear him!

***Heart and Hands: Musical Instrument Makers of America
Nov. 8, 2003 - Jan. 18, 2004***

Rasheed Ali will be performing a lecture, demo "African And Caribbean Percussion", Saturday, January 10, 2004 at 7pm. The performance is free with a \$4.00 General Admission (students with id \$3.00).

For additional information, please call the Fullerton Museum at (714) 738-6545 or Rasheed Ali at (626) 398-1000.



Kathy Rikercont'd from page 1

3. How do you see the progress in your work? What did you start with? Where are you now? And where are you going?

That's a hard question for me. I started by making Southwest art on gourds, I wasn't happy making decorative art. I then moved to making jewelry and I enjoy making jewelry that people can wear. I have found that I like very intense work. I started with very intricate designs in the beginning and I still like them. I have found that I either work on very large gourds with over 110 hours of woodburning or very tiny gourds that are less than 1 inch. About 2 years ago when my doctors said there was nothing more they could do for me I had to change my life and find the path I was to take. I found it at a Powwow with an Indian herbalist that gave me information, some herbs and alternative medications to help me manage my pain and to give thanks for all that I do have. I have changed the name of my business to Seven Spirits Gourd Art which is for Father Sky, Mother Earth, The East, The West, The North and The South and I create all that comes from it. I have over 25 ribbon awards on my work and had stopped competing a few years back but I can feel it in my blood again so you may see some new pieces at the CGS Competition for 2004. Where am I now? Well I am a gourd artist and teacher of many techniques, I know how to escape from pain and enjoy life. I am in a transitional stage right now. I am creating new items to wear that can be used as sacred vessels. I am working with healing stones and beading a lot of my work. I have several lines of jewelry and I will continue making jewelry but the vessels I make will be able to carry stones, trinkets, sage, tobacco and other precious items you want to keep close to you. I also like creating whimsical characters on pins but I like the purses, trinket pouches and medicine bags, Jabu pouches best. Where am I going? I want to create work that can help to heal other people. From the time I work on a piece it heals me. I feel no pain when I am in my studio and it gives me a lot of joy as time flies by. I am cutting my own stones and spending more time on beading stones into my work, I am also studying shamanism and trying to give my work a more spiritual flare. My work has a lot of shaman and medicine women burned into my art pieces. I like things that have meaning. I am adding Feng Shui colors to my work. I have found that people like for me to "read" them the piece. The

future holds surprises for me and I really don't know which direction I will follow. But it will be one that will help other people to heal themselves and myself.

4. What are the major influences on your work?

"Challenge" is by far the most fun for me. Whether it is a competition or something that someone might say, "That can't be done" My mind will start clicking a mile a minute until I have the answer. My major influence is Mother Earth from which all things come. My major influence is also Southwest art and petroglyphs. There is a long time connection from my childhood and there is something very mystical about the both of them. I create a lot of petroglyphs and Shamans on my Medicine Bags.

5. What are your favorite tools and coloring agents?

Well, I just love the wood burner, I have the Detail Master Excalibur and 22 pens. I also like the Razertip pens because they have a very fine line and if you have seen any of my work, some of my pieces are under an inch. I have some Turtle Feathers Optima pens and I like them too. I really like that they all have a connection wire that fits into my Detail Master so I didn't have to buy the other burning units. I like to work with Angeles Leather Dye and acrylic paints. I like lots of color now, I use to be a very earthy tone person from my basket weaving days but I have found color in the acrylics and they don't fade. Micro paintbrushes and magnifying glasses are my best friends and are a must. Beads and stones, lots and lots of them. I have over 4000 different beads in my personal collection and they are all filed by color, glass, wood, bone etc. So I guess the biggest change in the last year or so has been color.

6. What are your favorite techniques to use? Have you developed any techniques that others are now using?

My favorite technique is woodburning. I love the smell of gourd in the morning! It's a smell that you really have to love in order to sit and burn for hours and hours! I have also added beading to all my art and I like the beads because they are so tiny and it takes a lot of concentration from me to select and bead a piece. After hours of beading if I don't like the way it looks I have been known to take it apart and re-bead the piece. Other techniques? I teach several classes and like all the techniques. Pen & Ink and Wax Resist are very popular with students. The jewelry classes I have created are popular. Students are learning my technique of beading. I developed a pouch and technique called Tribal Knotting.

7. How has the California Gourd Society supported you in your growth?

Boy, how do I answer this question? CGS has given me a life! When I joined the American Gourd Society and found out that there was a California chapter I was excited. I really wanted to get involved but I had a problem. I was a homebody and only left my home on the first of the month to go to the bank, post office and grocery store. I had a 10-mile radius that I would drive and I did not drive on freeways. Now I have been to Indiana twice. I have flown on airplanes. I have accomplished driving the freeway all though I still like the slow lane. I have camped out in my truck by myself. I have talked to a large group of people and I now teach gourd art all over California. I have made a lot of friends and clients and enjoy hearing from all of them. I owe a very big THANK YOU to Carol Rookstool for her friendship and helping me all the way. We started with baby steps and now I feel that I can do anything. I remember Carol calling me "Leo the Late Bloomer", which really fit me. I also remember joining CGS and my first newsletter arrived and they were looking for Regional Coordinators for gourd patches. I remember sending Carol Rookstool a 3-page resume to be a patch leader. I really do have to say that the people I have met over the last 7 years are the most friendly, kindhearted people that my husband & I have ever known. I have made friendships that will last a lifetime.

8. What are some things you'd like to try that you haven't done yet?

I would like to grow just one gourd myself! I have tried several times and the last time I ended up with a cantaloupe. I would like to drive to an event by myself sometime just to see if I can do it. I would like to do some silversmithing and add larger stones to my work.

9. How would you describe your work to someone unfamiliar with gourds?

Well, I design unique wearable gourd art. I specialize in purses, pouches and medicine bags and vessels that you wear and can open. I also design drum fetish necklaces. All my designs come from my head and are a one of a kind. I draw intricate patterns or shaman, petroglyphs and whimsical dancers. My jewelry has a lot of color and tons of beads.

10. Any other comments?

I would just like to say thank you to my husband for all the help and time he has given CGS and me. I couldn't have done all that I have done and accomplished without him.



CGS BI-ANNUAL CONFERENCE AT ASILOMAR

April 16-18, 2004

Attendance at the conference is limited to CGS members staying onsite with the exception of the Saturday night event (see below for details). We still have a few onsite spaces remaining. Refer to the fall newsletter or the CGS website www.calgourd.com for full details.

Gourds will be for sale during the weekend by our friends Greg Leiser of Leiser Farms and Doug Welburn of Welburn Gourd Farm.

Friday Evening Entertainment: This will be a really fun time you won't want to miss. All registrants are invited to gather in Merrill Hall after dinner to meet-and-greet. Leigh and Carol will have a lot to share about their two trips to China's Gourd Island and Stefan will provide musical entertainment.

Saturday Classes: Your class locations will be included in your conference packet when you sign in (along with lots of goodies). Please plan to be at your class by 8:45 A.M. for morning class and 12:45 P.M. for afternoon class. The 15-minute early start times will allow time for teachers to prepare for the Teachers' Marketplace.

Teachers' Marketplace: Teachers have been invited to sell raw materials and finished art work at Merrill Hall from 4:30 to 5:30 on Saturday.

Saturday Night Event: Attendance is open to CGS members and their families who are not otherwise registered for the conference. Reservations for the evening entertainment beginning at 7:00 P.M. are by mail only. The cost is \$10 per person to cover Asilomar charges. Please mail your check, payable to CGS to: Lynne Bunt, 43669 Skyline Dr., Three Rivers, CA 93271. Due to restrictions made by the facility no reservations can be accepted after 3/15/04. Your canceled check will be your receipt, No confirmations will be sent. Dinner reservations at Asilomar for this night only can be made as space is available by contacting Asilomar directly at 831-642-4222.


Mask Contest: The only rule is *you must be able to wear it on your face*. Traditional parade will be followed by awards at Merrill Hall.

The evening will close with the drawing of the "Traveling Gourd" raffle ticket. Winner need not be present to win, but we are keeping our fingers crossed that we can at least reach the winner by phone that night.

Sunday 9:00 A.M. to 12:00 P.M. : No fee classes. Instead we will have 3 great seminars in Merrill Hall that you won't want to miss. These are free to all registrants and we hope you will all attend. Watch the website for more info after the first of the year. There will also be raffle drawings for more great stuff.

continued on page 8

**GREG LEISER FARMS
KNIGHTS LANDING, CA**



QUALITY GOURDS • REASONABLE PRICES

All your regular-shaped gourds plus extra-long and long-handled curly dippers, snakes, bananas, hard-shell warties, zuccas, watermelon, sub-miniature mix, jewelry, miniature sennari, apples, wings, cannonballs, penis shield, basketball, maranka, giant martin house, goose, African wine kettle, and many interesting crossbred shapes.

*Shaded outdoor area available for Gourd Patch Meetings
or Work Shops, along the beautiful Sacramento River.*

530-735-6677

Call for further information and directions
email gleiser@ycoe.net

Member of the American Gourd Society, California Gourd Society

Conference Schedule

All Meals: Crocker Dining Hall — Evening Programs: Merrill Hall

Friday April 16

2:00 to 5:00 — CGS Regional Coordinators (patch leaders)
Share & Play Party

OR

3:00 to 5:00 — Check in at front desk
Bird Feeder Project in Merrill Hall
Gourd Vendors set-up in Merrill Hall

6:00 to 7:00 — Dinner

7:15 to 10:00 — Evening Program

- Meet the Board and gourd patch leaders
- CGS Year in review, goals for 2004
- The China Gourd Connection Slide Show
- Musical entertainment by Stefan
- Raffle drawing

Saturday April 17

7:30 to 8:30 — Breakfast

8:45 to 11:45 — Classes

or

10:00 to 11:30 — Olga Hammer presentation “Entering and Judging Gourd Competition, Do You Want to be a Winner?”

12:00 to 12:45 — Lunch

12:45 to 3:45 — Classes

or

1:00 to 2:30 — Olga Hammer presentation repeated

4:30 to 5:30 — Teachers Market Place at Merrill Hall

6:00 to 7:00 — Dinner and Mask Parade

7:15 to 10:00 — Evening Program

*This portion of the conference **only** will be open to both pre-registered CGS off-site members (not attending the entire conference) as well as conference participants.*

- Mask Competition awards
- Volunteer drawing
- Auction with Stefan Schneider
- Raffle drawing
- “Traveling Gourd” raffle drawing

Sunday April 18

Raffle Drawings between each seminar

7:30 to 8:45 — Breakfast

9:00 to 10:00 — “Creativity” by Don Weeke

10:00 to 11:00 — “Tools & Tips”

11:00 to 11:45 — “Can This Gourd be Saved” or “Bring Your Gourdaivers to the Gourd Morgue”

12:00 to 1:00 — Lunch and conference closing

CGS Gourd Conference 2004 — Schedule of Classes

Saturday, April 17

Class Time 8:45 A.M. to 11:45 A.M.

101 — Color, Color, Color

Teacher: Stefan Schneider

You will learn color and finish techniques that will amaze you. This class has been very popular so sign up early. Stefan is also our honorary Asilomar entertainer and auctioneer.

Materials Fee: \$8

Bring: your jig saw and cleaning tools

102 — Relief Carving and Foil

Teacher: Rebecca Cileo

You will learn the techniques of gold leaf and relief carving in this fun class. Topper will be provided.

Materials Fee: \$10

Bring: woodburner rotary tool (Dremel or other) and whatever carving tips you have. The teacher will bring a variety of her favorite tips for you to try.

103 — Teneriffe Lace

Teacher: Don Weeke

You will first warp single or multiple circular or other woven shape(s) with spokes that radiate from the center, and then weave various designs using waxed linen and raffia.

Materials Fee: \$10

Bring: A straight and a curved needle

Optional: awl or electric drill, different colored waxed linen or raffia, saw.

104 — Chip Carving

Teacher: Lynn Rehm

Learn to carve geometric patterns with a U-shaped wood gouge. A wide variety of gouges will be available to try out and use in class. The handout photo alone is worth the price of the class. Lynn is coming to us from Ohio and provides us a rare opportunity to learn from a master.

Materials Fee: \$8

105 — Woven Shard Necklace

Teacher: Kathy Riker

Learn to use your left over supplies and scraps to make a one of a kind necklace. Students will weave on prepared cleaned painted and dyed shards with round reed, waxed linen, beads and fibers.

106 — Shades & Highlights

Teacher: Diana Rookstool

Explore various shading and highlighting techniques while you create a gourd vessel combining woodburning, acrylic paint, pastel and highlighting pencils.

Materials Fee: \$8

107 — Coiling Pine Needles with Fascicles

Teacher: Toni Best

Students will learn how to coil pine needles on a gourd using the fascicle, or end of the pine needle clusters, to create a pattern.

Materials Fee: \$10

Bring: Pliers

108 — Hills, Valleys & Bridges X4

Teacher: Mary Pryor

In this class you will learn to coil pine needles, creating bridges and embedding pinecones across cutouts on a gourd.

Materials Fee: \$10

Bring: Scissors and a tape measure

109 — Geometric Gourd Jewelry

Teacher: Joe Lee

We are blessed to have Joe return to us from Indiana to teach his awesome woodburning. In this class you will learn to transfer intricate geometric patterns to create a gourd necklace.

Materials Fee: \$10

Bring: An adjustable temperature woodburner.

110 — Native American Story Gourd

Teacher: Alex Villalva (Navache)

Many of you will remember Alex as our past Artist in residence. This year Alex will teach you to create a woodburned story gourd using Native American symbols.

Materials Fee: \$ 3

Bring: An adjustable temperature woodburner, a variety of tips acrylic paints and brush (if you want to add color to your finished piece.)

With advance request we have a few variable temperature woodburners available to borrow.

Saturday, April 17

Class Time 12:45 P.M. to 3:45 P.M.

202 — Enameling & Gourds

Teacher: Judy Cunningham

Participants will learn Judy's hands on approach to the application of heated embossing powders to produce a variety of color and texture to finishes. This is another class that the hand out alone is worth the price of admission.

Materials Fee: \$ 5

203 — Defy Gravity

Teacher: Betty Finch

Learn a truly unique and effective way to stabilize and weight a gourd to stand in the position you want. Betty is well known for her creativity in all areas and this class is no exception. Beginners and advanced students alike will be happy this class is offered.

Materials Fee: \$ 5

Bring / Optional: woodburner, small brushes, acrylic paints, colored pencils and embellishments.

204 — Chip Carving

Teacher: Lynn Rehm

See description Class 104

205 — Wax Resist on Gourd

Teacher: Kathy Riker

Create the illusion of African Mud Cloth by using the very old technique of wax resist. Learn how to use kitska, candle and bees wax to create patterns. Use leather dye and add embellishments.

Materials Fee: \$ 5

Bring: scissors & awl

206 — Mini Rainstick

Teacher: Leigh Adams

Create a wonderful musical instrument that sounds like rain. Don't be surprised if this wonderful story teller has a tale or two to share as an extra added bit of fun.

Materials Fee: \$8

Bring: Scissors, awl, utility knife and a cloth measuring tape.

207 — Handled Basket

Teacher: Toni Best

Students will create a handled gourd basket by coiling pine needles on a gourd and creating handles by making a floating coil.

Materials Fee: \$10

Bring: Pliers

208 — Safari Style Jewelry

Teacher: Vera K

Vera, an award-winning gourd artist, is coming to us from Oregon. In this class you will create a necklace with woodburned African designs and inlaid stones or beads. You will also learn to make a chain woven with beads worked in. Earrings will be made if time permits.

Materials Fee: \$10

Bring: Woodburner (*Some woodburning experience preferred*)

209 — Gourd Spirit Doll

Graceful, animated figures can be created with snake gourds and the imaginative use of lamp material. Paints, beads, fibers and feathers will be available to the student.

Materials Fee: \$12.

210 — Khatiti Juju Pouch

Teacher: Angela Briggs

This stunning piece of jewelry – a wearable necklace – is inspired by the historic background of the African “magic pouch”

Materials Fee: \$ 10

Bring: Scissors & awl

212 — Relief Carving and Foil

Teacher: Rebecca Cileo

You will learn the techniques of gold leaf and relief carving in this fun class. Topper will be provided.

Materials Fee: \$10

Bring: woodburner, rotary tool (Dremel or other) and whatever carving tips you have. The teacher will bring a variety of her favorite tips for you to try.

From Our Enthusiastic Ways-and-Means Leader ...

Kathy Riker has accepted a new volunteer position with CGS — that of Ways-and-Means Coordinator. She notes that CGS is a non-profit organization that runs strictly on a volunteer basis to produce *The Golden Gourd* newsletter, sponsors children's programs, hosts an art competition, maintains a website (www.calgourd.com), and has educational outreach at festivals and fairs.

Kathy has watched the growth of CGS over the past 7 years with enthusiasm and has donated many hours to promote CGS projects. Riker's goal for 2004 is to raise \$10,000 to help bring gourd artists to the US where our members will benefit from learning new techniques and making new international friends. Her dream includes the creation of some traveling exhibits for the regional groups, to provide more educational programs to the public, and to offer scholarships for classes. The Visalia-Sequoia Patch regularly sponsors young art students who want to learn from CGS teachers. CGS recently provided a scholarship to



Ginger Summit Injured

Ginger Summit, noted author and founding member of the California Gourd Society was severely injured in a recent accident. Her husband Roger reports the following:

On Friday, November 11, my wife Ginger was walking our dog Corky home from downtown Los Altos. Just as she crossed the median on Foothill Expressway she was struck from behind by an automobile making a left turn south onto Foothill. Her injuries were severe. She apparently bounced onto the hood of the automobile with her head cracking the windshield before she fell to the pavement.

A "good Samaritan," Kathy Bagby of Los Altos with her daughter, Madeline, was driving behind the automobile that struck Ginger. As they were crossing the intersection Madeline who witnessed the accident yelled out that a person was hit by a car. Kathy immediately pulled over on University and ran to help.

Kathy dialed 911 and while waiting comforted Ginger, keeping her conscious until the ambulance arrived. Corky had taken up a protective post lying next to Ginger with her paws over her back. With Ginger safely in the ambulance, Kathy got directions to our house and took a very shaken Corky home.

It's difficult to express the gratitude I feel toward Kathy and her daughter for going out of their way to get involved and to care for Ginger in her time of need.

As Ginger has touched the lives of so many gourd devotees, it would be a lovely gesture to return a bit of inspiration and support to her. Cards may be sent to :

Ginger Summit
13390 Lenox Way,
Los Altos, CA 94022

a young Michigan art student to attend classes at Gourd Fair LA. Kathy thinks we should do more scholarships!!! Our board members enthusiastically agree. *We need your help!*

Historically, some of the biggest CGS fundraisers have been the raffle and auctions held at Asilomar. This year the Traveling Gourd will generate lots of interest and ticket sales are already providing funds for the Patches to pay for local expenses like postage, office supplies, telephone calls and website hosting fees. Raffle tickets are available from each of the local CGS regional coordinators.

There are many ways that each member of CGS can support our club. Kathy has calculated that if each member donated 3 hours of time each year that would add up to over 2700 hours of talent and energy devoted to promote our interests. You can work in a CGS booth at a festival or fair, work on a project, help produce *The Golden Gourd* or participate on Kathy's ways-and-means committee. She has wonderful ideas for quilt block wall hanging, ornament trees, pin projects and other fun activities. Even for those of us who cannot travel far from home, Kathy is eager to help your ideas become reality. Give her a call at 909-797-4591.

Please act today! An exciting raffle will be held at Asilomar in April and you can be a part of the success. Whether you are a beginner or advanced artist, student or teacher there are CGS members who would be delighted to add a piece of your art to their collection. Please make a donation in 2004 by sending a gourd creation to Kathy by the first of March! If you are attending the Asilomar Conference, please bring your contribution. It is so much fun!!! These raffles and auctions give all of us a chance to own wonderful art.

Located in the Beautiful
Smokey Mountains of North Carolina




Turtle Feathers

Distributor of

- Optima Woodburning & Carving Systems
- Proxxon Tools • Angelus Leather Dye and Leather Paints & Finishes
- Ramelson Chip Carving Tools
- Tagua Nuts and Slices • Beadswax®
- Kaleidoscope Kits • Inlace Products
- Gilders Paste ... and Many More Items!

(828) 926-4716

www.turtlefeathers.com
david@turtlefeathers.com



Gourd Classes

Check the website at www.calgourd.com for more classes

All members of CGS may list gourd classes they are teaching — there is no charge to list a class.

• January •

January 11 (Sunday)
Dot Painted Gourd
Larry McClelland
 San Gabriel Bead Company

January 17
Knotless Netting on Necklace Gourds
Joan Denys
 Zittel Farms

Gourd Altar or Shrine
Janis Kobe/Thena Trygstad
 The Caning Shop

January 17 and/or January 18
Gourd Indulgence at Rookstool Ranch
Kathy Riker
Turtle Purse – January 17
 9am to 3pm
Diva Necklace – January 17
 6pm to 9pm
Rock Art Sponge Painting – January 18
 9am to 3pm
 Call (559) 561-4087 or (831) 647-1820

January 23 (Friday)
Gourd Rainstick
Leigh Adams
 San Gabriel Bead Company

January 24
Darwi Inlay on Gourds
Diane Merrill
 The Caning Shop

Bird House with Desert Scene
Colleen Murphy
 Zittel Farms

January 28 (Wednesday)
Jeweled Gourd
Leigh Adams
 San Gabriel Bead Company

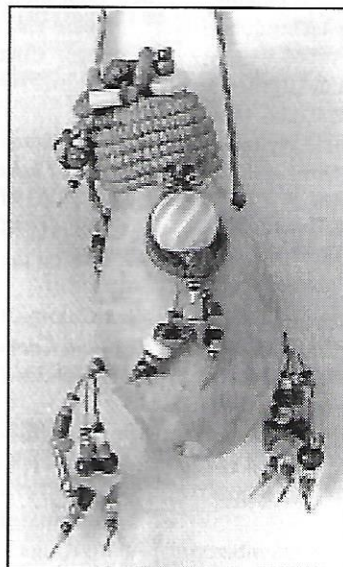
• January •

January 31
Woodburning Techniques
Ann Mitchell
 Zittel Farms

• February •

February 1 (Sunday)
Basketry Coiling on Gourds
Leigh Adams
 San Gabriel Bead

February 7
Hopi-Style Gourd Rattle
Sue Sweet
 The Caning Shop



Art by *Kathy Riker*

• February •

February 7
“Beadswax” Beaded Gourd
Cindy Lee
 Zittel Farms

February 14
Gourd Beginnings
Patti Weller
 The Caning Shop

February 21
Beginning Gourd Basics
Paula Bonilla-Valdez
 Zittel Farms

Gourd Spirit Figures
Janis Kobe/Thena Trygstad
 The Caning Shop

February 21
Wax Resist Dye on Gourds
Kathy Riker
 The Caning Shop

February 22
Tribal Knotting Pouch
Kathy Riker
 The Caning Shop

February 28
Lacy Pine Needle and Gourd Basketry
Linda Pietz
 Zittel Farms

• March •
March 20
Ten Techniques and More
Jeanne Chapman
 Zittel Farms

The Caning Shop
 926 Gilman Street
 Berkeley
 (510) 527-5010


San Gabriel Bead Co.
 325 E. Live Oak Ave.
 Arcadia
 (626) 447-7753

Thomas Farms
 20947-B Avenue 245
 Lindsay
 (559) 562-9640

Welburn Gourd Farm
 40635 De Luz Rd.
 Fallbrook
 (760) 728-4271

Zittel Farms
 6781 Oak Avenue
 Folsom
 (916) 989-2633

Carol Rookstool is coordinating class listings for the CGS website and *The Golden Gourd*.
 Please send all class listings to Carol at least one week BEFORE the quarterly deadline (see page 2) at crookstool@fidm.edu.



REGIONAL ROUNDUP

Amador County

Regional Coordinator: Carol Y. Cherry

(209) 296-4834 or email c.c.anddon@volcano.net

Regional Coordinator Carole Cherry is recovering from successful knee replacement surgery. Contact us for information about the winter schedule to start after the first of the year. Happy holidays to everyone!

Calabash Club – South SF Bay Area

Regional Coordinator: Jane Xavier

(408) 937-4445 or email nimbleneedle@aol.com

Carquinez (Vallejo) Gourd Patch

Regional Coordinator: Kemper Stone

(707) 557-0462 or email gourdcamp@yahoo.com

Channel Island Gourd Patch

Regional Coordinators: Fern Wesley and Pearl Reese

(805) 482-3255 or email tjwesley@msn.com

East Bay Gourd Patch

Regional Coordinator: Bea Hylinski

(925) 552-5977 or email beebee723@earthlink.net

The East Bay Gourd Patch is trying out different meeting locations to attract a broader membership. Our next regular meeting will be on January 31st from 11 to 3 at the Caning Shop. Bee Hylinski is picking up the leadership reins and will demo various staining techniques. Welcome Bea!

The following meeting will be held on February 28th from 10 to 2 at the Civic Arts Education Building at Civic Park in Walnut Creek. All meetings are 10 am to 2 pm. For more information call Bee Hylinski (925) 552-5977 or beebee723@earthlink.net.

El Dorado County

Regional Coordinator: Sandy Martin

(530) 622-2021 or email witsend@cal.net

The Foothill Gourders meet on the first Thursday of the month, from 10 am to 12 noon at El Dorado County Agricultural Commission Cooperative Extension Building at 311 Fair Lane in Placerville. Guests are always welcome but it is advisable to call ahead to verify any changes or field trips that may be scheduled. We are looking forward to our Christmas party where we elect a new coordinator, exchange gourd ornaments, share a great potluck, and visit with our friends and fellow gourders.

We had great success at the local Harvest Festival in September. Several of our members received ribbons and prize money in the competition and several sold gourd art. Through a raffle of decorated gourds by members, we were able to raise \$316. for our treasury. Best of all, we gained several new members who found out about us when they stopped by our booth at the Fair.

Plans are already being made for next year's activities. Our members are planning to make and sell gourd art at next year's Harvest Fair. Our members were inspired by the beautiful and creative gourd art quilts and we plan to create one ourselves. Field trips and working/playing meetings are scheduled throughout the year and we hope to have many CGS members attend. Contact Sandy Martin at witsend@cal.net.

Fallbrook Gourd Patch

Regional Coordinator: Barbara McDermott

(760) 746-3913 or e-mail mcdecart@msn.com

Studio Tours and Ornament Trees have been successful during these fall months. We are looking ahead to the Christmas party on Saturday, December 6 at the home of Karen Waxler.

The Escondido Art Association, the Artists Gallery and the Fallbrook Gourd Patch are joining forces to sponsor "Gourd Pizzazz 2004" from March 2 to March 27 at 121 West 11th Avenue in Escondido. Call show coordinator Jane Kratzer st 760-746-7506 for details.

Please join us for the February 14 patch meeting! Call Barbara McDermott at 760-746-3913 to learn more about our activities.

Folsom/Sacramento — Z Gourd Miners Club

Regional Coordinators: Ann Mitchell (I am moving to Mexico)

(707) 577-0462

Paula Bonilla-Valdez (916) 456-5136

e-mail squirrelgrrl77@msn.com

There is exciting news from the "Z" Gourd Miners. They have selected a new Regional Coordinator, Paula Bonilla-Valdez who is announcing an enthusiastic group of supporters including Colleen Murphy as Treasurer, Stella Stewart as Program Coordinator and many other great volunteers. A big thank you to Ann Mitchell who has lead the club for the past several years. She plans to remain active in the Folsom group for another year before she moves to Mexico.

Monthly meetings are held on the 2nd Saturday of each month from 10 – 2 at Zittel Farms. Programs for the Winter quarter include: December 14 – Christmas Party and gourdament exchange; January 10 – Ardith Wilner demonstrating the magic of woodburning; February 14 – Linda Pietz will show how gourds and basketry can be combined to produce exquisite art; March 13 — Thena Trygstad will be revealing techniques for attaching gourds and pieces of gourds; April 10 – June Goodfellow will demonstrate techniques for attaching antlers to gourds.

The Miners also want to say "Congratulations" to Jeanne Chapman the new Education Director at Zittel farms.

Please call ahead to find out the details and to get directions to the meetings. Contact Paula Bonilla-Valdez at (916) 456-5136 or e-mail to squirrelgrrl77@msn.com

Gourd Artisans of Los Angeles (GALA)

Regional Coordinator Larry McClelland

(310) 549-3294 or e-mail macgourd@aol.com

Call Larry McClelland at (310) 549-3294 for all the latest information. We meet on the 3rd Wednesday of the month.

Kern County/Bakersfield

Regional Coordinator Betty Finch

(661) 589-3368 or e-mail finchgourd@aol.com

Kingsburg River Patch

Regional Co-Coordinator Pat Wescott

(559) 897-7470 or email wagon4@lightspeed.net

Our little patch continues to participate in gourd activities with the Tulare/Kings Gourd Patch whenever possible. In addition we made presentations at the Fresno County Master Gardeners Conference and we invited Mary Prior to teach her special "Hills, Valleys, and Bridges" class to our members.

Our part of the Traveling Gourd was completed by Noi Thomas, Cathie Keigh and Pat Wescott. We wood burned a giant sequoia, valley quail, black bear, poppies, and deer to acknowledge our part of California. We took lots of pictures. This fabulous gourd is magnificent and we are eager to see who wins it when the drawing occurs at the Asilomar Conference.

The fall schedule is winding down and we are taking December off for "gourd" behavior. For classes and events in the New Year, please contact Pat Wescott at (559) 897-7470 or wagon4@lightspeed.net.

Northern Sierra Gourd Patch
Regional Representative Jackie Berg
(530) 675-2577 or e-mail ljberg@cwnet.com

Winter quarter meeting will be on January 17th at 1:00 p.m. at the Little Red House. Call Jackie Berg for more information.

Orange County Gourd Patch
Regional Representative Susan Sullivan
(714) 997-4482 or email SusanSPHN@aol.com

We meet at Create It in Costa Mesa on the 4th Thursday of each month. Just a little something special for December will be the Saturday, December 13 pot luck and gift exchange at the Create It facility. Russ Conley is heading up the program and Susan Sullivan is terrific about sending all the latest information via e-mail. Contact SusanSPHN@aol.com or russconley@charter.net

San Bernardino Gourd Patch
Regional Coordinator: Darlene Propp
(909) 862-9717 or email str8edge@ez2.net

San Diego – Misti Washington Gourd and Basket Guild
Regional Coordinator: Peggy Blessing (858) 292-9219

We are going digital! Our MWGBG members can receive all the latest information on basket-gourds.com/members beginning in January. Please join us for the December 2 annual gift exchange, January 4 "Finish up an old project," and March 7 woodburning and jigsaw demonstrations. Call Peggy Blessing at 858-292-9219 for more information.

San Fernando Valley (Calabaza Gourd Artisans)
Regional Coordinators:
Jeannette Nemon-Fischman (818) 346-3474
Judy Nace (818) 789-1828 or e-mail jnace@hw.com

The San Fernando Valley Gourd Patch/Calabaza Artisans have been busy exchanging ideas and creating gourd art. The September and October meetings included gourd crafting workshops with members sharing their special skills - knotless netting and carving. The November meeting was about wax resist. The Calabaza Artisans are also working on the final artwork for our portion of the Traveling Gourd.

Our meetings are held at the Mountain Restoration Trust in Calabasas on the 3rd Tuesday of each month. Our patch has participated in their "Community Awareness" days at the Trust property with our members donating time to display our work and share information on our Patch. For more information contact Judith Nace at Jnace@hw.com.

Santa Cruz County Gourd Patch
Coordinators: Kris Mangliers (831) 338-3449
email kmangliers@msn.com
Barbara Johnson (831) 440-1540
email gregjohnson@earthlink.net

Our patch has been meeting every other month at the home of Barbara Johnson in Scotts Valley. At each gathering we decide the next meeting date and project. On November 8th Eddie Rhodes shared her expertise and we made Christmas ornaments using the wax resist technique. We will meet again in January – date yet to be determined. We encourage any visitors to contact us for further information and directions to the meeting.

Santa Monica Gourd Patch (LAW)
Coordinators: Angela Briggs, email rhamah@aol.com
Judy Bin-Nun, email BJN12401@aol.com

The Santa Monica Gourd Patch has a new name "Los Angeles West Gourd Patch"...otherwise known as "LAW" and our motto is "We Rule!" We are excited to report that we had our first ever booth at Gourd Festival LA and are thrilled to have shown our talented group members' art work and our enthusiastic spirit.

Our winter-spring calendar is full of hands on workshop led by our

multi-facted members. We plan to do some wax resist, puppetry, create dolls and explore color, color, color using a variety of dyes. Regional Coordinator Angela Briggs made the cover of Doll Making Magazine, and we are all so proud of her beautiful work.

Our annual Holiday Party will be held on the first Wednesday in December at our "home". Selvin and Weiner Law Office Conference Room 200 at 12401 Wilshire Boulevard; just 4 blocks west of Bundy.

Group Coordinators Angela Briggs (rhamah@aol.com) and Judy Bin-Nun (BJN12401@aol.com) look forward to seeing both regular and new members.

Sonoma County Gourd Patch
Coordinator: Donna von Edelkrantz
(707) 778-0580 or email Donnavone@comcast.com

The last Wednesday of the month from 7:00 – 9:30 pm at the Morningstar Club House in Petaluma will be the time and place to join us in 2004!

October and November were filled with festivals and field trips. It was especially pleasant to view the Bay Area Basket Makers show. Judy Stemen, Ginny Matheson and Donna von Edelkrantz each had shows this fall.

On January 28 Ginny Matheson will teach about Hills and Valleys at our monthly meeting. On February 25 the subject will be "attachments and attaching." Contact Donna von Edelkrantz at 707-778-0580 or donnavone@comcast.net.


Tulare County/Sequoia Gourd Patch
Regional Co-Coordinator: Toni Best (559) 627-5430 or
email abest59368@aol.com
Regional Co-Coordinator: Sue Winters-Brown (559) 561-0608

The Tulare/Sequoia patch had a delightful meeting at Camp Nelson in August. Gourd were distributed to the attending members who began creating for the first 45 minutes. At that time, the gourd was exchanged with someone else to continue the work. The swapping continued until the majority of people had worked on several creations. What a fun day.

Kris Mangliers came to us in September and taught a wonderful gourd mask class emphasizing carving and different patinas.

At Gourd Fair LA, we traveled to Arcadia to participate in a booth display. Great venue and great fun. Noi Thomas, Suzanne Garibay and Toni Best taught classes. Thirty CGS members gathered on Saturday night for Thai dinner at a local restaurant and Noi Thomas selected the food for us all. This is a lovely tradition for us. Noi leaves soon for an extended visit with her family in Thailand and we look forward to new inspiration and ideas that she will bring back to us.

December will open with our traditional Christmas gourd ornament exchange on December 5 at the home of Toni Best. On the 6th the fun will continue with Toni teaching a pine needle weaving on gourd class at her home studio.



CGS Board of Directors

President

Leigh Adams (ladams@earthlink.net).....626-797-3728

VP-Membership

Niki Escobedo (enjapf@aol.com).....818-244-3705

VP-Programs

Carol Rookstool (crookstool@aol.com)....213-624-1200x3023

Treasurer

Betty Bluekle (betty@taxationpros.com).....559-784-7900

Secretary

Lynne Bunt (roy-sms@msn.com).....559-561-1925

Directors

Doug Welburn (info@welburngourdfarm.com)...760-728-4271

Rebecca Cileo (luv2ridedi@aol.com).....530-357-4855

Lorraine Valenzuela (basketgourd@aol.com).....562-948-1510

Ways and Means Coordinator

Kathy Riker (monkmonk@cybertime.net).....909-797-4591


Editor, *The Golden Gourd*

Position Open

Publisher, *The Golden Gourd*

CGS Website

Lisa Toth (gourddiva@verizon.net).....805-647-0943



ATTENTION!!

CGS Members

We need articles, step-by-step projects, hints and tips, interviews, etc. of the sort that YOU wish to see in *The Golden Gourd*.

Send to Carol Rookstool, crookstool@fidm.edu

• NEWSLETTER DEADLINES •

— electronic submissions preferred, please —

Spring - Feb. 20, 2004

Summer - May 21, 2004

Fall - Aug. 20, 2004

Winter - Nov. 19, 2004

Carol Rookstool
crookstool@fidm.edu

Lisa Toth — Publisher (gourddiva@verizon.net)

Lorraine C. Valenzuela — Advertising Editor (562-948-1510)

The Editors reserve the right to edit any contributions for content and consistency.

Regional Coordinators

Amador County

Carol Cherry.....209-296-6834

Channel Islands

Pearl Reece and Fern Wesley.....805-482-3255

East Bay

Bea Hylinski.....925-552-5977

El Dorado County

Sandy Martin.....530-622-2021

Fallbrook

Barbara McDermott.....760-746-3913

Folsom/Sacramento

Ann Mitchell.....707-577-0462

Paula Bonilla-Valdez.....916-456-5136

Kern County/Bakersfield

Betty Finch.....661-589-3368

Kingsburg River

Pat Wescott.....559-897-7470

Lake Tahoe/Truckee

Gabrielle Bryant.....530-581-3772

Northern Sierra

Jackie Berg.....530-675-2577

Orange County

Susan Sullivan.....714-997-4482

Pasadena/Los Angeles

Larry McClelland.....310-549-3294

Pico Rivera

Lorraine Valenzuela.....562-948-1510

San Bernardino County

Darlene Propp.....909-862-9717

San Diego

Peggy Blessing.....858-292-9219

San Fernando Valley

Jeannette Nemon-Fischman.....818-346-3474

Judy Nace.....818-789-1828

Santa Cruz

Kris Mangliers.....831-338-3449

Barbara Johnson.....831-440-1540

Santa Monica

Angela Briggs.....310-674-2626

Judy Bin-Nun

Shasta/Tehama Counties

Rebecca Cileo.....530-357-4855

Sonoma/Santa Rosa

Donna von Edelkrantz.....707-778-0580

So. SF Bay Area (Catalash Club)

Jane Xavier.....408-937-4445

Tulare/Sequoia

Toni Best.....559-627-5430

Sue Winters-Brown.....559-561-0608

Vallejo/Carquinez

Kemper Stone.....707-577-0462



**Proxxon Jigsaw
Razertip • Hot Tool**

Lifetime Satisfaction - Guaranteed
Free Catalog
Books, Supplies, Tools for Gourd Crafts

The *Caning* Shop

926 Gilman Street at 8th • Berkeley, CA 94710

1-800-544-3373

Fax 1-510-527-7718
www.caning.com

The Detail Master IV

is the hot burning tool of choice for gourd artists. The system and its wide variety of pens create fine lines, shadowing, parallel borders, fish scales and more. Your creativity will blossom, and it makes woodburning fun!



Catalogues available for \$1.00

Ardith Willner
24 Clubhouse Road
Santa Cruz, CA 95060 • (831) 457-0612
ardithk@aol.com
www.woodburningpens.com

*Gourd Seeds, Gourds, Books and
Gourd Supplies for Sale*

Visa, MasterCard, Checks, money orders accepted.

CAROLINA GOURDS & SEEDS

Harry Hurley •
259 Fletcher Ave
Fuquay Varina, NC, 27526
919-557-5946

harryhurley@hotmail.com

<http://www.mindspring.com/~harryhurley/index.htm>
<http://www.mindspring.com/~harryhurley/seeds.htm>

Always check my website for current availability or request an order form and we will send you our most recent listing of seeds, gourds, supplies and books.

**Gourdgeous
Farm**

*"Your source for quality
and assortment."*

FREE SHIPPING!

Assorted Miniatures, African Kettle, Penguin,
Banana, Bushel, Goose, Marenka, Bottle,
Corsican, Apple, Curved X-Long Dippers.
Visit our Web site for Dry Gourds
and gourd seed.

www.gourdgeousfarm.com
(941) 721-8996 • 1470 12th Street E
Palmetto, Florida 34221

THE PUMPKIN & GOURD FARM
CAIAEVA GALLERY
Over 30 Years of Growing Quality Gourds

LARGE CROP/SMALL PRICE
WANTED: UNIQUE GOURD ART
TAKE A FUN TRIP TO PASO ROBLES

We invite you to Paso Robles to see the Gourd
Gallery and the huge inventory of cured gourds.
We select to your desires and ship direct.

gourdsources.com
101 Creston Rd., Paso Robles, CA 93448
(805) 238-0624 • Fax (805) 238-2513



- Gourds, Gourd Classes •
- Gourd Supplies •

Open: Wed - Sat from 10 AM to 5 PM

20947-B Ave 245 • Lindsay, CA • 93247
(559) 562-9640 • thomasfarms@jps.net

Please recognize CGS welcomes advertisers but is not responsible for the quality of their products. Send advertisements by the published deadline (see page 2) to:
Lorraine C. Valenzuela, 9266 Sunglow St., Rear, Pico Rivera, CA, 90660; email basketgourd@aol.com; 562-948-1510.

Cost of advertisements: \$25 per issue for 3x3 ad; one ad per issue per advertiser.